

These signs are manufactured from non-reflective materials and are therefore suitable for use on private land to which the public has no access.



P 300 x 200 SAV 14486
P 300 x 200 RPVC 14487



P 300 x 200 SAV 14488
P 300 x 200 RPVC 14489



P 300 x 200 SAV 14490
P 300 x 200 RPVC 14491



U 600 x 400 PVC 13957



U 600 x 400 PVC 4252



P 300 x 200 SAV 14492
P 300 x 200 RPVC 14493



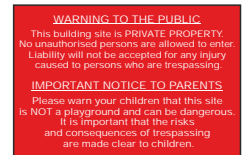
P 300 x 200 SAV 14494
P 300 x 200 RPVC 14495



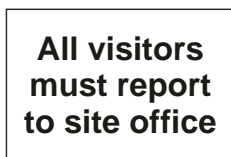
P 300 x 200 SAV 14496
P 300 x 200 RPVC 14497



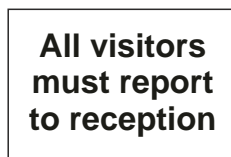
U 600 x 400 PVC 4250



U 600 x 400 PVC 4251



P 300 x 200 SAV 14498
P 300 x 200 RPVC 14499



P 300 x 200 SAV 14506
P 300 x 200 RPVC 14507



P 300 x 200 SAV 14500
P 300 x 200 RPVC 14501



Q 400 x 300 RPVC 13953
U 600 x 400 PVC 4230
U 600 x 400 RPVC 13975



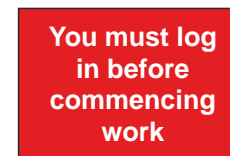
* 600 x 400 FMX 4500



P 300 x 200 SAV 14502
P 300 x 200 RPVC 14503



P 300 x 200 SAV 14504
P 300 x 200 RPVC 14505



P 300 x 200 RPVC 14019




U 600 x 400 PVC 4300



U 600 x 400 PVC 4301

traffic signs

For our range of permanent and temporary traffic signs please see pages 51 - 64.




P 600 x 450 RPVC 14508



P 600 x 450 RPVC 14509




* 400 x 400 FMX 4321
* 400 x 400 RPVC 12511




* 400 x 400 FMX 4322
* 400 x 400 RPVC 13920



* 400 x 400 FMX 4323
* 400 x 400 RPVC 13921



* 400 x 400 FMX 4330



* 400 x 400 FMX 4331



HIGHWAY MAINTENANCE

- * 600 x 75 SAV 1942
- * 600 x 75 PVC 1943
- * 600 x 75 CLG 1944
- * 600 x 75 MAG 1945
- * 700 x 75 SAV 1946
- * 600 x 300 SAV 1947
- * 1000 x 350 SAV 1948

MOTORWAY MAINTENANCE

- * 600 x 75 SAV 1912
- * 600 x 75 PVC 1913
- * 600 x 75 CLG 1914
- * 600 x 75 MAG 1915
- * 700 x 75 SAV 1916
- * 600 x 300 SAV 1917
- * 890 x 100 SAV 12585
- * 890 x 100 MAG 12586
- * 890 x 100 CLG 12587
- * 1000 x 350 SAV 1918