

SECURITY

CATALOGUE

SCAN[®]
SAFETY MADE SIMPLE

CATALOGUE | 2024

SECURITY MADE SIMPLE

The new Scan Security Range has been designed to suit a wide range of day-to-day security applications. Whether it's securing a simple toolbox, gate, motorbike, or warehouse, we have a solution.

Our range comprises of various padlock types, materials, and shackle lengths, from standard brass to laminated and stainless steel. We offer a choice of keyed or combination options, as well as a wide range of hasp and staples. For secure working, consider our lockout hasp and padlock, along with high-security van locks.

Within the range, we also offer a hardened steel 1 meter chain, ideal for securing gates and plant equipment. Coupled with the twin-slot armoured padlock, it provides an excellent combination for high-security needs.

Our 4-dial combination key-safe is a valuable addition for holiday homes, site access, and general-purpose requirements where a spare or emergency key is needed for entry.

CONTENTS

INFORMATION

03

Security Rating
Manufacturing
Product Materials
Measurement Guide
Icon Key
Sustainability

PADLOCKS

08

Brass Padlock Range
Stainless Steel Padlock Range
Laminated Steel Padlocks
Brass Sliding Padlock
Shrouded Padlocks
Weatherproof Padlocks
Disc Padlocks
Brass Combination Padlock
TSA Padlock
Keysafe
Armoured Shutter Padlock
Brass Shutter Padlock
Lock Out Padlock & Hasp

HASPS

20

Hinged Hasp
Hasp & Staple

HASP & PADLOCK

22

Padlock & Hasp Sets

CHAIN & PADLOCK

24

VAN HASP & LOCK

26

SECURITY RATING GUIDE

Each products' packaging is assigned a security level to assist consumers in identifying the appropriate level of security for their specific needs. Every padlock is assigned a numbered rating from 1 to 9, determined by factors such as usage, application, materials, and durability. This rating system provides a clear guide, enabling customers to make informed decisions based on their individual security requirements.

1

Offering a basic level of security for toolboxes, lockers and luggage as they act as a visual deterrent and low security.

2

3

4

5

6

7


8

9



Offering a medium level of security, these systems are suitable for gates, sheds, and general domestic and commercial requirements.

Offering a high-security rating, with shrouded shackle options, armoured shutter locks, and shackleless van locks for the highest-value applications.



CUTTING EDGE MANUFACTURE

Each padlock in our collection is meticulously crafted, undergoing a stringent manufacturing process to ensure both durability and reliability. More than just security devices, our security range represents a seamless blend of traditional craftsmanship and modern innovation.

Our factories are equipped with precision technology, producing high industry standards with every padlock we create. Our skilled craftsmen and engineers, all with a keen eye for detail, collaborate to ensure quality at every stage of the manufacturing process. From materials to the final inspection, each step reflects our dedication to producing padlocks that provide strength and durability, ensuring the security you deserve.

MATERIALS



LAMINATED STEEL

These padlocks are constructed of individual galvanised steel plates that are rivetted together. This makes them not only weatherproof but also gives a high impact resistance from hammer and drill attacks.



BRASS

Brass-bodied padlocks provide excellent weatherproof protection as they do not rust. The inner brass mechanisms ensure optimal performance in all indoor and outdoor conditions.




STAINLESS STEEL

These durable padlocks are used in extreme weather situations as they offer superior corrosion and weather resistance.


MEASUREMENT GUIDE

Our security range has been designed to simplify the process of selecting the right product. Each piece of packaging includes a diagram displaying specific measurements for each product, making it easier for you to choose the correct size for your application.




WIDTH

The width of the padlock (mm)



HEIGHT

The height of the shackle (mm)




DIAMETER


The diameter/thickness of the shackle (mm)

ICON KEY

KEY FEATURES



TYPICAL APPLICATIONS





SUSTAINABILITY

We are committed to minimising our environmental footprint, and therefore, we diligently pursue the adoption of sustainable practices and materials whenever feasible.

All our packaging is crafted entirely from recyclable card, and packed into 100% recyclable cardboard boxes for shipping, aligning with our dedication to responsible sourcing. Scan proudly holds membership in Sedex, the world's foremost data platform for evaluating supply chain practices, encompassing storage, analysis, sharing, and reporting of sustainability measures.

We ensure our factories are audited using the Sedex Members Ethical Trade Audit, underscoring our dedication to upholding ethical and responsible trade practices.

Sedex

BRASS PADLOCK

SHORT & LONG SHACKLE

The Brass Padlock range is available in sizes ranging from 20mm to 50mm, offering an excellent level of security for various applications. The padlocks feature both short and long stainless-steel shackles with self-locking action. The 30mm and above sizes come with a hardened steel shackle, and all sizes are equipped with durable and rust-resistant brass cylinder mechanisms.

- BRASS CYLINDER MECHANISM
- STAINLESS SHACKLE
- SELF-LOCKING ACTION SHACKLE
- 30MM+ IN BODY SIZE HAVE HARDENED SHACKLE
- 3 KEYS




























BRASS BODY



HARDENED STEEL SHACKLE



4-6 PIN TUMBLER

PRODUCT CODE					SECURITY RATING	TYPICAL APPLICATIONS
SCAPLB20	20 MM	12 MM	3.3 MM	10.7 MM	1	  
SCAPLB25	25 MM	13.9 MM	4.3 MM	12.7 MM	2	  
SCAPLB30	30 MM	16.5 MM	5.0 MM	15 MM	4	  
SCAPLB40	40 MM	22.8 MM	6.2 MM	21 MM	6	  
SCAPLB40KA	40 MM	22.8 MM	6.2 MM	21 MM	6	  
SCAPLB40LS	40 MM	63.6 MM	6.3 MM	20.7 MM	6	  
SCAPLB50	50 MM	27.4 MM	8.0 MM	26 MM	7	  

TWIN PACK

PRODUCT CODE	PIN QTY	EFFECTIVE KEY DIFFERS
SCAPLB20/25	4	150
SCAPLB30	4	375
SCAPLB40/40KA/40LS	5	1875
SCAPLB50	6	9375



STAINLESS STEEL PADLOCK

SHORT & LONG SHACKLE

The Stainless Steel Padlock range is available in sizes ranging from 32mm to 50mm. The 304 stainless steel body makes this range ideal for outdoor applications, providing durability and rust resistance. The padlocks feature both short and long stainless-steel shackles with self-locking action. All complemented by brass cylinder mechanisms.

- 304 STAINLESS STEEL BODY
- STAINLESS STEEL SHACKLE
- SELF-LOCKING ACTION SHACKLE
- 3 KEYS



**304 STAINLESS
STEEL BODY**



**BRASS LOCKING
MECHANISM**



**SELF-LOCKING
ACTION**

PRODUCT CODE					SECURITY RATING	TYPICAL APPLICATIONS
SCAPLSS32	32 MM	16 MM	5.0 MM	10.7 MM	4	
SCAPLSS32LS	32 MM	49 MM	5.0 MM	17 MM	4	
SCAPLSS38	38 MM	21.5 MM	6.0 MM	12.7 MM	5	
SCAPLSS38LS	38 MM	58 MM	6.0 MM	19.7 MM	5	
SCAPLSS50	50 MM	26.7 MM	9.0 MM	15 MM	7	
SCAPLSS50LS	50 MM	62 MM	9.0 MM	24.7 MM	7	

PRODUCT CODE	PIN QTY	EFFECTIVE KEY DIFFERS
SCAPLSS32/32LS	5	1900
SCAPLSS38/38LS	5	1900
SCAPLSS50/50LS	6	7200




LAMINATED STEEL PADLOCK

SHORT & LONG SHACKLE - KEYED & COMBINATION

The Laminated Steel Padlock range with shackles ranging from 30mm-50mm. The padlock body is manufactured from individual galvanised plates and a hardened steel shackle. The range includes both short and long shackle options, all with brass cylinder mechanisms that are durable and rust resistant.

The range also features a 4-digit combination version with a 50mm laminated steel body. With up to 10,000 different combinations available.

- WEATHER RESISTANT & ANTI-CORROSION
- HARDENED STEEL SHACKLE
- 4-5 PIN BRASS TUMBLER MECHANISM (KEYED ONLY)
- 3 KEYS (ONLY APPLIED WITH 30-50MM KEYED)
- 4 DIGIT COMBINATION (ONLY APPLICABLE TO 50MM COMBINATION)



PRODUCT CODE					SECURITY RATING	TYPICAL APPLICATIONS
SCAPLLAM30	30 MM	17.5 MM	5.0 MM	14.5 MM	3	
SCAPLLAM40	40 MM	23.8 MM	6.0 MM	20.5 MM	5	
SCAPLLAM40KA	40 MM	23.8 MM	6.0 MM	20.5 MM	5	
SCAPLLAM40LS	40 MM	63 MM	6.0 MM	20.5 MM	6	
SCAPLLAM50	50 MM	29 MM	8.7 MM	24.5 MM	7	
SCAPLLAM50C	50 MM	23.1 MM	8.0 MM	23.7 MM	6	

TWIN PACK

PRODUCT CODE	PIN QTY	EFFECTIVE KEY DIFFERS
SCAPLLAM30	4	150
SCAPLLAM40/40LS	4	375
SCAPLLAM50	5	1875



TUMBLER MECHA- NISM

WHAT IS A PIN TUMBLER?

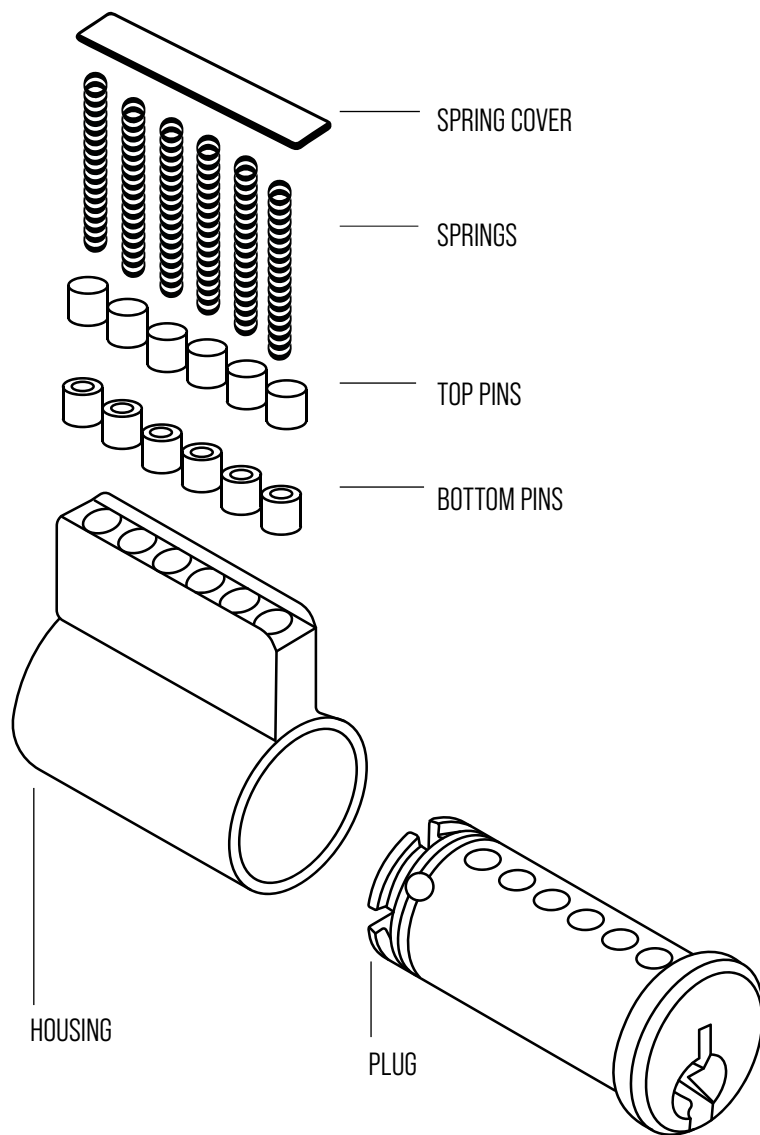
The pin tumbler lock is a locking mechanism using pins of varying lengths to prevent the lock from opening without the correct key.

HOW A PIN TUMBLER WORKS...

Before a key is inserted into the lock both the top and bottom pins sit flush throughout the plug.

When the correct cut key pattern is entered into the locking mechanism, both sets of pins are pushed up. Once each spring is compressed, both sets of pins align with the plug enabling the key to turn fully and unlock the mechanism.

All of our keyed padlocks feature between a 4-6 pin tumbler locking mechanism.



BRASS SLIDING PADLOCK

63-154MM SLIDING SHACKLE

The Brass Sliding Padlock has an extendable hardened steel shackle, featuring double locking tongues for improved security when in locked position. The brass body has a brass cylinder mechanism that is durable and rust resistant. This padlock has the flexibility to be locked in a variety of positions with a shackle height ranging from 63-154mm to suit the application.

- WEATHER RESISTANT & ANTI CORROSION
- BRASS BODY
- BRASS LOCKING MECHANISM
- HARDENED STEEL SHACKLE
- 5 PIN TUMBLER MECHANISM
- 3 KEYS



**HARDENED
STEEL SHACKLE**



BRASS BODY



5 PIN TUMBLER



PRODUCT CODE					SECURITY RATING	TYPICAL APPLICATIONS
SCAPLBSLIDE	50 MM	63-154 MM	8.0 MM	28 MM	6	

PRODUCT CODE	PIN QTY	EFFECTIVE KEY DIFFERS
SCAPLBSLIDE	5	732



STEEL SHROUDED PADLOCK

KEYED

Stainless-Steel Shrouded Padlock range, ranges from 40mm-50mm. Providing an excellent level of security for your required application. Featuring extended shoulders to surround the stainless-steel shackle. With brass cylinder mechanisms that are durable and rust resistant making them ideal for outdoor applications.

- 304 STAINLESS STEEL BODY
- STAINLESS STEEL SHACKLE
- BRASS CYLINDER MECHANISM
- KEY RETAINED WHEN UNLOCKED
- WEATHER RESISTANT ANTI-CORROSION
- 3 KEYS



**304 STAINLESS
STEEL BODY**



**BRASS LOCKING
MECHANISM**



KEY RETAINMENT



PRODUCT CODE					SECURITY RATING	TYPICAL APPLICATIONS
SCAPLS40	40 MM	25.5 MM	7.0 MM	19.7 MM	6	
SCAPLS50	50 MM	31 MM	9.8 MM	23 MM	8	

PRODUCT CODE	PIN QTY	EFFECTIVE KEY DIFFERS
SCAPLS40/50	6	2800

WEATHERPROOF PADLOCK

KEYED

The Weatherproof Laminated Steel Padlocks come in a 45mm and 50mm version. Providing a high level of security for your required application. These padlocks have been designed for use where a higher level of security is required, featuring a full bodied plastic cover for durability and anti-corrosion. Each lock also features a high strength brass cylinder mechanism and a stainless steel shackle.

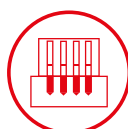
- PLASTIC LAMINATED COVER
- STAINLESS STEEL SHACKLE
- BRASS CYLINDER MECHANISM
- SELF-LOCKING ACTION SHACKLE
- WEATHERPROOF/ ANTI-CORROSION
- 3 KEYS



LAMINATED STEEL



**WEATHERPROOF/
ANTI-CORROSION**



4 PIN TUMBLER



PRODUCT CODE					SECURITY RATING	TYPICAL APPLICATIONS
SCAPLLAMWP45	45 MM	20 MM	7.5 MM	20 MM	6	
SCAPLLAMWP50	50 MM	23 MM	10.5 MM	23 MM	7	

PRODUCT CODE	PIN QTY	EFFECTIVE KEY DIFFERS
SCAPLLAMWP45/50	4	300

DISC PADLOCK

KEYED & COMBINATION

This Stainless-Steel Disc Padlock range, ranges from 70mm-80mm. This higher end security discus type padlock has a weather resistant, anti-corrosion stainless steel body. Featuring a hardened steel shackle suitable for both indoor and outdoor use. The range also features a 4-digit combination version with a 70mm stainless steel body and up to 10,000 different combinations available.

- WEATHER RESISTANT/ ANTI CORROSION
- HARDENED STEEL SHACKLE
- 5 PIN BRASS TUMBLER MECHANISM
- 3 KEYS (ONLY APPLIED WITH SCAPLSS70DIS & SCAPLSS80DIS)
- 4 DIGIT COMBINATION (ONLY APPLICABLE SCAPLSS70CD)

SCAPLSS70DIS & SCAPLSS80DIS



STAINLESS STEEL



WEATHERPROOF/ ANTI-CORROSION



5 PIN TUMBLER

SCAPLSS70CD















STAINLESS STEEL



WEATHERPROOF/ ANTI-CORROSION



4 DIGIT CODE

PRODUCT CODE					SECURITY RATING	TYPICAL APPLICATIONS
SCAPLSS70DIS	70 MM	17 MM	9.5 MM	26 MM	7	  
SCAPLSS80DIS	80 MM	20.5 MM	10.7 MM	28 MM	8	  
SCAPLSS70CD	70 MM	17 MM	9.5 MM	21 MM	6	  

PRODUCT CODE	PIN QTY	EFFECTIVE KEY DIFFERS
SCAPLSS70DIS	5	1875
SCAPLSS80DIS	5	500



BRASS COMBINATION PADLOCK

SHORT SHACKLE

The Combination Padlock range is available in sizes ranging from 20mm to 38mm. Each padlock features a solid brass body equipped with a four-digit brass pin tumbler, offering up to 10,000 different combinations.

- BRASS CYLINDER MECHANISM
- STEEL SHACKLE
- 4 DIGIT COMBINATION



BRASS BODY



WEATHERPROOF/
ANTI-CORROSION



4 DIGIT CODE



PRODUCT CODE					SECURITY RATING	TYPICAL APPLICATIONS
SCAPLB20COM	20 MM	21.5 MM	3.0 MM	9 MM	1	
SCAPLB28COM	28 MM	25.4 MM	5.0 MM	12.7 MM	2	
SCAPLB38COM	38 MM	31.2 MM	6.3 MM	18.7 MM	5	

SHORT & LONG SHACKLE

The Combination Padlock range provides an excellent level of security for outdoor applications, the four-digit dials located on the bottom of the padlock are protected from the elements by the casing. The brass bodied padlock features a brass tumbler mechanism with up to 10,000 different combination codes. The range has both a short and long hardened stainless-steel shackle option.

- BRASS CYLINDER MECHANISM
- SHORT & LONG SHACKLE OPTION
- WEATHERPROOF/ ANTI-CORROSION
- HARDENED STAINLESS STEEL SHACKLE
- 4 DIGIT COMBINATION



WEATHERPROOF/
ANTI-CORROSION



BRASS BODY



4 DIGIT-CODE



LONG SHACKLE



PRODUCT CODE					SECURITY RATING	TYPICAL APPLICATIONS
SCAPLBCOM	51 MM	25 MM	8.0 MM	25 MM	6	
SCAPLBCOMLS	51 MM	57 MM	7.0 MM	26 MM	6	

TSA PADLOCK

COMBINATION



The TSA approved Combination Padlock is the ideal solution for travelling to countries using the TSA system. It features a zinc alloy body with a steel shackle and 4-digit dials, providing up to 10,000 different combination codes.

- TSA APPROVED
- STEEL SHACKLE
- ZINC ALLOY BODY
- 4 DIGIT COMBINATION



ZINC ALLOY
BODY



TSA APPROVED



4 DIGIT CODE



PRODUCT CODE					SECURITY RATING	TYPICAL APPLICATIONS
SCAPLTSA31	31 MM	21 MM	3.5 MM	11 MM	2	



TSA LOCK® is a global security system which allows passengers to lock their luggage, while permitting security authorities to inspect them with a universal key and without damage. TSA approved padlocks will have the Travel Sentry logo displayed.

KEY SAFE

COMBINATION

This Combination Key Safe is the ideal safe storage of house, car and padlock keys. The aluminium alloy body is ideal for outdoor durability, featuring a plastic shutter door for dial protection. This key safe can be wall-mounted, using the supplied fixings included and has up to 10,000 different dial combinations. Making this product an easy and safe way to store multiple keys.

- ALUMINIUM ALLOY BODY
- SUPPLIED WITH WALL FIXINGS
- PLASTIC SHUTTER DOOR
- 4 DIGIT COMBINATION



ALUMINIUM
ALLOY BODY






4 DIGIT CODE



PLASTIC DUST
COVER



PRODUCT CODE	WIDTH	HEIGHT	DEPTH	SECURITY RATING	TYPICAL APPLICATIONS
SCAKEYSAFE	90 MM	119 MM	49 MM	6	  

SHUTTER PADLOCKS

ARMoured

The Armoured Shutter Padlock range comes in two size options, 60 & 80mm. The shutter locks have a brass body with a steel armoured casing. Featuring a rotating hardened steel shackle and single-slot to prevent easy access to the shackle and resist cutting and sawing. It has a brass cylinder mechanism that is durable and rust resistant.

- WEATHER RESISTANT/ ANTI CORROSION
- BRASS BODY
- ARMoured CASING
- 5 PIN TUMBLER MECHANISM
- 3 KEYS



ARMoured
CASING



BRASS BODY



5 PIN TUMBLER



PRODUCT CODE						SECURITY RATING	TYPICAL APPLICATIONS
SCAPLA60SHUT	63 MM	54 MM	22 MM	12 MM	10 MM	7	
SCAPLA80SHUT	81 MM	68 MM	30 MM	14 MM	11 MM	8	

PRODUCT CODE	PIN QTY	EFFECTIVE KEY DIFFERS
SCAPLA60SHUT SCAPLA80SHUT	5	1900

BRASS

The Brass Shutter Padlock range comes in two size options, 60 & 80mm. The shutter has a brass body with a brass cylinder mechanism that is durable and rust resistant. Featuring a rotating hardened steel shackle and single slot to prevent easy access to the shackle and resist cutting and sawing.

- WEATHER RESISTANT/ ANTI CORROSION
- BRASS BODY
- 5 PIN TUMBLER MECHANISM
- 3 KEYS



WEATHERPROOF/
ANTI-CORROSION



BRASS BODY



5 PIN TUMBLER



PRODUCT CODE						SECURITY RATING	TYPICAL APPLICATIONS
SCAPLB60SHUT	60 MM	44 MM	20 MM	15 MM	10 MM	7	
SCAPLB80SHUT	80 MM	58 MM	30 MM	20 MM	12 MM	8	

PRODUCT CODE	PIN QTY	EFFECTIVE KEY DIFFERS
SCAPLB60SHUT SCAPLB80SHUT	5	1900

LOCKOUT PADLOCK & HASP

PADLOCK

This Lockout Padlock can be used in conjunction with any lockout hasp or tag system. It has a nylon body that is chemical and UV resistant, with a brass cylinder mechanism that is durable and rust resistant for outdoor applications. The padlock comes with one key, which is numbered so only the key holder can lock and unlock the padlock.

- WEATHER RESISTANT/ ANTI CORROSION
- NYLON BODY
- BRASS LOCKING MECHANISM
- UV RESISTANT BODY
- USE WITH LOCKOUT HASP



STEEL SHACKLE



BRASS LOCKING MECHANISM



NYLON BODY



PRODUCT CODE					SECURITY RATING	TYPICAL APPLICATIONS
SCAPLLORED	37 MM	39 MM	6.0 MM	20 MM	1	

PRODUCT CODE	PIN QTY	EFFECTIVE KEY DIFFERS
SCAPLLORED	-	14

HASP

This Lockout Hasp has a galvanised steel construction with a nylon coated body that can accommodate up to 6 individual padlocks. An excellent security method for locking off electrical boxes and circuit breakers. The hasp has been manufactured to withstand outdoor conditions.

- WEATHER RESISTANT/ ANTI CORROSION
- NYLON BODY
- GALVANISED STEEL
- USE WITH LOCKOUT PADLOCK
- ACCOMMODATES UP TO 6 PADLOCKS



GALVANISED STEEL



UP TO 6 PADLOCKS USAGE



NYLON COATED



PRODUCT CODE					TYPICAL APPLICATIONS
SCALOCKHASP	115 MM	40 MM	25 MM	10 MM	

HINGED HASP

STEEL 158-195 MM

The Hinged Hasp and Staple range comes in two size options 158 & 195mm. With a strong steel construction, hidden fixings and corrosion resistant zinc plate coating the hinged hasp is great for outdoor durability. The hinged design gives the hasp more flexibility for offset applications. Designed for padlocks with up to 10mm shackle diameter.

- WEATHER RESISTANT/ ANTI CORROSION
- STRONG STEEL CONSTRUCTION
- ZINC PLATE COATING
- HIDDEN FIXINGS (SUPPLIED WITH PRODUCT)
- DESIGNED FOR PADLOCKS WITH UP TO 10MM SHACKLE DIAMETER





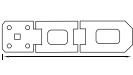








STRONG STEEL
CONSTRUCTION





ANTI CORROSION



SUPPLIED WITH
FIXINGS

PRODUCT CODE						TYPICAL APPLICATIONS
SCAPHSH158	5 MM	40 MM	158 MM	44 MM	12.9 MM	  
SCAPHSH195	5 MM	40 MM	195 MM	44 MM	12.9 MM	  



HASP & STAPLE

STEEL- 64-153 MM

The Galvanised Hasp and Staple range, ranges from size 64-153mm. With a strong steel construction, hidden fixings and corrosion resistant zinc plate coating the hasp & staple range is great for outdoor durability. Designed for padlocks with up to 10mm shackle diameter.

- WEATHER RESISTANT/ ANTI CORROSION
- STRONG STEEL CONSTRUCTION
- ZINC PLATE COATING
- FIXINGS SUPPLIED WITH PRODUCT
- DESIGNED FOR PADLOCKS WITH UP TO 10MM SHACKLE DIAMETER





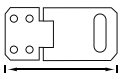

















**STRONG STEEL
CONSTRUCTION**




ANTI CORROSION



**ACCEPTS SHACKLE
DIAMETER 10MM**

PRODUCT CODE						TYPICAL APPLICATIONS
SCAPHSG64	4 MM	38 MM	64 MM	38 MM	16 MM	  
SCAPHSG89	4 MM	38 MM	89 MM	38 MM	16 MM	  
SCAPHSG117	4 MM	38 MM	117 MM	38 MM	16 MM	  
SCAPHSG138	4 MM	38 MM	138 MM	38 MM	16 MM	  
SCAPHSG153	4 MM	38 MM	153 MM	38 MM	16 MM	  



HASP & PADLOCK

WITH 40MM BRASS PADLOCK

The Galvanised Hasp and Staple range, ranges from size 64-117mm. With a strong steel construction, hidden fixings and corrosion resistant zinc plate coating the hasp & staple range is great for outdoor durability.

- WEATHER RESISTANT/ ANTI CORROSION
- STRONG STEEL CONSTRUCTION
- ZINC PLATE COATING
- FIXINGS SUPPLIED WITH PRODUCT
- SUPPLIED WITH BRASS 40MM PADLOCK





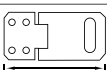











STRONG STEEL
CONSTRUCTION




BRASS BODY
PADLOCK



ANTI CORROSION
HASP

PRODUCT CODE						SECURITY RATING	TYPICAL APPLICATIONS
SCAPHSGP64	4 MM	38 MM	64 MM	38 MM	16 MM	6	  
SCAPHSGP89	4 MM	38 MM	89 MM	38 MM	16 MM	6	  
SCAPHSGP117	4 MM	38 MM	117 MM	38 MM	16 MM	6	  

PADLOCK MEASUREMENTS

			
40 MM	21.8 MM	6.3 MM	20.7 MM

PRODUCT CODE	PIN QTY	EFFECTIVE KEY DIFFERS
SCAPHSGP64/89/117	5	732



**GALVANISED STEEL
HASP & STAPLE
RANGE, RANGES
FROM SIZE
64-153MM**



CHAIN & PADLOCK

CHAIN

1 Metre Heavy-Duty Chain featuring 9mm hardened steel square section welded links, protected with a branded nylon sleeve to prevent scratches and damage to application.

- HEAVY-DUTY
- 9MM HARDENED STEEL LINKS
- NYLON SLEEVE
- 1 METRE LENGTH




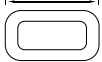




PROTECTIVE SLEEVE



9MM SECTION LINKS



HEAVY DUTY


PRODUCT CODE				TYPICAL APPLICATIONS
SCACHAIN1M	9 MM	69 MM	17 MM	  




CHAIN & PADLOCK SET

The 1 Metre Heavy Duty Chain and Padlock set features 9mm hardened steel square section welded links, protected with a branded nylon sleeve and a twin slot armoured padlock with a rotating hardened shackle. Ideal for motorbikes, gates, site equipment.


- 1M HEAVY-DUTY CHAIN
- 9MM HARDENED STEEL LINKS
- TWIN SLOT ARMoured PADLOCK
- 3 KEYS









PROTECTIVE SLEEVE







TWIN SLOT ARMoured PADLOCK



9MM SECTION LINKS

PRODUCT CODE				TYPICAL APPLICATIONS	SECURITY RATING
SCAPLCHSET	9 MM	69 MM	17 MM	  	8

PADLOCK MEASUREMENTS

			
50 MM	75 MM	15 MM	12 MM

PRODUCT CODE	PIN QTY	EFFECTIVE KEY DIFFERS
SCAPLCHSET	5	1900



ARMoured CHAIN PADLOCK

TWIN SLOT

The Armoured Padlock has a twin slot, ideal for pairing with the 1M chain. The padlock has a brass body with a steel armoured casing. Featuring a rotating hardened steel shackle and twin slot to prevent easy access to the shackle and resist cutting and sawing. It has a brass cylinder mechanism that is durable and rust resistant.

- WEATHER RESISTANT/ ANTI CORROSION
- STEEL ARMoured CASING
- BRASS LOCKING MECHANISM
- HARDENED STEEL SHACKLE
- 3 KEYS



STAINLESS
STEEL










BRASS LOCKING
MECHANISM



HEAVY DUTY



PRODUCT CODE					SECURITY RATING	TYPICAL APPLICATIONS
SCAPLCHAIN	50 MM	75 MM	15 MM	12 MM	8	  

PRODUCT CODE	PIN QTY	EFFECTIVE KEY DIFFERS
SCAPLCHAIN	5	1900



VAN HASP & PADLOCK

HASP

The Heavy-Duty Van Hasp can be paired with our van lock. Manufactured from heavy-duty steel with a chrome plated finish that is durable and rust resistant. It is supplied with 6 bolts and is easy to apply, excellent security option for vans, sheds, and workshops.

- HEAVY-DUTY STEEL
- CHROME PLATED
- EASY INSTALLATION
- SUPPLIED WITH 6 BOLTS FOR FIXING
- PAIR WITH SCAPLVANREP




HEAVY DUTY
STEEL



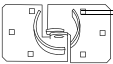





CHROME PLATED



EASY INSTALLATION



PRODUCT CODE				TYPICAL APPLICATIONS
SCAVANHASP	200 MM	114 MM	8.80 MM	  

PADLOCK

The Heavy-Duty Van Padlock can be paired with our van hasp. The nickel-plated padlock has a 6-pin brass cylinder mechanism that makes it durable and rust resistant. Featuring a concealed hardened shackle prevents easy access to drilling, sawing, and prying.

- NICKEL PLATED STEEL
- CONCEALED HARDENED SHACKLE
- BRASS CYLINDER MECHANISM
- PAIR WITH SCAVANHASP
- 2 KEYS



ANTI-PICK









BRASS CYLINDER



SATIN NICKEL
PLATED STEEL



PRODUCT CODE				SECURITY RATING	TYPICAL APPLICATIONS
SCAPLVANREP	44.3 MM	10.1 MM	75 MM	8	  

PRODUCT CODE	PIN QTY	EFFECTIVE KEY DIFFERS
SCAPLVANREP	6	7200

VAN HASP & PADLOCK

VAN LOCK SET

The Heavy-Duty Van Padlock & Hasp set is ideal for securing double doors, vans, sheds and workshops. The nickel padlock features a 6-pin brass cylinder mechanism that is durable and rust resistant. The concealed shackle prevents easy access to the padlock. Paired with the heavy-duty chrome plated steel hasp, 6 fixings and two keys.

- WEATHER RESISTANT/ ANTI CORROSION
- HEAVY-DUTY
- EASY INSTALLATION
- CONCEALED HARDENED STEEL SHACKLE
- 2 KEYS



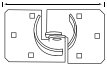

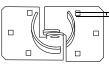


ANTI-PICK



HEAVY DUTY



EASY INSTALLATION

PRODUCT CODE				SECURITY RATING	TYPICAL APPLICATIONS
SCAVANLOCK	200 MM	114 MM	8.80 MM	8	  
PRODUCT CODE	PIN QTY	EFFECTIVE KEY DIFFERS			
SCAVANLOCK	6	7200			

SCAN[®]

SAFETY MADE SIMPLE

SCAN SAFETY PRODUCTS
3 White Lodge Bus. Est., Hall Road, Norwich,
Norfolk, NR4 6DG, UK.

TUCKS O'BRIEN LTD
24 Magna Dr, Magna Bus. Pk, Citywest Rd,
Dublin 24, D24 FNYO, Ireland.

E-mail: enquiries@scan-safety.com



Images are for illustration purposes only; contents are as listed. Scan Safety cannot be held liable for any inaccuracies in this publication. All products subject to availability while stocks last. All prices valid until 31st March 2024