

SAFETY SIGNS & SOLUTIONS



CATALOGUE
2023

SCAN[®]
SAFETY MADE SIMPLE

PROMOTING A STRONG **HEALTH & SAFETY** CULTURE



WORKPLACE HEALTH AND SAFETY IS A LEADING CONCERN FOR ALL BUSINESS OWNERS AND MANAGERS.

With an estimated cost of £16.2 billion to industry due to injuries and ill health in the workplace, employers cannot afford to neglect the fundamentals of health and safety. Creating a culture of safety in the workplace is no mean feat. Broken down, the various health and safety elements you need to consider, implement as well as communicate can seem overwhelming at first glance. However, getting a handle on the basics, sharing the responsibility and making use of the various tools and aids that are available will help you comply with the law and get your health and safety message across. We offer a wide range of products to help improve your workplace health and safety.



Services

Site Surveys . Training . Custom Design . Eagle-ID

We are not just about product, we pride ourselves on offering expertise when it comes to the products we sell and our commitment towards safety has led us to create our range of services. Our expert teams are constantly keeping up to date with safety legislation allowing us to provide much more than just a product. We can help strengthen your current site, your teams and your premises management. We free up your time and give you the resources to concentrate on what's important to you.

**ALL OUR SERVICES ARE JUST AN EMAIL OR CALL AWAY.
CONTACT OUR SALES TEAM FOR MORE INFORMATION.**



Site Surveys

OUR TEAM OF EXPERTS ARE ON HAND TO OFFER A SITE SURVEY FOR SAFETY SIGNAGE AND MACHINERY / EQUIPMENT LOCK OUT SAFETY.

By law the correct safety signage should be displayed in the appropriate locations and to current legal standards. If you are unsure of your legal obligations or have been notified by a regulatory body that your current signage is not adequate, our team of experts are on hand to offer a Safety Signage Survey for your Premises.

Machinery / Equipment Safety Survey. According to hse.gov there are hundreds of machinery and industrial equipment accidents every year. Our surveys will review your lock out tag out process for when machinery is undergoing repair or maintenance and provide advice on the process and products required to ensure when your machinery is safely isolated during repair or routine maintenance.



Training

OUR EXPERIENCED TEAM IS ON HAND TO DELIVER TRAINING ACROSS THE FULL BREADTH OF OUR RANGE.

Our programmes are not only designed to train our resellers sales teams, but also to support our resellers in providing training their Business customers, especially in more niche areas such as Lock Out Tag Out.

In addition to our training programmes, we can also offer our resellers our Mobile Training Unit. Free to use, it is ideal for staff training, events or open days, providing the opportunity to get hands on with our products.



Custom Design

OUR SIGN MANUFACTURING TEAM HAVE MANY YEARS OF EXPERIENCE DESIGNING, PRODUCING AND INSTALLING SIGNAGE.

Our sign manufacturing team have many years of experience designing, producing and installing safety signs and stencils worldwide. From the smallest one -off vinyl sign to large hoarding boards and larger print runs of many thousands, we can be depended upon to provide a fast and efficient service.

If you have a specific requirement for your signs, we can work closely with you to provide a design service or alternatively you can send us your own artwork. The diversity of our production facilities is second to none, why not give us a call and see how we can help you.



Eagle-ID

OUR UNIQUE KEY RECORDING SYSTEM DESIGNED TO GUARANTEE THE ONSITE SAFETY ISSUES SURROUNDING DUPLICATE KEYS.

The Eagle-ID scheme can be implemented on any of the Lockout Tagout padlocks we supply and will provide an ironclad guarantee that your site is free from key duplications and the safety implications this can present.

Every padlock supplied has its unique key reference recorded on our internal system, and subsequent orders are cross-referenced against this database to ensure no duplications can ever be issued to the user, regardless of site location or company organisational structure. For further details and help on implementing the Eagle-ID please contact our sales office.

FROM CONCEPT TO COMPLETION OUR TEAM IS HERE TO HELP CUSTOMERS. FOR MORE INFORMATION CONTACT OUR SALES TEAM.

We can produce what you want, how you want it, any size and any material. We can work with you to bring your ideas into reality, from the initial concept design through to the final production and installation.

SERVICES

- *Design*
- *In situ concept artwork*
- *Appropriate materials*
- *Legal requirements*
- *Manufacturing*
- *Installation*

From Health & Safety Signs through to advertising, commercial or LED building signs our experienced custom manufacturing team is here to help.

SOME EXAMPLES OF OUR MANUFACTURING TECHNIQUES ARE LISTED BELOW:



Large Format Digital Printing

Our digital flatbed printers use the very latest technology to enable us to print extremely high quality graphics onto substrates up to 3m x 2m. Using the latest hardware and software, these machines combine both speed and quality and provide the ultimate in flexibility.

With multiple machines available these are ideal for printing one-off high quality prints through to production runs of many thousands.



Digital Cutting

Our state of the art digital cutters use optical recognition software to accurately cut a range of materials. We have a range of different cutting methods available depending on the substrate to be cut, varying from the high-tensile strength knife blades through to diamond cut routers and oscillating blades. The substrates are placed on a tough cut-resistant conveyor bed to increase productivity and ease the job of the operator. This is the ideal partner to our digital print machines.



Laser Cutting and Engraving

We have multiple laser machines onsite utilising both CO2 and YAG lasers, providing us with the ability to cut or engrave various materials. Vector artwork is imported and the computer carefully controls the position and power of the laser to cut or engrave materials as required. Different laser types are needed for different materials, and the accuracy provided exceeds router based cutting or engraving.

THIS IS A SMALL SELECTION OF THE EQUIPMENT AND PRODUCTION TECHNIQUES AVAILABLE TO OUR TRAINED STAFF. OTHERS METHODS INCLUDE SCREEN, PAD AND LABEL PRINTING, 3D LETTER FORMING, LED SIGN PRODUCTION AND MANY MORE.

NOT JUST SAFETY SIGNS

Signs play a crucial role when it comes to visually representing your business, from providing a professional image, promoting a positive culture and providing wayfinding around your site as well as communicating vitally important safety messaging.

WHATEVER INDUSTRY YOU ARE IN:

- Construction & Real Estate
- Energy & Utilities
- Manufacturing
- Retail & Leisure
- Education
- Health
- Motor Vehicle
- Distribution
- Services

WE CAN OFFER SOLUTIONS FOR ALL YOUR SIGNAGE PROJECTS

- Wall Graphics
- Tray Signs
- Built up letters
- Wayfinding
- Site facility signs
- Engraving
- Hoarding Boards
- Flags

HAVE A PROJECT
WE CAN HELP WITH?

GIVE US A CALL!



Safety Signs

9

Fire Safety and Safe Condition

16-21

Fire Exit and Evacuation
 Refuge Fire Exit
 Double Sided Hanging Signs
 Safety Instruction
 Fire Assembly
 First Aid and Treatment
 First Aid Kits
 Eyewash Stations and Products

Fire Extinguishers and Equipment

22-29

Fire Extinguisher Signs
 Fire Safety Signs
 Fire Alarm Signs
 Fire Equipment Sign
 Projection Signs
 Fire Extinguishers
 Fire Alarms
 Armbands and Lanyards

Mandatory

30-42

Personal Protective Equipment
 Multi-Message
 Machinery
 Fire Door Strips and Discs
 Fire Action and First Aid Procedure
 Fire Door and Access
 General Mandatory
 Food Preparation
 Hygiene
 Hand Sanitiser Boards
 Barrier Cream Boards

No Smoking and Prohibition

44-51

Smoking Prohibition
 Electronic Cigarettes
 Desk Signs
 Smoking Permitted
 Restricted Access
 Mobile Phone
 Machine Safety
 Parking
 General

Hazard Warning

52-65

Electrical Safety
 Chemical Safety
 Flammable and Gaseous
 Access and Situational Awareness
 CCTV Security
 Temperature
 Noise
 Asbestos
 Hospital and Radiology
 Cleaning
 Parking
 Agricultural
 Multi-Message
 Lorry Halt

Taktyle Braille Signs

66-75

Fire Exit and Safe Condition
 Fire Extinguishers and Equipment
 Mandatory
 Prohibition
 Hazard Warning
 Finger Plates
 General Information and Wayfinding

Photoluminescent

76-81

Fire Exit and Evacuation
 Safe Condition
 Mandatory
 Fire Exit and Evacuation
 Safety Light Sticks
 Tape and Floor Markings

Interior Signs

82-89

Interior Signs
 Finger Plates
 Door Sign Discs
 Door Slider and Plates

Safety Posters

90-95

Regulation and Safety Guidance
 Hygiene
 Workplace and General Safety
 First Aid and Emergency
 Official Health and Safety Posters

Recycling Signs

96-99

Recycling Signs
 Racking Aisle Sacks

A-Boards

100-103

Heavy Duty A-Boards
 Retail Box Deals
 Economy A-Boards
 Custom A-Boards

Floor Markings

104-111

Floor Graphics
 Floor Signalling
 Photoluminescent Tape & Floor Markings
 Reflective Tape
 Non-slip Floor Treads
 Non-Slip Floor Tape
 Aqua Floor Tape
 Floor Marking Tape

Stencils

112-117

Stencils
 Stencil Letter and Number Kits
 Industrial Stencil Spray
 Letters and Numbers
 EV Charging Stencils

Pipeline Identification

118-123

Construction**124-137**

Site Safety Notices
 Build Your Own - Site Safety Notice
 Construction Site Sign Pack
 Fire Safety and Safe Condition
 Fire Extinguishers and Equipment
 Mandatory
 Prohibition
 Hazard Warning
 Highway / Motorway Maintenance
 Acrylic Linemarker
 Construction and General
 Underground Tapes
 Quarry Signs

Road and Traffic Signs**138-153**

UKCA / CE Marked Permanent Road Signs
 Supplementary Road Signs
 Permanent Road Signs
 Road Sign Fixings and Posts
 Temporary Road Signs
 Supplementary Plates
 Road Sign Frames (Stanchions)
 Acrylic Linemarker
 Lollipop Signs and Banksman Paddles
 Roll-up Signs
 Non-Reflective Road Signs
 Speed Control
 MOT Signs
 Safety Mirrors
 Grit Bins

Covid Risk Management**154-161**

Floor Graphics
 Traffic Light Floor Graphic Pack
 Floor & Wall Graphics
 Self Adhesive Floor Distance Chevrons
 Self Adhesive Stickers
 Entrance Signs
 Premises Management Poster
 Hygiene Posters
 Site Rules Safety Sign
 Temporary Signs
 Cleaning Inspection Insert
 Banner
 Economy A-Boards

6S Lean Manufacturing**162-173**

Cleaning Stations
 Multi-purpose frames
 Shadow Board Accessories
 Site Safety Notice Board
 Accident Free Day Signs

Labels**174-187**

Electrical Labels
 Electrical Safety Signs
 PAT Testing Labels
 Quality Control Labels
 Packaging Labels
 Door Labels
 Asbestos Labels
 Hazardous Substances Labels
 Labels On A Roll / Label Packs
 Hazardous Substances Sheets
 UN Placards to IMDG Code
 Globally Harmonised System (GHS) Labels
 Label Rolls

Lockout Tagout**190**

Safety Lockout Padlocks
 Long Shackle Padlock
 Di-electric Padlock
 Brass Lockout Padlocks
 Wire Padlock
 Padlock Caddy
 Padlock Cabinet
 Padlock Station
 Ladder Lockout
 Security Padlocks
 Lockboxes
 Hasps
 Gate Valve Lockout
 Ball Valve Lockout
 Cable Lockout
 Electrical Lockout
 Lockout Stations
 Tag Station
 Lockout Kits
 Plug and Hoist Control Cover
 Premium Lockout Bag
 Premium Lockout Pouch
 Lockout Satchel
 Lockout Toolbox
 Lockout Tags
 Lockout Signs

Tagging Systems**225**

Scaffold Tagging System
 Ladder Tagging System
 Tower Scaffold Tagging System
 Scaffold / Tower Tagging System
 Scaffold Prohibition
 LOLER Safety
 Racking Safety
 MEWP Safety
 Forklift Safety
 Chemical Safety
 Universal Equipment Inspection
 Isolation Tags
 Flange Tags
 Mini Inserts
 Asset Tag Holder
 AssetTag Medium
 AssetTag Flex
 Valve Tags
 Car Seals

Workplace Supplies**226**

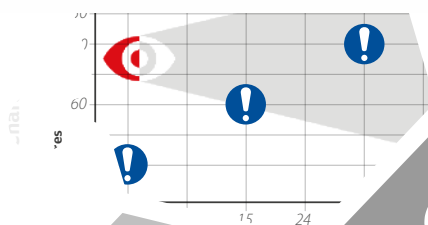
Report Books
 Magnetic Sweepers
 Safety Mirrors
 Steering Wheel Covers
 Temporary Barriers
 Wallets
 Literature Holder
 Magnetic Pockets
 Ticket Holder
 Magnetic Letters & Numbers
 Tapes
 Hand Sanitiser Boards
 Fire Extinguishers
 Safety Light Sticks
 Acrylic Linemarker
 Eyewash Stations and Products
 Grit Bins
 Snap Frames
 Hardware



WELCOME TO IN THE KNOW

We understand safety and how difficult it can be to keep up to date. We have produced a number of 'In The Know' facts.

Look out for the 'In The Know' icon throughout the catalogue pages to learn useful hints and tips about safety products, legislation and much more....



HINTS
& TIPS

SYMBOLS

FAQ'S





SAFETY SIGNS & LABELS

*Creating a safer workplace with
thousands of stocked safety signs
and labels.*

#SAFETYMADESIMPLE



“YOUR PARTNER IN SAFETY SOLUTIONS”

As a specialist manufacturer of safety signs, all signs conform to the BS EN ISO 7010 regulation, ensuring that all graphical safety symbols are consistent and compliant. With over 25 years' experience of manufacturing and supplying safety signs, we offer a comprehensive range of safety signs to cover every conceivable customer requirement.

Understanding the catalogue

Size, Material & Code

Underneath each sign image there is a set of details which refers to the product above. Each line refers to one version of the product. For non sign products the order code is clearly marked next to the item. If you cannot find the exact design, size or material you require please contact our sales team who are always happy to help.

In these cases the size shown refers to an individual sign. Crop marks are included for easy cutting and separation.



Make a note of the code number. This code is unique to that product and to the size and material.

Please state this when ordering.

300 x 100

PVC

1512

Choose the size from beneath the sign image
Note: This is always w x h in millimetres

Choose the material you require. The materials are abbreviated, please refer to the material key

ICON KEY

2

The number seen in a black circle in the top right of any sign indicates the number of signs per sheet.



This symbol indicates the sign has a moving part.



An arrow in a black circle indicates products which have an additional SAV arrow included.

10
PACK

The number seen in a black square in the top right corner indicates the number of signs per pack.




This image means this sign is double sided.




This sign image has been enlarged to show detail, the actual size is listed underneath the image.


SAFETY SIGN SYMBOL GUIDE

Health and Safety signs can be broken down into the following categories, as specified by British and European standards.





Mandatory Signs
A blue circle containing a white image denoting that a specific course of action must be taken.







Safe Condition
A green rectangle or square with a symbol or text in white providing information about first aid, escape or other safe conditions.







Hazard Warning Signs
A yellow triangle with a black border and symbol denoting a hazard in the environment.






Prohibition Signs
A red circular band with a diagonal bar on a white background. The black symbol behind indicates the prohibited action.





Fire Equipment
A red rectangle or square with a symbol or text in white providing information about the location and use of fire fighting equipment.



What is BS EN ISO 7010

The BS EN ISO 7010 regulation ensures that all graphical safety symbols are consistent and compliant. It is a design directive and is a list of compliant symbols.

ROAD TRAFFIC SIGNAGE

Road and Traffic signs are commonly erected at the side or above roads to give instructions or provide information to road users. These are generally separated into permanent and temporary categories.

All permanent road signs must be manufactured by an audited and registered company by law, and have the appropriate labelling attached to the reverse. As manufacturers we are fully accredited to the relevant standards.

The UKCA (UK Conformity Assessed) marking is a new UK product marking that is used for goods being placed on the market in Great Britain (England, Wales and Scotland). It covers most goods which previously required the CE marking.



All permanent roads signs manufactured for installation within Great Britain will be supplied with a UKCA Mark, whereas signs destined for the European market will have the CE Mark.

Class Ref 1

Sometimes referred to as Engineering grade, this has a lower grade of retro-reflectivity and is commonly used on temporary road signage.

Class Ref 2

This is a high intensity prismatic (HIP) retro-reflective sheet, specifically designed for use on permanent road signs. Engineered to give good reflectivity at all angles critical to the driver, it is more durable with a longer lifespan.

Class Ref R3B

This is the highest grade retro-reflective sheet available, and is specified for permanent signs where the ultimate visibility and legibility is required such as motorway signs. This material is available on request.

MATERIAL KEY

SAV	Self Adhesive Vinyl	CLG	Window Cling Vinyl	PYC	2mm Vandal Resistant Polycarbonate
RPVC	Rigid 1mm PVC Board (Non Adhesive)	CRU	Classic Roll-up Sign	QSN	Q-Sign (Temporary Moulded Plastic Sign)
PP	1.2mm Recyclable Polypropylene	CRX	Lightweight Corrugated Plastic	SAA	Satin Anodised Aluminium
PVC	Self Adhesive Semi Rigid PVC	ACP	Aluminium Composite Panel	SAP	Paper (Self Adhesive)
PHO	1.3mm Rigid Photoluminescent Board (Self Adhesive)	ACPC	Aluminium Composite Panel with Channel	SSE	Stainless Steel Effect Laminate
PHS	Flexible Photoluminescent Vinyl	FLR(Ph)	Anti-Slip Laminated Floor Sign (Photoluminescent)	SSS	1.2mm Satin Stainless Steel
STN	Polyester Unprinted Stencil Sheet	FMX	3mm Foamed PVC Board	TAKPh	Taktype Photoluminescent
TAK	Reverse Printed and Moulded Plastic	LAM	Laminated Paper	TRU	Triflex Roll-up Sign
BAN	Flexible Banner PVC	PAP	Paper	ZFM	Mild Steel Sheet (in a mild Steel frame)
BRG	Brushed Gold Effect Laminate (Self Adhesive)	PB	1.5mm Polished Brass	ZIN	Mild Steel Sheet (without frame)
BRS	Brushed Silver Effect Laminate (Self Adhesive)	POL	Polished Gold Effect Laminate (Self Adhesive)	ELAM	Engraving Laminate
CHR	Polished Chrome Effect (Self Adhesive)	PSS	1.2mm Polished Stainless Steel	EGR	Rigid Engraved

Polypropylene - PP

This fully recyclable plastic is suitable for both internal and external use. Only available without adhesive.

Self Adhesive Vinyl - SAV

Thin and flexible, ideal for indoor use and in low traffic areas. Application to clean, smooth surfaces.

Foamed PVC Board - FMX

A versatile, lightweight rigid PVC foam sheet, durable and with low water absorption making it suitable for indoor and outdoor use.

Aluminium Composite - ACP

Strong and lightweight, ideal for long term outdoor use. Resistant to inclement weather conditions, it is commonly used for fabrication and road traffic signs.

Rigid PVC - RPVC / PVC

Available with or without adhesive, durable, strong & weather resistant a great option for outdoor or indoor.

Stencil - STN

Specially modified flexible polyester which is laser cut for accuracy. Can be reused multiple times.

Laminated Floor Vinyl - FLR

Permanent vinyl floor graphics with an hard wearing laminate face, rated to R9 grade for its anti-slip properties. Suitable for dry, Indoor sealed surfaces.

Photoluminescent - PHS / PHO

This material glows in dark or low light areas in the event of a power failure or fire. Often specified for Fire Exit signs so that the exit route remains visible.

RECYCLABLE POLYPROPYLENE

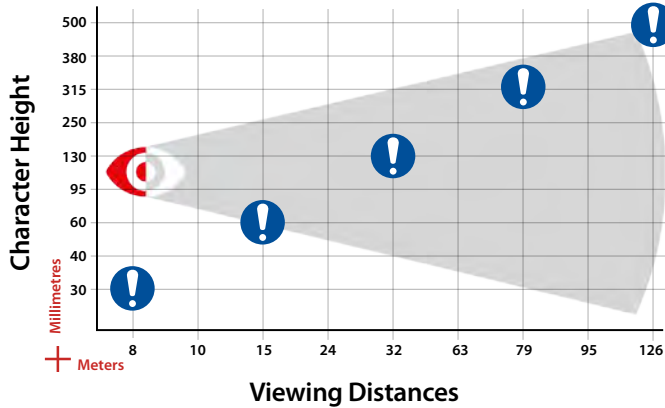
Alongside the internal measures we have in place to reduce our environmental impact, we have recently started manufacturing signs on 1.2mm rigid polypropylene. This material is fully recyclable and is suitable for both internal and exterior signage.

Attributes:

- ✓ **Fully recyclable**
- ✓ **UV Resistant**
- ✓ **Impact and stress crack resistant**
- ✓ **Does not fade or yellow over time**



VIEWING DISTANCES



These are suggested maximum viewing distances in the latest simplified draft format.

This is a guide only and other factors may need to be considered.

Distance

Examples of Use

17m

Small offices, small shops and factories.

22m

Large offices, large factories, warehouses and shopping centres.

30m

Large warehouses, distribution centres and exhibition halls.

Sign Size	Viewing distance
Landscape: 300mm x 100mm Portrait: 200mm x 300mm	Up to 9m
Landscape: 400mm x 150mm Portrait: 300mm x 400mm	Up to 14m
Landscape: 600mm x 200mm Portrait: 300mm x 400mm	Up to 21m

Smaller or more text characters and symbols(s) in sign will require an increase in size to be legible at distance.

NOTE: SIGNS IN POOR LIGHTING CONDITIONS THAT ARE NOT LIKELY TO FALL WITHIN OBSERVER'S LINE OF SIGHT WILL NEED TO INCREASE IN SIZE BY 50%

SPECIALIST SAFETY SUPPLIERS

FOR OVER 25 YEARS

Our products are under continual development and /or are determined by legislation requirements, as such we reserve the right to modify them as we deem necessary. Product sizes, materials and colours are subject to standard commercial tolerances and are shown in nominal form. Where possible all signs are manufactured to the latest symbols detailed in BS ISO EN 7010. In cases where an ISO symbol has not been specified then the sign will be manufactured to BS 5499 standards until one has been published, at which point the stock will be updated and supplied in lieu of the design shown in the catalogue.

This catalogue is protected by the Laws of Copyright, no part may be reproduced, transmitted in any form or stored in a retrieval system without prior written permission from the Manufacturer.



Fire Safety and Safe Condition

Fire Exit and Evacuation

Refuge Fire Exit

Double Sided Hanging Signs

Safety Instruction

Fire Assembly

First Aid and Treatment

First Aid Kits

Eyewash Stations and Products

FIRE SAFETY AND SAFE CONDITION

What are they

A Safe Condition sign provides vital information about an action to keep you safe. These include signs that indicate escape routes or emergency exits and the location of safety equipment such as first aid kits.

Defining characteristics

A green rectangle or square covering with a white border. A suitable symbol is centrally placed on the sign. Both the symbol and any supplementary text should be in white.

When to use them

Signs for safety equipment should be placed in a visible area to enable someone in need to locate and identify the equipment quickly and correctly.

For Fire Exit signs, these should be placed in a visible location and indicate the safe route to follow in case of a fire or other emergency, with directional arrows in place if the environment dictates extra clarification is necessary.

Things to consider

Some of our signs are available manufactured on a photoluminescent substrate, which (when 'charged up' by natural or artificial light) will glow for a length of time. Although there is no legal requirement to use photoluminescent versions of Fire Exit signs, these are often requested as part of a comprehensive safety way guidance system (SWGS). Note that photoluminescent signs are not to be used as a replacement for emergency lighting or luminaires, but rather as a supplementary offering.

IS YOUR SIGNAGE CORRECT?



Before 2013 the traditional emergency sign used above doorways to identify the escape route, pictured a DOWN arrow. Under BS EN ISO 7010 the **DOWN arrow should be used to identify a change of level going down.**

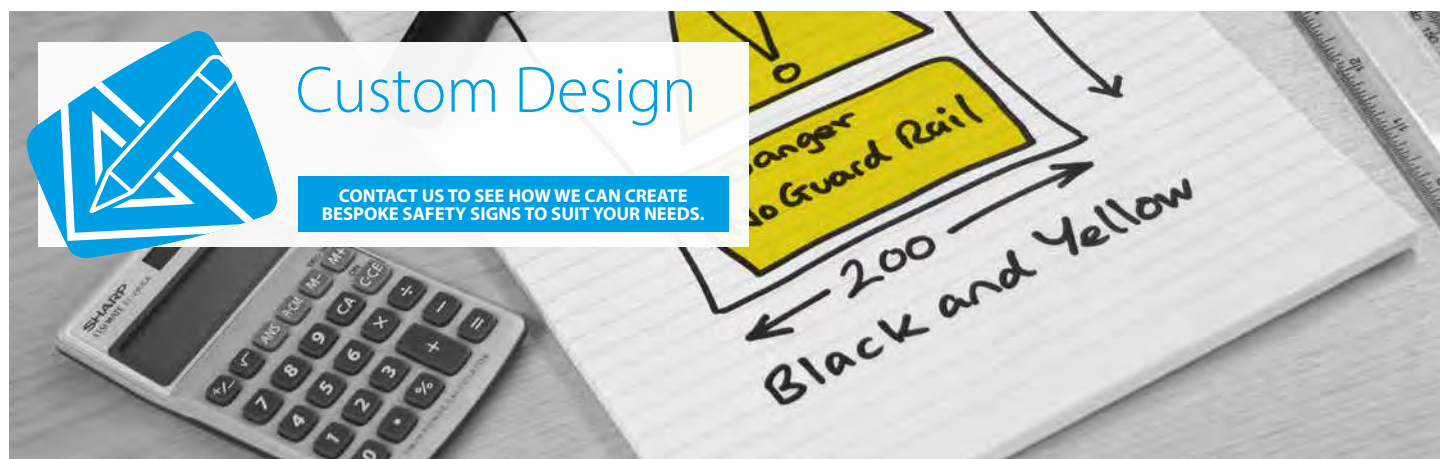


Following the introduction of BS EN ISO 7010 the directional arrow above a **corridor doorway or exit door, should be the UP arrow.** This is to inform the occupants that they need to carry straight on or exit through here.



Custom Design

CONTACT US TO SEE HOW WE CAN CREATE
BESPOKE SAFETY SIGNS TO SUIT YOUR NEEDS.



Fire Exit and Evacuation



300 x 200 PVC 1505
300 x 200 RPVC 13965
600 x 400 PVC 4202
300 x 200 PHS 17091
300 x 200 PHO 1582



300 x 200 PVC 1503
300 x 200 RPVC 13967
600 x 400 PVC 4203
300 x 200 PHS 17088
300 x 200 PHO 1580



300 x 200 PVC 1506
300 x 200 RPVC 13968
600 x 400 PVC 4201
300 x 200 PHS 17090
300 x 200 PHO 1583



300 x 200 PVC 1504
300 x 200 RPVC 13966
600 x 400 PVC 4200
300 x 200 PHS 17089
300 x 200 PHO 1581



300 x 200 PVC 1540
450 x 200 SAV 12132
450 x 200 RPVC 12133
600 x 200 SAV 12134
600 x 200 RPVC 12135
300 x 200 PHS 17097
300 x 200 PHO 0203



300 x 100 PVC 1512



300 x 100 PVC 1511



300 x 100 PVC 1510



300 x 100 PVC 1509



300 x 200 PVC 1507



300 x 100 SAV 12578
400 x 150 SAV 12104
400 x 150 RPVC 12105
400 x 150 PVC 1684
600 x 200 SAV 12106
600 x 200 RPVC 12107
400 x 150 PHS 17084
400 x 150 PHO 12414



300 x 100 SAV 12579
400 x 150 SAV 12096
400 x 150 RPVC 12097
400 x 150 PVC 1683
600 x 200 SAV 12098
600 x 200 RPVC 12099
400 x 150 PHS 17080
400 x 150 PHO 12413



300 x 100 SAV 12576
400 x 150 SAV 12092
400 x 150 RPVC 12093
400 x 150 PVC 1685
600 x 200 SAV 12094
600 x 200 RPVC 12095
400 x 150 PHS 17082
400 x 150 PHO 12411



300 x 100 SAV 12577
400 x 150 SAV 12000
400 x 150 RPVC 12001
400 x 150 PVC 1686
600 x 200 SAV 12002
600 x 200 RPVC 12003
400 x 150 PHS 17086
400 x 150 PHO 12410



300 x 150 SAV 14009
300 x 150 RPVC 14010
300 x 150 PVC 1691
400 x 200 SAV 14011
400 x 200 RPVC 14012



400 x 150 SAV 12108
400 x 150 RPVC 12109
400 x 150 PVC 1687
600 x 200 SAV 12110
600 x 200 RPVC 12111
400 x 150 PHS 17081
400 x 150 PHO 13368



400 x 150 SAV 12004
400 x 150 RPVC 12005
400 x 150 PVC 1688
600 x 200 SAV 12006
600 x 200 RPVC 12007
400 x 150 PHS 17085
400 x 150 PHO 12412



400 x 150 SAV 12008
400 x 150 RPVC 12009
400 x 150 PVC 1689
600 x 200 SAV 12010
600 x 200 RPVC 12011
400 x 150 PHS 17083
400 x 150 PHO 12415



400 x 150 SAV 12100
400 x 150 RPVC 12101
400 x 150 PVC 1690
600 x 200 SAV 12102
600 x 200 RPVC 12103
400 x 150 PHS 17087
400 x 150 PHO 13367



300 x 100 SAV 12581
300 x 150 SAV 12128
300 x 150 RPVC 12129
300 x 150 PVC 1692
400 x 200 SAV 12130
400 x 200 RPVC 12131
600 x 200 RPVC 12580



300 x 200 PVC 1502



300 x 200 PVC 1513



300 x 200 PVC 1508



300 x 200 PVC 1516



300 x 200 PVC 1514



200 x 50 PVC 5205*



200 x 50 PVC 5206



200 x 50 PVC 5201



200 x 50 PVC 5200



750 x 150 SAV 12020
750 x 150 RPVC 12021



300 x 100 SAV 14404
300 x 100 RPVC 14405



200 x 50 PVC 5204*



200 x 50 PVC 5202



200 x 50 PVC 5203



750 x 150 SAV 12022
750 x 150 RPVC 12023

Material Key

SAV	Self Adhesive Vinyl
RPVC	Rigid 1mm PVC Board (Non Adhesive)
PVC	Self Adhesive Semi Rigid PVC
PHS	Flexible Photoluminescent Vinyl
PHO	1.3mm Rigid Photoluminescent Board (Self Adhesive)

KEY

2
6

The number seen in a black circle indicates the number of signs per sheet.

***THIS SIGN SHOULD BE ACCOMPANIED BY AN APPROPRIATE RUNNING MAN SYMBOL**



300 x 100 PVC 1520



300 x 100 PVC 1517



300 x 100 PVC 1518



300 x 100 PVC 1519



450 x 150 SAV 17391



300 x 200 PVC 1530
600 x 400 PVC 4206



300 x 200 PVC 1531
600 x 400 PVC 4207



300 x 200 PVC 1528
600 x 400 PVC 4204



300 x 200 PVC 1529
600 x 400 PVC 4205



450 x 150 RPVC 15032



300 x 200 PVC 1515
600 x 400 PVC 4208



300 x 200 PVC 1521



150 x 200 PVC 1498



150 x 200 PVC 1499



200 x 300 PVC 1500



200 x 300 PVC 1501



125 x 125 SAV 12024
125 x 125 RPVC 12025
150 x 150 SAV 12026
150 x 150 RPVC 12027
150 x 150 PVC 1882
200 x 200 SAV 13880
200 x 200 RPVC 13881
150 x 150 PHS 17020
150 x 150 PHO 1982



125 x 125 SAV 13346
125 x 125 RPVC 13347
150 x 150 SAV 13348
150 x 150 RPVC 13349
150 x 150 PVC 1883
200 x 200 SAV 13350
200 x 200 RPVC 13351
150 x 150 PHS 17021
150 x 150 PHO 1983



150 x 150 PVC 1884
200 x 200 SAV 14015
200 x 200 RPVC 14016
150 x 150 PHS 17098
150 x 150 PHO 1984



150 x 150 SAV 12012
150 x 150 RPVC 12013
200 x 200 SAV 12014
200 x 200 RPVC 12015
150 x 150 PHS 17041
150 x 150 PHO 12432



150 x 150 SAV 12016
150 x 150 RPVC 12017
200 x 200 SAV 12018
200 x 200 RPVC 12019
150 x 150 PHS 17040
150 x 150 PHO 12433

Refuge Fire Exit



450 x 150 PVC 1830
450 x 150 PHS 17102
450 x 150 PHO 1930



450 x 150 PVC 1831
450 x 150 PHS 17100
450 x 150 PHO 1931



450 x 150 PVC 1834



450 x 150 PVC 1835



450 x 150 PVC 1828
450 x 150 PHS 17099
450 x 150 PHO 1928



450 x 150 PVC 1829
450 x 150 PHS 17101
450 x 150 PHO 1929



450 x 150 PVC 1832
300 x 100 SAV 14763
300 x 100 RPVC 14764



450 x 150 PVC 1833



300 x 100 SAV 14402
300 x 100 RPVC 14403



300 x 200 PVC 1537
300 x 200 PHS 17092
300 x 200 PHO 0204



200 x 300 RPVC 14852



200 x 300 PVC 1539
200 x 300 PHS 17120
200 x 300 PHO 1594

Double Sided Hanging Signs

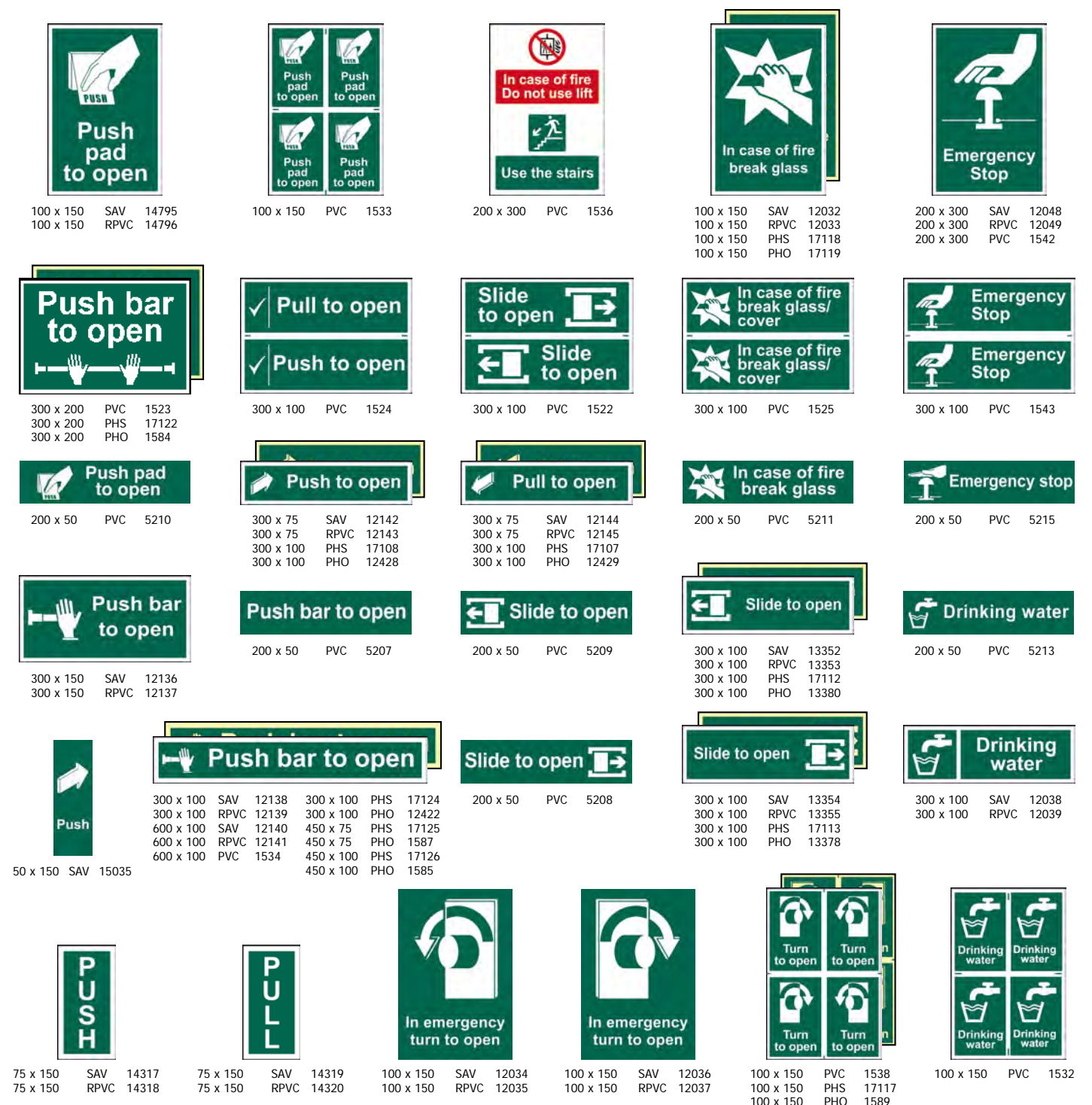
Manufactured from 3mm Foamex Board and printed on both sides, these signs are designed to be hung from the ceiling and provide emergency exit information. Ideal for corridors, they come pre-drilled with holes in the top corners for use in conjunction with our hanging kits.

Fixings and Hanging Kits

For our range of sign fixings and hanging kits see page 270



Safety Instruction



Fire Assembly



300 x 200 SAV 12052
300 x 200 RPVC 12062
600 x 400 SAV 12072
600 x 400 RPVC 12082



300 x 200 SAV 12053
300 x 200 RPVC 12063
600 x 400 SAV 12073
600 x 400 RPVC 12083



300 x 200 SAV 12054
300 x 200 RPVC 12064
600 x 400 SAV 12074
600 x 400 RPVC 12084



300 x 200 SAV 12055
300 x 200 RPVC 12065
600 x 400 SAV 12075
600 x 400 RPVC 12085



300 x 200 SAV 12056
300 x 200 RPVC 12066
600 x 400 SAV 12076
600 x 400 RPVC 12086



300 x 200 SAV 12057
300 x 200 RPVC 12067
600 x 400 SAV 12077
600 x 400 RPVC 12087



300 x 200 SAV 12058
300 x 200 RPVC 12068
600 x 400 SAV 12078
600 x 400 RPVC 12088



300 x 200 SAV 12059
300 x 200 RPVC 12069
600 x 400 SAV 12079
600 x 400 RPVC 12089



300 x 200 SAV 12060
300 x 200 RPVC 12070
600 x 400 SAV 12080
600 x 400 RPVC 12090



300 x 200 SAV 12061
300 x 200 RPVC 12071
600 x 400 SAV 12081
600 x 400 RPVC 12091



300 x 200 PVC 1527



300 x 200 SAV 12028
300 x 200 RPVC 12029
300 x 200 PYC 3550
300 x 200 ACP 14013
600 x 400 SAV 12030
600 x 400 RPVC 12031
600 x 450 ACP 14014



300 x 100 SAV 12583
600 x 200 RPVC 12582



300 x 100 SAV 12394
600 x 200 RPVC 12393



IN THE KNOW

Are your symbols correct?

Contact us today to find out if your current signs are in line with legislation.



200 x 300 PVC 1484



200 x 300 PVC 1485



200 x 300 PVC 1486



200 x 300 PVC 1487



200 x 300 PVC 1541
297 x 420 RPVC 17349
400 x 600 RPVC 17351
200 x 300 PHS 17121
200 x 300 PHO 1586



200 x 300 PVC 1535



200 x 300 PVC 1480



200 x 300 PVC 1481



200 x 300 PVC 1482



200 x 300 PVC 1483



297 x 420 RPVC 17393
297 x 420 SAV 17366



200 x 300 PVC 1526
200 x 300 RPVC 14274
200 x 300 SAV 14275

Material Key

SAV	Self Adhesive Vinyl
RPVC	Rigid 1mm PVC Board (Non Adhesive)
PVC	Self Adhesive Semi Rigid PVC
FMX	3mm Foamed PVC Board
PYC	2mm Vandal Resistant Polycarbonate
ACP	Aluminium Composite Panel
PHS	Flexible Photoluminescent Vinyl
PHO	1.3mm Rigid Photoluminescent Board (Self Adhesive)

**FIND OUR FULL RANGE OF
PHOTOLUMINESCENT SIGNS
FROM PAGE 76**

FIND OUR FULL MATERIAL KEY ON PAGE 12

First Aid and Treatment



200 x 300 PVC 1550



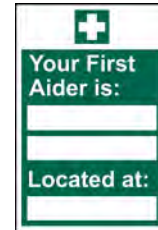
200 x 300 SAV 12042
200 x 300 RPVC 12043



148 x 210 SAV 17368
148 x 210 RPVC 17378




200 x 300 SAV 12046
200 x 300 RPVC 12047



200 x 300 SAV 12044
200 x 300 RPVC 12045



297 x 420 RPVC 17357
400 x 600 SAV 14977



200 x 300 SAV 14331
200 x 300 RPVC 14332



200 x 300 SAV 14324
200 x 300 RPVC 14325
200 x 300 PVC 0166



200 x 300 SAV 12390



200 x 300 SAV 14293
200 x 300 RPVC 14515



400 x 600 RPVC 14978



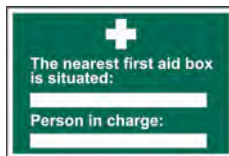
148 x 210 SAV 17385



300 x 200 PVC 1551



300 x 100 PVC 1553



300 x 200 PVC 1552



300 x 200 PVC 1557




600 x 400 RPVC 17367



200 x 300 SAV 14329
200 x 300 RPVC 14330



297 x 420 RPVC 15033



400 x 600 PVC 4240



50 x 50 SAV 12366
100 x 100 SAV 14327
100 x 100 RPVC 14328



200 x 50 PVC 5212



300 x 100 SAV 12392
300 x 100 RPVC 12391
300 x 100 PHS 17116
300 x 100 PHO 12426



300 x 100 SAV 12050
300 x 100 RPVC 12051
600 x 200 RPVC 12388
300 x 100 PHS 17114
300 x 100 PHO 12424



300 x 100 SAV 14516
600 x 200 RPVC 14517



300 x 100 SAV 12040
300 x 100 RPVC 12041



200 x 300 SAV 14650
200 x 300 RPVC 14651



200 x 300 SAV 14648
200 x 300 RPVC 14649



200 x 300 SAV 14321
200 x 300 RPVC 14322
200 x 300 PVC 14323



100 x 150 SAV 15053
297 x 420 RPVC 15054



200 x 300 SAV 13983
200 x 300 RPVC 13984
200 x 300 PVC 1554



200 x 300 PVC 1555
200 x 300 SAV 13358
200 x 300 RPVC 13359

Material Key

SAV	Self Adhesive Vinyl
RPVC	Rigid 1mm PVC Board (Non Adhesive)
PVC	Self Adhesive Semi Rigid PVC
FMX	3mm Foamed PVC Board
PYC	2mm Vandal Resistant Polycarbonate
ACP	Aluminium Composite Panel
PHS	Flexible Photoluminescent Vinyl
PHO	1.3mm Rigid Photoluminescent Board (Self Adhesive)

**FIND OUR FULL RANGE OF
PHOTOLUMINESCENT SIGNS
FROM PAGE 76**

FIND OUR FULL MATERIAL KEY ON PAGE 12





Fire Extinguishers and Equipment

Fire Extinguisher Signs

Fire Safety Signs

Fire Alarm Signs

Fire Equipment Sign

Projection Signs

Fire Extinguishers

Fire Alarms

Armbands and Lanyards

FIRE EXTINGUISHERS AND EQUIPMENT

What are they

These signs are used to provide vital information about the location and identification of fire fighting equipment. This equipment would include fire alarms, dry risers and the location and type of fire extinguishers.

Defining characteristics

A red rectangle or square with a white border.

A suitable symbol in white is placed centrally on the sign. Both the symbol and any supplementary text should be in white.

When to use them

Signs for fire fighting equipment should be placed in a visible area to enable someone in need to locate and identify the equipment quickly and correctly. In buildings where the equipment is not clearly visible, it may be pertinent to indicate the location of this equipment with further signage.

Common Fire Extinguishers

Powder Extinguishers

Ideal for use in mixed risk environments and offer excellent all round fire protection. With a unique class C rating, powder fire extinguishers are the only effective solution for fires involving flammable gases.

Foam Extinguishers

Ideal for use on fires involving solid combustible materials and are highly effective on flammable liquid fires. The layer of foam applied by these extinguishers helps to prevent re-ignition after the fire has been extinguished.


CO² Extinguishers

Are suitable for use on flammable liquid fires and are extremely effective at extinguishing fires involving electrical equipment. CO₂ is also one of the cleanest extinguisher agents and leaves no residue behind.

Water Extinguishers

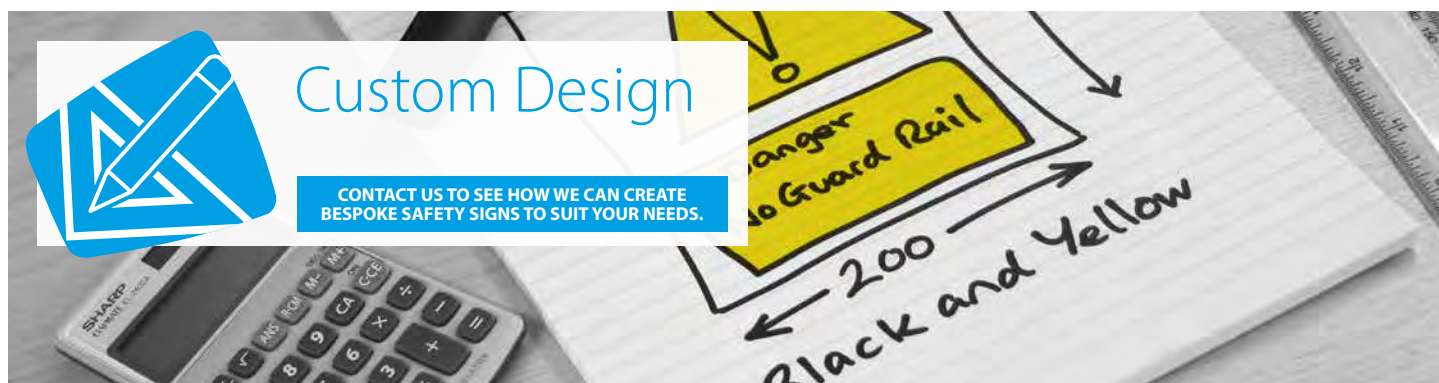
Suitable for use in environments containing solid combustible materials such as wood, paper and textiles. It is important to remember that water conducts electricity and should not be used around electrical equipment.






Custom Design

CONTACT US TO SEE HOW WE CAN CREATE
BESPOKE SAFETY SIGNS TO SUIT YOUR NEEDS.



Fire Extinguisher Signs




WATER

USE ON:

- Wood, paper and textiles

DO NOT USE ON:

- Live electrical equipment
- Flammable liquid fires
- Flammable metal fires




CO₂

USE ON:

- Flammable liquids
- Live electrical equipment

DO NOT USE ON:

- Wood, paper and textiles
- DO NOT hold horn when operating




FOAM

USE ON:

- Wood, paper and textiles
- Flammable liquids

DO NOT USE ON:

- Live electrical equipment
- Flammable metal fires



DRY POWDER

USE ON:

- Wood, paper and textiles
- Flammable liquids
- Gaseous fires
- Live electrical equipment

75 x 200	PVC	1370	75 x 200	PVC	1372	75 x 200	PVC	1371	75 x 200	PVC	1373
82 x 202	SAV	12308	82 x 202	SAV	12310	82 x 202	SAV	12306	82 x 202	SAV	12304
82 x 202	RPVC	12309	82 x 202	RPVC	12311	82 x 202	RPVC	12307	82 x 202	RPVC	12305
75 x 200	PHS	17166	75 x 200	PHS	17170	75 x 200	PHS	17168	75 x 200	PHS	17172
75 x 200	PHO	1590	75 x 200	PHO	1592	75 x 200	PHO	1591	75 x 200	PHO	1593
82 x 202	PHS	17167	82 x 202	PHS	17171	82 x 202	PHS	17169	82 x 202	PHS	17173
82 x 202	PHO	12448	82 x 202	PHO	12447	82 x 202	PHO	12449	82 x 202	PHO	12446



WATER

USE ON:

- Wood, paper and textiles

DO NOT USE ON:

- Live electrical equipment
- Flammable liquid fires
- Flammable metal fires



CO₂

USE ON:

- Flammable liquids
- Live electrical equipment

DO NOT USE ON:

- Wood, paper and textiles
- DO NOT hold horn when operating

200 x 150	SAV	14345	200 x 150	SAV	14347
200 x 150	RPVC	14346	200 x 150	RPVC	14348
200 x 150	PHS	17175	200 x 150	PHS	17179
200 x 150	PHO	17176	200 x 150	PHO	17180



DRY POWDER

USE ON:

- Wood, paper and textiles
- Flammable liquids
- Gaseous fires
- Live electrical equipment



WET CHEMICAL

USE ON:

- Wood, paper and textiles
- Flammable liquids
- Flammable metal fires
- Live electrical equipment

DO NOT USE ON:

- Flammable gases

200 x 150	SAV	14351	200 x 150	SAV	14353
200 x 150	RPVC	14352	200 x 150	RPVC	14354
200 x 150	PHS	17181	200 x 150	PHS	17183
200 x 150	PHO	17182	200 x 150	PHO	17184




WET CHEMICAL

USE ON:

- Wood, paper and textiles
- Flammable liquids
- Flammable metal fires
- Live electrical equipment

DO NOT USE ON:

- Flammable gases




FIRE HOSE REEL

USE ON:

- Wood, paper and textiles

DO NOT USE ON:

- Live electrical equipment
- Flammable liquid fires
- Flammable metal fires




Fire blanket

Use for smothering fires

Suitable for:

- Chipp paint fires, waste bin fires, deep fat fires
- Wrapping around someone who's clothing are burning



CO₂


For use on:

- Flammable Liquids
- Live Electrical Equipment

Do not use on:

- Wood, paper and textiles
- Flammable metal fires
- Do not use in a confined space or heat burn when operating

75 x 200	PVC	1374	75 x 200	PVC	1376	75 x 200	PVC	1375	100 x 300	SAV	15015
82 x 202	SAV	12312	82 x 202	SAV	12362	82 x 202	SAV	12360			
82 x 202	RPVC	12313	82 x 202	RPVC	12363	82 x 202	RPVC	12361			
75 x 200	PHS	17174	82 x 202	PHS	17160	82 x 202	PHS	17159			
75 x 200	PHO	1595	82 x 202	PHO	12445	82 x 202	PHO	12450			




FOAM

USE ON:

- Wood, Paper and Textiles
- Flammable liquids

DO NOT USE ON:

- Live Electrical Equipment
- Flammable metal fires



WATER


USE ON:

- Wood, Paper and Textiles

DO NOT USE ON:

- Live Electrical Equipment
- Flammable liquids
- Flammable metal fires


200 x 150	SAV	14349	200 x 300	PVC	1361
200 x 150	RPVC	14350	200 x 300	PHS	17162
200 x 150	PHS	17177	200 x 300	PHO	1574
200 x 150	PHO	17178			



DRY POWDER

USE ON:

- Wood, Paper and Textiles
- Flammable liquids
- Gaseous Fires
- Live Electrical Equipment



CO₂

USE ON:

- Flammable liquids
- Live Electrical Equipment

DO NOT USE ON:

- Wood, Paper and Textiles
- Hold horn when operating

200 x 300	PVC	1360	200 x 300	PVC	1362
200 x 300	PHS	17161	200 x 300	PHS	17163
200 x 300	PHO	1573	200 x 300	PHO	1575

KNOW YOUR FIRE EXTINGUISHER COLOUR CODE

CYLINDER COLOUR CODING AND CONTENTS


Classification of fire risk	WATER	DRY POWDER	FOAM	CO ₂	WET CHEMICAL
A	✓	✓	✓	✓	✓
B	✓	✓	✓	✓	✓
C	✓	✓	✓	✓	✓
F	✓	✓	✓	✓	✓
Electrical hazard	✓	✓	✓	✓	✓

420 x 600 RPVC 15049

KNOW YOUR FIRE EXTINGUISHER COLOUR CODE

WATER	DRY POWDER	FOAM	CO ₂	WET CHEMICAL
For use on:	For use on:	For use on:	For use on:	For use on:
Wood, paper and textiles	Flammable liquids	Flammable liquids	Flammable liquids	Flammable liquids
Flammable metal fires	Flammable metal fires	Flammable metal fires	Flammable metal fires	Flammable metal fires


500 x 300 RPVC 15048



DRY POWDER

USE ON:

- Wood, Paper and Textiles
- Flammable liquids
- Gaseous Fires
- Live Electrical Equipment



WET CHEMICAL

USE ON:

- Wood, paper and textiles
- Flammable liquids
- Flammable metal fires
- Live electrical equipment

200 x 300	PVC	1363	200 x 300	PVC	1364
200 x 300	PHS	17164	200 x 300	PHS	17165
200 x 300	PHO	1576	200 x 300	PHO	1578

EN3 FIRE EXTINGUISHER COLOUR CODE

CO ₂	DRY POWDER	WET CHEMICAL	WATER
For use on:	For use on:	For use on:	For use on:
Flammable liquids <td>Flammable liquids</td> <td>Flammable liquids</td> <td>Flammable liquids</td>	Flammable liquids	Flammable liquids	Flammable liquids
Flammable metal fires	Flammable metal fires	Flammable metal fires	Flammable metal fires
Live electrical equipment	Live electrical equipment	Live electrical equipment	Live electrical equipment

350 x 200	SAV	12300	350 x 200	RPVC	12301
600 x 370	SAV	12302	600 x 370	RPVC	12303

Fire Safety Signs



200 x 300 PVC 1350
200 x 300 PHS 17146
200 x 300 PHO 1571



200 x 300 PVC 1356



200 x 300 PVC 1354



300 x 100 PVC 1353



300 x 100 PVC 1351



200 x 300 SAV 12326
200 x 300 RPVC 12327
300 x 400 SAV 12328
300 x 400 RPVC 12329
200 x 300 PHS 17147
200 x 300 PHO 12441



200 x 300 PVC 1352



200 x 200 SAV 12340
200 x 200 RPVC 12341



300 x 100 PVC 1357



200 x 50 PVC 5150



300 x 100 SAV 12314
300 x 100 RPVC 12315
450 x 150 SAV 12316
450 x 150 RPVC 12317
300 x 100 PHS 17154
300 x 100 PHO 12442

Fire Alarm Signs



200 x 300 PVC 1402



100 x 100 PVC 1460



200 x 300 SAV 12364
200 x 300 RPVC 12365
200 x 300 PVC 1400
200 x 300 PHS 17148
200 x 300 PHO 1572



100 x 100 SAV 11690
100 x 100 RPVC 11691
200 x 200 SAV 12338
200 x 200 RPVC 12339
100 x 100 PHS 17156
100 x 100 PHO 1577



200 x 300 SAV 12322
200 x 300 RPVC 12323
300 x 400 SAV 12324
300 x 400 RPVC 12325
200 x 300 PHS 17149
200 x 300 PHO 12438



200 x 200 SAV 12344
200 x 200 RPVC 12345



300 x 100 PVC 1403



300 x 100 PVC 1401



200 x 50 PVC 5151

FIND OUR FULL RANGE OF PHOTOLUMINESCENT SIGNS FROM PAGE 76

Material Key

SAV	Self Adhesive Vinyl
RPVC	Rigid 1mm PVC Board (Non Adhesive)
PVC	Self Adhesive Semi Rigid PVC
PHS	Flexible Photoluminescent Vinyl
PHO	1.3mm Rigid Photoluminescent Board (Self Adhesive)

KEY

2
6

The number seen in a black circle indicates the number of signs per sheet.



This sign image has been enlarged to show detail, the actual size is listed underneath the image.

Fire Equipment Sign



200 x 300 PVC 1450



200 x 300 SAV 12330
200 x 300 RPVC 12331
300 x 400 SAV 12332
300 x 400 RPVC 12333
200 x 300 PHS 17150
200 x 300 PHO 12443



200 x 300 PVC 1451
200 x 300 SAV 14001
200 x 300 RPVC 14002



200 x 300 PVC 1459
200 x 300 PHS 17153
200 x 300 PHO 1570



200 x 200 SAV 12342
200 x 200 RPVC 12343



200 x 300 PVC 1358



200 x 300 PVC 1359



200 x 300 PVC 1442



200 x 300 SAV 14381
200 x 300 RPVC 14382



200 x 200 SAV 14514
200 x 200 RPVC 14296



300 x 100 SAV 12318
300 x 100 RPVC 12319
300 x 100 PHS 17157
300 x 100 PHO 12439



300 x 200 PVC 1457



300 x 100 PVC 1458



300 x 100 PVC 1443



300 x 200 SAV 14383
300 x 200 RPVC 14384
300 x 200 PVC 1404



300 x 100 SAV 12336
300 x 100 RPVC 12337



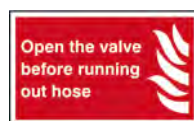
250 x 150 SAV 12346
250 x 150 RPVC 12347



200 x 150 SAV 12356
200 x 150 RPVC 12357



200 x 150 SAV 12352
200 x 150 RPVC 12353



250 x 150 SAV 12350



250 x 150 SAV 12348
250 x 150 RPVC 12349



200 x 50 PVC 5152



IN THE KNOW

BS EN ISO 7010 is a European standard to ensure there is a standardised, easy to understand safety message which is globally recognised. The standard covers safety signs in the workplace and other locations where people need to be informed about safety.

Material Key

SAV	Self Adhesive Vinyl
RPVC	Rigid 1mm PVC Board (Non Adhesive)
PVC	Self Adhesive Semi Rigid PVC
PHS	Flexible Photoluminescent Vinyl
PHO	1.3mm Rigid Photoluminescent Board (Self Adhesive)

KEY

2
6

The number seen in a black circle indicates the number of signs per sheet.

**FIND OUR FULL
RANGE OF
PHOTOLUMINESCENT
SIGNS FROM PAGE 76**

Projection Signs



Our projection signs are manufactured and printed on 1.5mm PVC board. These signs are ideal for indicating the location of fire safety equipment where otherwise it may not be immediately apparent, such as recessed cavities in a corridor.

Each side measures 200 x 200mm



200 x 200 RPVC 4410



200 x 200 RPVC 4411



200 x 200 RPVC 4460



200 x 200 RPVC 4461



200 x 200 RPVC 4412



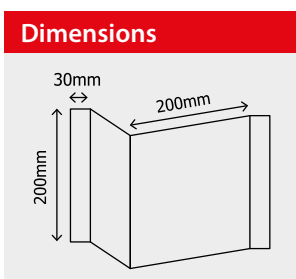
200 x 200 RPVC 4413



200 x 200 RPVC 4462



200 x 200 RPVC 4463



200 x 200 RPVC 4414



200 x 200 RPVC 4464



200 x 200 RPVC 4465



IN THE KNOW

UK fire extinguisher regulations state that you should have a minimum of two 'Class A' extinguishers on every storey of the building.

The 'standard pair' water-based and CO₂ fire extinguishers are usually located by exits and fire alarm call-points. To comply with fire extinguisher regulations, extinguishers should be either fixed to the wall, or attached to a stand.

Fire extinguishers must be commissioned on-site by a competent person. This generally means someone who has passed the BAFE fire extinguisher exam or has an equivalent qualification.

Fire extinguishers are not compliant with UK fire extinguisher legislation until they have been commissioned.

Fire extinguisher regulations state that extinguishers must be serviced annually.

Fire Extinguishers



Water Extinguishers

- Corrosion resistant finish.
- Internal Polyethylene lining.
- Squeeze grip operation.
- Approved to BSEN3.
- Supplied with bracket.
- 5 year guarantee.



Description	Code
6 litre Spray Water (13A)	14355
9 litre Jet Water (21A)	14356



CO₂ Extinguishers

- Aluminium alloy construction.
- Corrosion resistant finish.
- Internal Polyethylene lining.
- Squeeze grip operation.
- Harmless to machinery.
- (2kg) Frost free horn.
- Approved to BSEN3.
- Supplied with bracket.
- 5 year guarantee.



Description	Code
2kg CO ₂ (34B)	14357
5kg CO ₂ (70B)	14358

Filled weights: 14357 - 5.5kg 14358 - 12.4kg



Foam Extinguishers

- Spray nozzle.
- Corrosion resistant finish.
- Internal Polyethylene lining.
- Squeeze grip operation.
- Approved to BSEN3.
- Compliant to 35kV Dielectric test.
- Supplied with bracket.
- 5 year guarantee.



Description	Code
2L Foam (8A 55B)	14359
6L Foam (21A 144B)	14360
9L Foam (27A 233B)	14361

Powder Extinguishers

- Corrosion resistant finish.
- Squeeze grip operation.
- With brackets (<2kg with transport bracket).
- 5 year guarantee.
- Approved to BSEN3.*



* 600g and 800g exclude BSEN3 clause 6.1 (size requirement).

Description	Code
600g ABC Powder (5A 21B C)	14364
800g ABC Powder (5A 34B C)	14365
1kg ABC Powder (8A 34B)	14366
2kg ABC Powder (13A 89B)	14367
6kg ABC Powder (43A 233B)	14368
9kg ABC Powder (55A 233B)	14369





Fire Extinguishers Stands

Robust fully moulded design, these stands are manufactured from impact and chemical resistant plastic. Supplied in sections for easy transportation and assembly.

Free-standing design.

Dimensions (HxWxD):
Single: 645 x 290 x 300mm
Double: 645 x 500 x 300mm
Extinguisher not included.



Fire Blankets

A durable single-piece moulded design with large labelled area for maximum impact. Kitemark certified to BS EN 1869:1997.

Description	Code
Single	14370
Double	14371
Retaining Strap	14372

Description	Code
1 x 1m	14373
1.2 x 1.8m	14375

Fire Alarms



Battery operated site alarms with a loud 110db siren and a strobe function for noisy environments. Easily linkable with up to 5 other units.

Dimensions (HxWxD): 305 x 191 x 65mm
Uses PP3 batteries (replaceable)



Manufactured from Die Cast Aluminium, this tried and tested design sounds at 60db up to 35 metres.

Pre-drilled flange for simple installation.



With plastic fronted 'glass' which is ideal for glass sensitive environments.

Secure 'snap fit' mechanism.

Description	Code
Call Point Activation	14728
Push On / Twist Off Activation	14729

Description	Code
Rotary Hand Bell	14730

Description	Code
Break Glass Keybox	14731
Replacement 'Glass'	14732

Armbands and Lanyards



Nylon Armbands

Printed Nylon armbands with Velcro fastening.



Armbands

Photoluminescent and reflective armband with Velcro fastening.



Lanyards

Lanyards with hook and safety release clasp.

Description	Code
Fire Marshal	14190
Fire Warden	14191
First Aider	14192

Description	Code
Fire Marshal	14193
Fire Warden	14194
First Aider	14195

Description	Code
Fire Marshal	14725
Fire Warden	14726
First Aider	14727



**Wear safety
helmet**

Mandatory

Personal Protective Equipment

Multi-Message

Machinery

Fire Door Strips and Discs

Fire Action and First Aid Procedure

Fire Door and Access

General Mandatory

Food Preparation

Hygiene

Hand Sanitiser Boards

Barrier Cream Boards

MANDATORY

What are they

Mandatory signs denote information about a specific course of action which must be taken. These include signs that indicate the correct type of PPE to use, doors which must be kept shut for fire safety purposes or the action to take in case of a fire.

Defining characteristics

A white symbol on a blue circle with a white border. Any supplementary text should be in white on a blue background.

When to use them

Mandatory signs should be fixed on or very near the relevant equipment or in a position of entry to an area to which the message pertains.

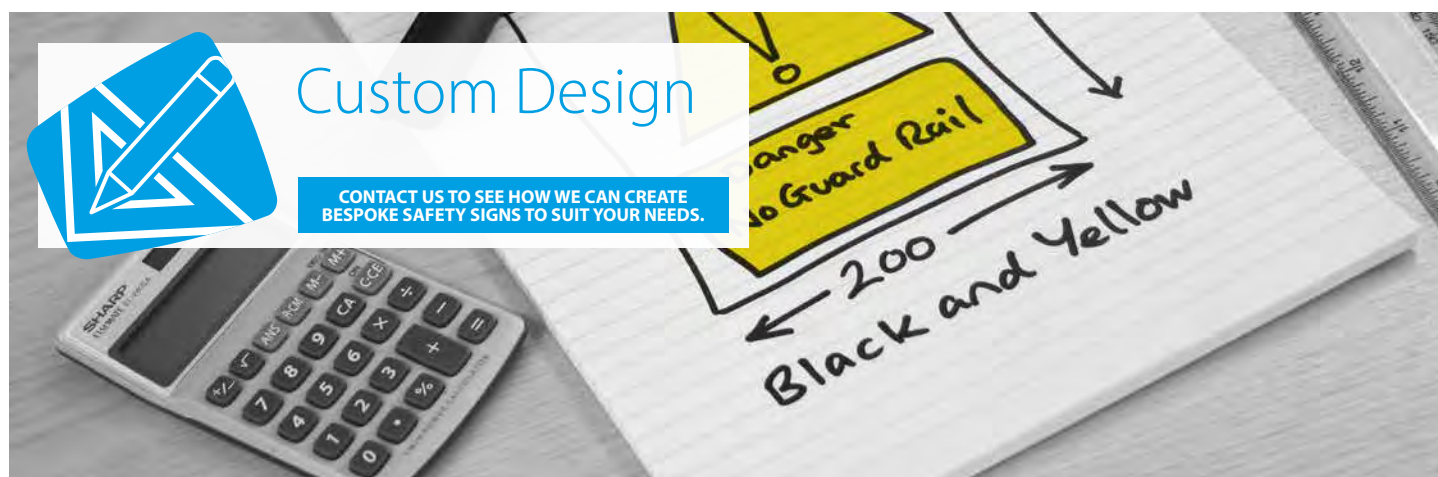
ARE YOUR ISO SYMBOLS CORRECT?

As of January 2013 BS EN ISO 7010 came into effect and many safety sign symbols were updated.

Are yours up to date?



Mandatory Icons



Personal Protective Equipment



200 x 300 CRX 12475
200 x 300 PVC 0002
400 x 600 PVC 4000



200 x 300 SAV 11454
200 x 300 RPVC 11455
400 x 600 SAV 11456
400 x 600 RPVC 11457



300 x 100 SAV 11408
300 x 100 RPVC 11409
600 x 200 SAV 11410
600 x 200 RPVC 11411



200 x 300 SAV 11426
200 x 300 RPVC 11427
400 x 600 SAV 11428
400 x 600 RPVC 11429



200 x 300 PVC 0016



200 x 300 PVC 0001



600 x 450 SAV 11412
600 x 450 RPVC 11413



600 x 450 SAV 11450
600 x 450 RPVC 11451



50mm dia. SAV 0046
100mm dia. SAV 0047



200 x 50 PVC 5015



300 x 100 SAV 11384
300 x 100 RPVC 11385
600 x 200 SAV 11386
600 x 200 RPVC 11387



200 x 300 PVC 0007
148 x 210 RPVC 15022



200 x 300 SAV 11442
200 x 300 RPVC 11443
400 x 600 SAV 11444
400 x 600 RPVC 11445



300 x 100 SAV 11396
300 x 100 RPVC 11397
600 x 200 SAV 11398
600 x 200 RPVC 11399



200 x 50 PVC 5001



100 x 100 SAV 11316
100 x 100 RPVC 11317
200 x 200 SAV 11318
200 x 200 RPVC 11319



50mm dia. SAV 0040
100mm dia. SAV 0041



100 x 100 PVC 0027



300 x 100 PVC 0008



300 x 100 PVC 0025



300 x 100 SAV 11400
300 x 100 RPVC 11401
600 x 200 SAV 11402
600 x 200 RPVC 11403



200 x 300 PVC 0005



200 x 300 SAV 11446
200 x 300 RPVC 11447
400 x 600 SAV 11448
400 x 600 RPVC 11449



300 x 100 SAV 11404
300 x 100 RPVC 11405
600 x 200 SAV 11406
600 x 200 RPVC 11407



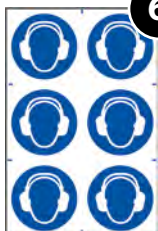
200 x 50 PVC 5016



100 x 100 SAV 11320
100 x 100 RPVC 11321
200 x 200 SAV 11322
200 x 200 RPVC 11323



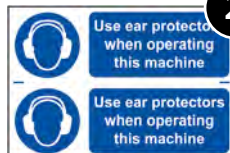
50mm dia. SAV 0042
100mm dia. SAV 0043



100 x 100 PVC 0028



300 x 100 PVC 0026



300 x 100 PVC 0006



IN THE KNOW

Are your symbols correct?

Contact us today to find out if your current signs are in line with legislation.



200 x 300 SAV 11438
200 x 300 RPVC 11439
400 x 600 SAV 11440
400 x 600 RPVC 11441



200 x 300 SAV 11430
200 x 300 RPVC 11431
400 x 600 SAV 11432
400 x 600 RPVC 11433



300 x 100 SAV 11388
300 x 100 RPVC 11389
600 x 200 SAV 11390
600 x 200 RPVC 11391



200 x 50 PVC 5002



200 x 300 PVC 0010



200 x 300 PVC 0013



200 x 300 RPVC 15040



200 x 300 RPVC 15041



200 x 300 RPVC 15042



200 x 300 PVC 0009



200 x 300 PVC 0012



400 x 600 PVC 4007



200 x 300 SAV 14394
200 x 300 RPVC 13964
400 x 600 RPVC 14820



200 x 300 SAV 14276
200 x 300 RPVC 14277
200 x 300 PVC 0022



600 x 200 RPVC 12373



300 x 100 SAV 14295
600 x 200 RPVC 14304



300 x 100 SAV 11688
300 x 100 RPVC 11689
600 x 200 RPVC 14395



200 x 300 SAV 11434
200 x 300 RPVC 11435
400 x 600 SAV 11436
400 x 600 RPVC 11437



200 x 300 PVC 0023



300 x 100 SAV 11392
300 x 100 RPVC 11393
600 x 200 SAV 11394
600 x 200 RPVC 11395



300 x 100 SAV 11380
300 x 100 RPVC 11381
600 x 200 SAV 11382
600 x 200 RPVC 11383



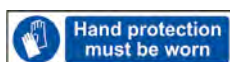
200 x 300 SAV 11422
200 x 300 RPVC 11423
400 x 600 SAV 11424
400 x 600 RPVC 11425



200 x 300 PVC 0014



200 x 300 PVC 0003



200 x 50 PVC 5000



300 x 100 PVC 0004



50mm dia. SAV 0044
100mm dia. SAV 0045



200 x 300 PVC 0015



210 x 297 SAV 17376

Material Key

SAV	Self Adhesive Vinyl
RPVC	Rigid 1mm PVC Board (Non Adhesive)
PVC	Self Adhesive Semi Rigid PVC
CRX	Lightweight Corrugated Plastic

KEY

2
6

The number seen in a black circle indicates the number of signs per sheet.

10
PACK

This image means this sign comes in a multiple pack of 10.

Mandatory

Multi-Message



600 x 450 RPVC 13976



600 x 450 CRX 12477



600 x 400 RPVC 13952
600 x 400 PVC 4001



300 x 200 PVC 0024
600 x 400 PVC 4009



600 x 400 PVC 4020

Machinery



200 x 300 PVC 0350



200 x 300 PVC 0100



200 x 300 PVC 0103



200 x 300 PVC 0102



200 x 300 PVC 0105



300 x 100 PVC 0351



300 x 100 PVC 0101



300 x 100 PVC 0104



300 x 100 PVC 0501



300 x 100 PVC 0500



200 x 50 PVC 5010



100 x 100 SAV 11352
100 x 100 RPVC 11353
150 x 150 SAV 11354
150 x 150 RPVC 11355



300 x 200 PVC 0107



200 x 50 PVC 5003



200 x 300 PVC 0352



200 x 300 PVC 0108



200 x 300 PVC 0106



200 x 300 PVC 0457



100 x 100 SAV 14880

FIND OUR FULL RANGE OF PHOTOLUMINESCENT SIGNS FROM PAGE 76

Material Key

SAV	Self Adhesive Vinyl
RPVC	Rigid 1mm PVC Board (Non Adhesive)
PVC	Self Adhesive Semi Rigid PVC
PHS	Flexible Photoluminescent Vinyl
PHO	1.3mm Rigid Photoluminescent Board (Self Adhesive)
SAA	Satin Anodised Aluminium
SSS	1.2mm Satin Stainless Steel

KEY

2
6

The number seen in a black circle indicates the number of signs per sheet.

THE SIZE INDICATED BELOW THE SIGN IS THE FINAL SIZE OF THE INDIVIDUAL SIGN ONCE IT HAS BEEN CUT OUT OF THE SHEET.

CROP MARKS ARE INCLUDED FOR EASY CUTTING AND SEPARATION.

Fire Door Strips and Discs

These self adhesive signs are slim enough for use on the door jamb, providing an effective and timely reminder that the door should be kept closed as a precaution against the spread of fire.

Industry standard metal door sign discs, complete with screws.

SAA - Satin Anodised Aluminium
SSS - Satin Stainless Steel



34 x 450 PVC
34 x 450 SAV



0300
0303



0301
0304



0302
0305



75mm dia. SAA 2439-0
75mm dia. SSS 2439-2



75mm dia. SAA 2441-0
75mm dia. SSS 2441-2



75mm dia. SAA 2444-0
75mm dia. SSS 2444-2



Fire Action and First Aid Procedure



200 x 300 SAV 13842
200 x 300 RPVC 13843
200 x 300 PVC 0174
200 x 300 PHS 17145
200 x 300 PHO 0201



200 x 300 SAV 13840
200 x 300 RPVC 13841
200 x 300 PVC 0175
200 x 300 PHS 17140
200 x 300 PHO 0202



200 x 300 SAV 11508
200 x 300 RPVC 11509



200 x 300 PVC 0178



200 x 300 SAV 14305
200 x 300 RPVC 14306



250 x 300 SAV 15050
250 x 300 RPVC 15051




148 x 210 RPVC 17365
148 x 210 SAV 17339



200 x 300 SAV 11506
200 x 300 RPVC 11507
200 x 300 PVC 0165
200 x 300 PHS 17144
200 x 300 PHO 0200



200 x 300 SAV 11462
200 x 300 RPVC 11463
400 x 600 SAV 11464
400 x 600 RPVC 11465
200 x 300 PHS 17141
200 x 300 PHO 12434



200 x 300 SAV 11466
200 x 300 RPVC 11467



200 x 300 SAV 11468
200 x 300 RPVC 11469



200 x 300 PVC 0166



300 x 200 PVC 0171



300 x 200 PVC 0170

Staff Fire Action
(English and Portuguese)

Staff Fire Action
(English and Portuguese)

#SAFETYMADESIMPLE

Proudly made in Britain

Bringing together the British manufacturing community.

MADE IN
BRITAIN

Fire Door and Access



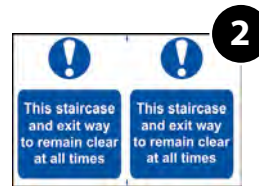
300 x 100 PVC 0258



300 x 100 PVC 0256



150 x 200 PVC 0161



150 x 200 PVC 0164



150 x 200 PVC 0266



200 x 50 PVC 5007



200 x 50 PVC 5006


300 x 100 SAV 11308
300 x 100 RPVC 11309
600 x 200 SAV 11310
600 x 200 RPVC 11311

300 x 100 SAV 11360
300 x 100 RPVC 11361
600 x 200 SAV 11362
600 x 200 RPVC 11363

300 x 100 SAV 11364
300 x 100 RPVC 11365


200 x 300 PVC 0257


200 x 300 SAV 14410
200 x 300 RPVC 13963
200 x 300 PVC 0255
400 x 600 PVC 4003

600 x 450 SAV 11452
600 x 450 RPVC 11453


200 x 300 PVC 0163



200 x 300 PVC 0268


150 x 200 SAV 13969
200 x 300 SAV 11414
200 x 300 RPVC 11415
200 x 300 PVC 0253
400 x 600 SAV 11416
400 x 600 RPVC 11417


297 x 420 RPVC 15024


100 x 100 SAV 11344
100 x 100 RPVC 11345
150 x 150 SAV 11346
150 x 150 RPVC 11347

100 x 100 SAV 11348
100 x 100 RPVC 11349
150 x 150 SAV 11350
150 x 150 RPVC 11351
100 x 100 PHS 17137
100 x 100 PHO 17138

100 x 100 SAV 12574
100 x 100 RPVC 14256
150 x 150 SAV 11510
150 x 150 RPVC 11511
200 x 200 SAV 11512
200 x 200 RPVC 11513
300 x 300 SAV 11514
300 x 300 RPVC 11515


100 x 100 PVC 0262



100 x 100 PVC 0270



100 x 100 PVC 0176



100 x 100 PVC 0160



100 x 100 PVC 0356



150 x 200 PVC 0261



300 x 100 PVC 0254



150 x 200 PVC 0159


200 x 300 SAV 11418
200 x 300 RPVC 11419
200 x 300 PVC 0158
400 x 600 SAV 11420
400 x 600 RPVC 11421


150 x 200 PVC 0355



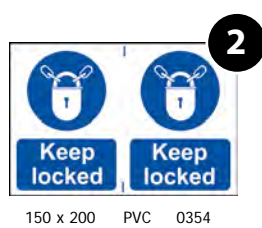
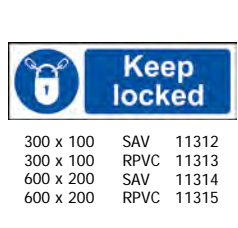

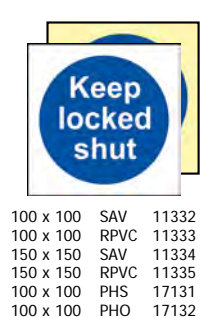
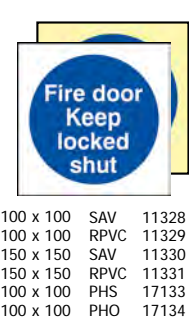
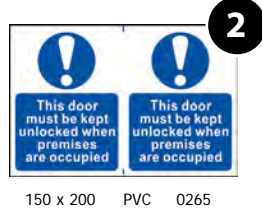
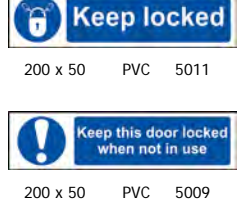



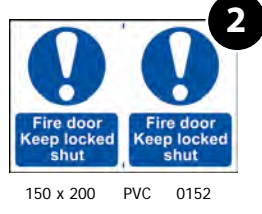




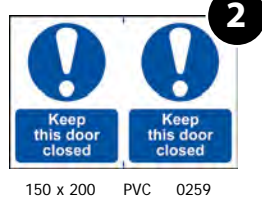
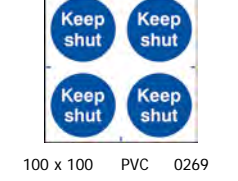

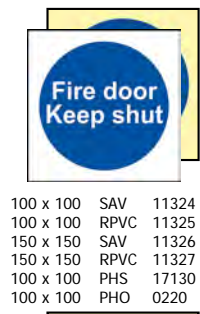

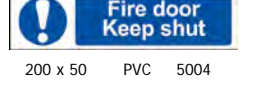

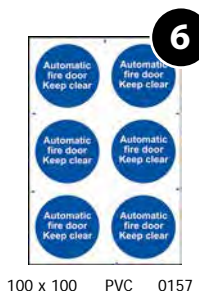


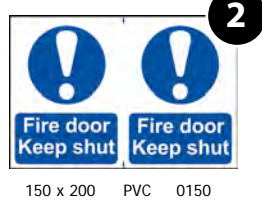

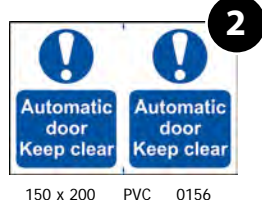
200 x 50 PVC 5008


300 x 100 SAV 11300
300 x 100 RPVC 11301
600 x 200 SAV 11302
600 x 200 RPVC 11303

300 x 100 SAV 11304
300 x 100 RPVC 11305
600 x 200 SAV 11306
600 x 200 RPVC 11307


200 x 50 PVC 5012


400 x 150 SAV 14975
400 x 150 RPVC 15046

 <p>150 x 200 PVC 0354</p>	 <p>300 x 100 SAV 11312 300 x 100 RPVC 11313 600 x 200 SAV 11314 600 x 200 RPVC 11315</p>	 <p>200 x 300 PVC 0353</p>	 <p>100 x 100 SAV 11332 100 x 100 RPVC 11333 150 x 150 SAV 11334 150 x 150 RPVC 11335 100 x 100 PHS 17131 100 x 100 PHO 17132</p>	 <p>100 x 100 SAV 11328 100 x 100 RPVC 11329 150 x 150 SAV 11330 150 x 150 RPVC 11331 100 x 100 PHS 17133 100 x 100 PHO 17134</p>
 <p>150 x 200 PVC 0265</p>	 <p>200 x 50 PVC 5011</p>	 <p>100 x 100 PVC 0153</p>	 <p>70 x 70 10 pack PVC 0173P10 20 pack PVC 0173P20</p>	 <p>100 x 100 10 pack SAV 0153V10 20 pack SAV 0153V20 10 pack PVC 0153P10 20 pack PVC 0153P20</p>
 <p>150 x 200 PVC 0152</p>	 <p>200 x 50 PVC 5005</p>	 <p>100 x 100 PVC 0264</p>	 <p>70 x 70 10 pack PVC 0172P10 20 pack PVC 0172P20</p>	 <p>100 x 100 10 pack SAV 0151V10 20 pack SAV 0151V20 10 pack PVC 0151P10 20 pack PVC 0151P20</p>
 <p>150 x 200 PVC 0259</p>	 <p>100 x 100 PVC 0269</p>	 <p>100 x 100 PVC 0151</p>	 <p>100 x 100 SAV 11324 100 x 100 RPVC 11325 150 x 150 SAV 11326 150 x 150 RPVC 11327 100 x 100 PHS 17130 100 x 100 PHO 0220</p>	 <p>100 x 100 SAV 14396 100 x 100 RPVC 14397</p>
 <p>200 x 50 PVC 5004</p>	 <p>100 x 100 PVC 0260</p>	 <p>100 x 100 PVC 0157</p>	 <p>100 x 100 SAV 11336 100 x 100 RPVC 11337 150 x 150 SAV 11338 150 x 150 RPVC 11339 100 x 100 PHS 17128 100 x 100 PHO 17129</p>	 <p>100 x 100 SAV 11340 100 x 100 RPVC 11341 150 x 150 SAV 11342 150 x 150 RPVC 11343 100 x 100 PHS 17135 100 x 100 PHO 17136</p>
 <p>150 x 200 PVC 0150</p>	 <p>100 x 100 PVC 0155</p>			
 <p>150 x 200 PVC 0156</p>				

FIND OUR FULL RANGE OF PHOTOLUMINESCENT SIGNS FROM PAGE 76

Material Key

SAV	Self Adhesive Vinyl
RPVC	Rigid 1mm PVC Board (Non Adhesive)
PVC	Self Adhesive Semi Rigid PVC
PHS	Flexible Photoluminescent Vinyl
PHO	1.3mm Rigid Photoluminescent Board (Self Adhesive)

KEY

2
6

The number seen in a black circle indicates the number of signs per sheet.

THE SIZE INDICATED BELOW THE SIGN IS THE FINAL SIZE OF THE INDIVIDUAL SIGN ONCE IT HAS BEEN CUT OUT OF THE SHEET.

CROP MARKS ARE INCLUDED FOR EASY CUTTING AND SEPARATION.

General Mandatory



200 x 300 PVC 0018



200 x 300 PVC 0031



200 x 300 PVC 0167



200 x 300 PVC 0169


200 x 300 SAV 14197
200 x 300 RPVC 14198


297 x 420 RPVC 15055



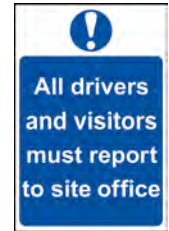
297 x 420 RPVC 15030



200 x 300 PVC 0250



400 x 600 PVC 1693


200 x 300 PVC 0251
400 x 600 PVC 4002

300 x 200 SAV 14411
300 x 200 RPVC 14412
300 x 200 PVC 0032

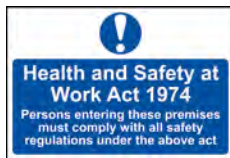
300 x 200 SAV 14413
300 x 200 RPVC 14414
600 x 450 SAV 11460
600 x 450 RPVC 11461

600 x 450 SAV 11458
600 x 450 RPVC 11459
600 x 450 CRX 12476


600 x 200 RPVC 12385


300 x 100 SAV 14299
600 x 200 RPVC 14300



300 x 200 PVC 0168



300 x 200 PVC 0019



300 x 200 PVC 0033



300 x 200 PVC 0034

Simplify your workplace.

FIND OUR
SHADOW
BOARDS
ON PAGE
162



IN THE KNOW

Regulations require employers to ensure that safety signs are provided (or are in place) and maintained in circumstances where there is a significant risk to health and safety that has not been removed or controlled by other methods. This is only appropriate where use of a sign can further reduce the risk.



NEED A SITE SURVEY?

A SITE SURVEY IS ADVISABLE IF YOU ARE UNSURE OF YOUR LEGAL OBLIGATIONS OR HAVE BEEN NOTIFIED BY A REGULATORY BODY THAT YOUR CURRENT SIGNAGE IS NOT ADEQUATE.

TO FIND OUT HOW SITE SURVEYS CAN HELP YOUR BUSINESS PLEASE CONTACT OUR SALES TEAM.

Material Key

SAV	Self Adhesive Vinyl
RPVC	Rigid 1mm PVC Board (Non Adhesive)
PVC	Self Adhesive Semi Rigid PVC
CRX	Lightweight Corrugated Plastic

KEY

2
6

The number seen in a black circle indicates the number of signs per sheet.

THE SIZE INDICATED BELOW THE SIGN IS THE FINAL SIZE OF THE INDIVIDUAL SIGN ONCE IT HAS BEEN CUT OUT OF THE SHEET.

CROP MARKS ARE INCLUDED FOR EASY CUTTING AND SEPARATION.

Food Preparation



100 x 150 SAV 11500
100 x 150 RPVC 11501
200 x 300 SAV 14904



100 x 150 SAV 11502
100 x 150 RPVC 11503



200 x 300 SAV 11494
200 x 300 RPVC 11495



200 x 300 PVC 0416



200 x 300 PVC 0415



200 x 300 PVC 1680



200 x 300 PVC 0459



200 x 300 PVC 1681



200 x 300 PVC 1682



200 x 300 PVC 0458




300 x 200 PVC 0414



300 x 200 PVC 0411



300 x 200 PVC 0420



300 x 200 PVC 0419



300 x 200 PVC 0407



300 x 100 PVC 0452



300 x 100 PVC 0455



300 x 100 PVC 0454



300 x 100 PVC 0453



300 x 100 PVC 0402



300 x 100 SAV 11490
300 x 100 RPVC 11491



300 x 100 SAV 11492
300 x 100 RPVC 11493



200 x 100 SAV 11496
200 x 100 RPVC 11497



200 x 50 PVC 5013



300 x 100 SAV 11376
300 x 100 RPVC 11377
600 x 200 SAV 11378
600 x 200 RPVC 11379



200 x 300 PVC 0400



200 x 300 SAV 11368
200 x 300 RPVC 11369
400 x 600 SAV 11370
400 x 600 RPVC 11371



200 x 300 SAV 11372
200 x 300 RPVC 11373
400 x 600 SAV 11374
400 x 600 RPVC 11375



200 x 300 PVC 0401



200 x 300 PVC 1330



300 x 100 SAV 11356
300 x 100 RPVC 11357
600 x 200 SAV 11358
600 x 200 RPVC 11359



Hygiene

 200 x 300 PVC 0406	 200 x 300 PVC 0409	 200 x 300 SAV 11478 200 x 300 RPVC 11479	 200 x 300 SAV 11470 200 x 300 RPVC 11471	 200 x 300 PVC 0451	 200 x 300 SAV 11504 200 x 300 RPVC 11505
 300 x 200 PVC 0408	 300 x 200 PVC 0421	 300 x 100 PVC 0404	 300 x 100 SAV 11480 300 x 100 RPVC 11481 600 x 200 SAV 11484 600 x 200 RPVC 11485	 200 x 50 PVC 5014	
 200 x 300 SAV 14965 200 x 300 RPVC 14966	 200 x 300 SAV 11486 200 x 300 RPVC 11487	 200 x 300 SAV 11472 200 x 300 RPVC 11473	 200 x 300 SAV 11482 200 x 300 RPVC 11483 200 x 300 PVC 0403	 200 x 300 PVC 0417	 200 x 300 PVC 0405
 200 x 300 SAV 14928 200 x 300 RPVC 14929	 200 x 300 SAV 11488 200 x 300 RPVC 11489	 200 x 300 SAV 14967 200 x 300 RPVC 14968	 200 x 300 SAV 14963 200 x 300 RPVC 14964	 200 x 300 SAV 11476 200 x 300 RPVC 11477	 200 x 300 SAV 11474 200 x 300 RPVC 11475
 300 x 200 PVC 0413	 300 x 100 PVC 0450	 300 x 200 PVC 0410			

Material Key

SAV	Self Adhesive Vinyl
RPVC	Rigid 1mm PVC Board (Non Adhesive)
PVC	Self Adhesive Semi Rigid PVC

KEY

2
6

The number seen in a black circle in the top right corner of any sign indicates the number of signs per sheet.

10
PACK

This image means this sign comes in a multiple pack of 10.


Hand Sanitiser Boards

Encourage staff, customers and visitors to sanitise their hands. These wall mounted hand sanitising stations offer a visual reminder to wash / sanitise hands and also give guidance on best practice for hand sanitising techniques. Designed to hold sanitising Gel dispensers, our stations can be supplied as the board only or with either automatic or manual dispensers.



Available in two different colours. All 300 x 400mm boards come complete with wall fixings.

Board Only



Manual Dispenser



Automatic Dispenser




	Design 1		Design 2		Design 3	
	Blue	Turquoise	Blue	Turquoise	Blue	Turquoise
Board	HSB01B	HSB01T	HSB02B	HSB02T	HSB03B	HSB03T
Manual	HSB01B-MD	HSB01T-MD	HSB02B-MD	HSB02T-MD	HSB03B-MD	HSB03T-MD
Automatic	HSB01B-AD	HSB01T-AD	HSB02B-AD	HSB02T-AD	HSB03B-AD	HSB03T-AD

Barrier Cream Boards




Description	Colour	Size	Code
Manual	Blue	300 x 400	HSB04B-MD
Manual	Turquoise	300 x 400	HSB04T-MD

Description	Colour	Size	Code
Manual	Blue	300 x 400	HSB05B-MD
Manual	Turquoise	300 x 400	HSB05T-MD



Custom Design

CONTACT US TO SEE HOW WE CAN CREATE BESPOKE SAFETY SIGNS TO SUIT YOUR NEEDS.



We can make bespoke hygiene boards to your specific requirements – simply provide us with details of what you need and we can take it from there!

- Choose **your** size
- Choose **your** material
- Choose **your** colours
- Choose **your** logo

If you have any special requirements such as a drywipe finish, leaflet distribution or to mount specific equipment, speak to us and we will be able to help.

HYGIENE STATION

ONLY ONE PERSON AT A TIME TO USE THIS STATION

1 TAKE TEMPERATURE

POSITION HEAD IN FRONT OF UNIT UNTIL BLUE LIGHT APPEARS AND TEMPERATURE IS TAKEN

IF UNIT SCREEN SHOWS HIGH TEMPERATURE (H) DO NOT ENTER. ISOLATE AND FOLLOW GOVERNMENT GUIDELINES

2 SANITISE HANDS

APPLY ON PALM OF HAND

RUB INTO ALL AREAS OF HANDS

CONTINUE TO RUB UNTIL DRY

3 BARRIER CREAM

OPTIONAL BARRIER CREAM

RE-APPLY WHEN REQUIRED



Clever ways to organise your waste

A cost effective way to get your message across



**FIND OUR
FLOOR
GRAPHICS
ON PAGE
108**



**No smoking
or naked
flames**

No Smoking and Prohibition

*Smoking Prohibition
Electronic Cigarettes
Desk Signs
Smoking Permitted
Restricted Access
Mobile Phone
Machine Safety
Parking
General*

NO SMOKING AND PROHIBITION

What are they

Prohibition signs indicate a course of action which is forbidden. These include signs that can indicate an action to be prevented (no smoking or no mobile phones), or the prohibition of movement such as no entry.

Defining characteristics

A red circular band with a white border and a red crossbar angled across it. A black symbol should be placed centrally with the red crossbar in front of the symbol to indicate that the action is prohibited. Any supplementary text should be in white on a red background.

When to use them

Prohibition signs should be fixed on or near the relevant area to which the message refers, or in a position of entry to an area to which the message pertains.

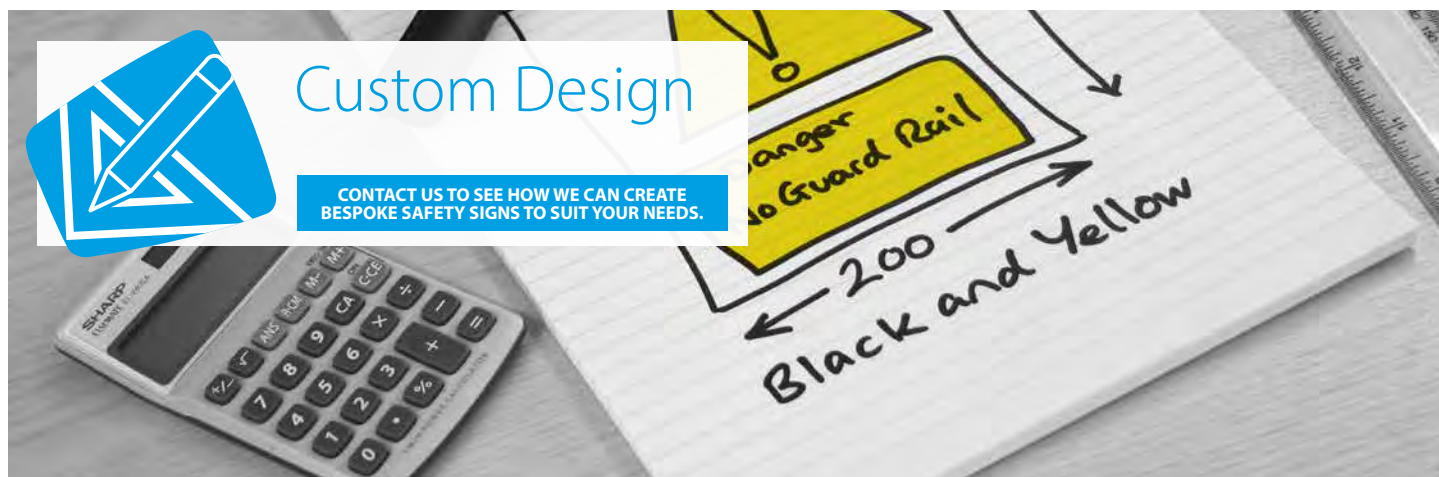
Prohibition Icons



ARE YOUR ISO SYMBOLS CORRECT?

As of January 2013 BS EN ISO 7010 came into effect and many safety sign symbols were updated.

Are yours up to date?



Smoking Prohibition



100 x 150 SAV 0569
100 x 150 CLG 0570
148 x 210 RPVC 11926
148 x 210 SAV 14973
200 x 300 PVC 0550
200 x 300 SAV 14974
400 x 600 PVC 4050



100 x 150 SAV 11808
100 x 150 RPVC 11809
200 x 300 SAV 11810
200 x 300 RPVC 11811
400 x 600 SAV 11812
400 x 600 RPVC 11813



100 x 150 PVC 0552



200 x 300 PVC 0554
200 x 300 CLG 0572



148 x 210 SAV 15026



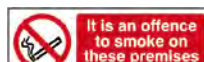
200 x 300 SAV 11828
200 x 300 RPVC 11829
400 x 600 SAV 11830
400 x 600 RPVC 11831



200 x 50 PVC 5050



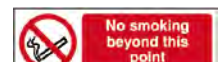
150 x 50 SAV 11800
150 x 50 RPVC 11801
300 x 100 SAV 11802
300 x 100 RPVC 11803
600 x 200 SAV 11804
600 x 200 RPVC 11805



300 x 100 SAV 11883
300 x 100 RPVC 11884
600 x 200 SAV 11885
600 x 200 RPVC 11886



300 x 100 SAV 11887
300 x 100 RPVC 11888
600 x 200 SAV 11889
600 x 200 RPVC 11890



300 x 100 SAV 11846
300 x 100 RPVC 11847
600 x 200 SAV 11848
600 x 200 RPVC 11849



100 x 100 PVC 0553



150 x 200 PVC 0551



148 x 210 D/S SAV 11923



100 x 150 D/S SAV 13341



100 x 150 D/S SAV 13340



148 x 210 SAV 11860
148 x 210 RPVC 11861



148 x 210 SAV 14302
148 x 210 RPVC 14769



200 x 300 SAV 11686
200 x 300 RPVC 11687



148 x 210 SAV 11854
148 x 210 RPVC 11855



148 x 210 SAV 0573
148 x 210 RPVC 14272
148 x 210 CLG 0574
200 x 300 PVC 0567
200 x 300 CLG 0575
200 x 300 RPVC 14270
200 x 300 SAV 14271



200 x 300 PVC 0568



200 x 300 PVC 0561



160 x 230 SAV 11864
160 x 230 RPVC 11865



200 x 300 PVC 0564
200 x 300 CLG 0576



100 x 150 SAV 0566
100 x 150 CLG 0577



150 x 200 PVC 0559



150 x 200 PVC 0560



200 x 300 PVC 0578
200 x 300 CLG 0579



148 x 210 SAV 11877
148 x 210 RPVC 11878



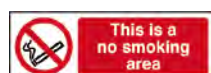
148 x 210 SAV 11862
148 x 210 RPVC 11863



148 x 210 SAV 12561

200 x 300 SAV 11816
200 x 300 RPVC 11817
400 x 600 SAV 11818
400 x 600 RPVC 11819200 x 300 SAV 11832
200 x 300 RPVC 11833
400 x 600 SAV 11834
400 x 600 RPVC 11835200 x 300 SAV 13318
200 x 300 RPVC 13319
400 x 600 SAV 13320
400 x 600 RPVC 13321

200 x 300 PVC 0555

200 x 300 SAV 11814
200 x 300 RPVC 11815300 x 100 SAV 11824
300 x 100 RPVC 11825
600 x 200 SAV 11826
600 x 200 RPVC 11827300 x 100 SAV 11850
300 x 100 RPVC 11851
600 x 200 SAV 11852
600 x 200 RPVC 11853300 x 100 SAV 13316
300 x 100 RPVC 13317300 x 100 SAV 11820
300 x 100 RPVC 11821
600 x 200 SAV 11822
600 x 200 RPVC 11823300 x 100 SAV 11806
300 x 100 RPVC 11807200 x 300 PVC 0558
200 x 300 CLG 0571100 x 100 PVC 4723
100 x 100 SAV 11840
100 x 100 RPVC 11841
200 x 200 SAV 11842
200 x 200 RPVC 11843
400 x 400 SAV 11844
400 x 400 RPVC 1184550 dia. SAV 0581
75 dia. SAV 11876
85 dia. D/S SAV 11925
100 dia. SAV 058210
PACK

150 x 50 SAV 14290



80 x 80 CLG 0553CLG



100 x 100 SAV 0553SAVV10

10
PACK

Desk Signs



50 x 50 RPVC SGN06P



150 x 50 RPVC SGN08P



150 x 50 RPVC SGN07P

Electronic Cigarettes

148 x 210 SAV 14809
148 x 210 RPVC 14810
200 x 300 SAV 14811
200 x 300 RPVC 14812
200 x 300 PVC 14813200 x 300 SAV 14814
200 x 300 RPVC 14815
200 x 300 PVC 14816300 x 200 SAV 14817
300 x 200 RPVC 14818
300 x 200 PVC 14819

IN THE KNOW

Are your symbols correct?
Contact us today to find out if your
current signs are in line with legislation.

Material Key

SAV	Self Adhesive Vinyl
RPVC	Rigid 1mm PVC Board (Non Adhesive)
PVC	Self Adhesive Semi Rigid PVC
CLG	Window Cling Vinyl

KEY

2
6

The number seen in a
black circle indicates
the number of signs
per sheet.

10
PACK

This image means this
signs comes in a multiple
pack of 10.
This image means this
signs is double sided.

KEY

Smoking Permitted

<p>200 x 300 PVC 1631</p>	<p>200 x 300 PVC 1630</p>	<p>300 x 200 SAV 11917 300 x 200 RPVC 11918</p>	<p>300 x 200 SAV 11919 300 x 200 RPVC 11920</p>	<p>300 x 200 PVC 1632 400 x 300 RPVC 14976</p>	<p>200 x 50 PVC 5214</p>
<p>300 x 100 SAV 11901 300 x 100 RPVC 11902</p>	<p>300 x 100 SAV 11911 300 x 100 RPVC 11912</p>	<p>300 x 100 SAV 11907 300 x 100 RPVC 11908</p>	<p>148 x 210 SAV 15037 148 x 210 RPVC 15038</p>		
<p>300 x 100 SAV 11899 300 x 100 RPVC 11900</p>	<p>300 x 100 SAV 11903 300 x 100 RPVC 11904</p>	<p>300 x 100 SAV 11909 300 x 100 RPVC 11910</p>			

Restricted Access

<p>200 x 300 PVC 0600</p>	<p>200 x 300 SAV 11630 200 x 300 RPVC 11631 400 x 600 SAV 11632 400 x 600 RPVC 11633</p>	<p>148 x 210 RPVC 11928 200 x 300 SAV 13862 200 x 300 RPVC 13863 400 x 600 SAV 13864 400 x 600 RPVC 13865</p>	<p>200 x 300 SAV 13330 200 x 300 RPVC 13331 400 x 600 SAV 13332 400 x 600 RPVC 13333</p>	<p>200 x 300 PVC 0602</p>	<p>200 x 300 SAV 14389 400 x 600 RPVC 14390</p>
<p>300 x 100 PVC 0601</p>	<p>300 x 100 SAV 11668 300 x 100 RPVC 11669 600 x 200 SAV 11670 600 x 200 RPVC 11671</p>	<p>200 x 50 PVC 5052</p>	<p>300 x 100 PVC 0603</p>	<p>300 x 100 SAV 11666 300 x 100 RPVC 11667 600 x 200 SAV 13977 600 x 200 RPVC 13978</p>	

Site Surveys

TO FIND OUT HOW SITE SURVEYS CAN HELP YOUR BUSINESS PLEASE CONTACT OUR SALES TEAM.

By law the correct safety signage should be displayed in the appropriate locations and to current legal standards. A Site Survey is advisable if you are unsure of your legal obligations or have been notified by a regulatory body that your current signage is not adequate.

- Site Surveys identify the signs you need, including size, positioning and materials, as well as any bespoke sign manufacturing service needs.
- Site Surveys also provide advice on ensuring the safety of you and your staff, including Lockout Tagout and Asset Management.



200 x 300 SAV 11600
200 x 300 RPVC 11601
400 x 600 SAV 11602
400 x 600 RPVC 11603



200 x 300 PVC 0608



200 x 300 SAV 11634
200 x 300 RPVC 11635



200 x 300 SAV 11612
200 x 300 RPVC 11613
400 x 600 SAV 11614
400 x 600 RPVC 11615



200 x 300 SAV 11616
200 x 300 RPVC 11617
400 x 600 SAV 11618
400 x 600 RPVC 11619



148 x 210 RPVC 11927
200 x 300 PVC 0613



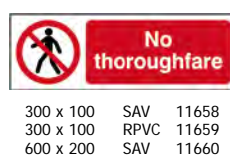
300 x 100 PVC 0609



300 x 100 PVC 0610



300 x 100 PVC 0611



300 x 100 SAV 11658
300 x 100 RPVC 11659
600 x 200 SAV 11660
600 x 200 RPVC 11661



200 x 50 PVC 5054



200 x 50 PVC 5055



300 x 100 SAV 11650
300 x 100 RPVC 11651
600 x 200 SAV 11652
600 x 200 RPVC 11653



600 x 200 RPVC 12571



300 x 100 SAV 11654
300 x 100 RPVC 11655
600 x 200 SAV 11656
600 x 200 RPVC 11657



400 x 600 PVC 4052



200 x 300 PVC 0622
400 x 600 PVC 4053



200 x 300 SAV 11604
200 x 300 RPVC 11605
200 x 300 CRX 12481
400 x 600 SAV 11606
400 x 600 RPVC 11607



297 x 420 RPVC 15034



200 x 300 SAV 11608
200 x 300 RPVC 11609
400 x 600 SAV 11610
400 x 600 RPVC 11611



200 x 300 PVC 0619



200 x 300 PVC 0618
400 x 600 PVC 4055



400 x 600 CRX 12480
400 x 600 RPVC 13949



200 x 300 PVC 0606



400 x 600 RPVC 13950



148 x 210 SAV 15047



100 x 100 SAV 11620
100 x 100 RPVC 11621
200 x 200 SAV 11622
200 x 200 RPVC 11623
400 x 400 SAV 11624
400 x 400 RPVC 11625



600 x 400 PVC 4054



600 x 450 SAV 11682
600 x 450 RPVC 11683



600 x 450 SAV 13336
600 x 450 RPVC 13337



200 x 300 PVC 1658
400 x 600 PVC 4253



Material Key

SAV	Self Adhesive Vinyl
RPVC	Rigid 1mm PVC Board (Non Adhesive)
PVC	Self Adhesive Semi Rigid PVC
CRX	Lightweight Corrugated Plastic

KEY




2
6

The number seen in a black circle indicates the number of signs per sheet.

THE SIZE INDICATED BELOW THE SIGN IS THE FINAL SIZE OF THE INDIVIDUAL SIGN ONCE IT HAS BEEN CUT OUT OF THE SHEET.

CROP MARKS ARE INCLUDED FOR EASY CUTTING AND SEPARATION.

Mobile Phone

 Do not use camera phones 200 x 300 PVC 0616	 Do not use mobile phones 200 x 300 PVC 0617	 100 x 100 SAV 17229 100 x 100 PVC 4724
 150 x 100 SAV 17228	 300 x 200 PVC 0615	 50 dia. SAV 0583 100 dia. SAV 0584
 200 x 50 SAV 17227	 300 x 100 SAV 11646 300 x 100 RPVC 11647 300 x 200 SAV 11648 300 x 200 RPVC 11649 600 x 200 SAV 13860 600 x 200 RPVC 13861	 200 x 50 SAV 17226 Find our full range of Mandatory Safety Signs from page 30



Machine Safety

 300 x 100 SAV 14385 300 x 100 RPVC 14386	 200 x 300 SAV 11672 200 x 300 RPVC 11673	 200 x 300 SAV 11640 200 x 300 RPVC 11641 400 x 600 SAV 14215 400 x 600 RPVC 14216	 200 x 300 PVC 0650	 300 x 100 PVC 0703	 300 x 100 PVC 0701
 300 x 200 SAV 13985 300 x 200 RPVC 13986 300 x 200 PVC 0709	 148 x 210 SAV 15025	 200 x 250 RPVC 15031	 200 x 300 PVC 0700	 300 x 100 PVC 0702	 150 x 200 PVC 0705

Material Key

SAV	Self Adhesive Vinyl
RPVC	Rigid 1mm PVC Board (Non Adhesive)
PVC	Self Adhesive Semi Rigid PVC
PYC	2mm Vandal Resistant Polycarbonate
CLG	Window Cling Vinyl

KEY

The number seen in a black circle indicates the number of signs per sheet.

KEY

This image means this sign comes in a multiple pack.

Parking



200 x 300 PVC 0620



200 x 300 PVC 0605
400 x 600 PVC 4051



200 x 300 SAV 11626
200 x 300 RPVC 11627
400 x 600 SAV 11628
400 x 600 RPVC 11629



200 x 300 PVC 0621



200 x 50 PVC 5056



300 x 100 SAV 11662
300 x 100 RPVC 11663
600 x 200 SAV 11664
600 x 200 RPVC 11665



600 X 450 RPVC 15036



Custom Design

OUR SIGN MANUFACTURING TEAM HAVE MANY YEARS OF EXPERIENCE DESIGNING, PRODUCING AND INSTALLING SIGNAGE.

Our sign manufacturing team have many years of experience designing, producing and installing safety signs and stencils worldwide. From the smallest one-off vinyl sign to large hoarding boards and larger print runs of many thousands, we can be depended upon to provide a fast and efficient service.

If you have a specific requirement for your signs, we can work closely with you to provide a design service or alternatively you can send us your own artwork. The diversity of our production facilities is second to none, why not give us a call and see how we can help you.

General



200 x 300 SAV 14392
200 x 300 RPVC 14393
200 x 300 PVC 0607
400 x 600 PVC 14391



200 x 300 PVC 0708



200 x 300 SAV 14969
200 x 300 RPVC 14970



200 x 300 SAV 14971
200 x 300 RPVC 14972



200 x 300 PVC 0614



200 x 300 SAV 11642
200 x 300 RPVC 11643
400 x 600 SAV 11644
400 x 600 RPVC 11645



200 x 300 PVC 0604



200 x 300 SAV 11638
200 x 300 RPVC 11639



200 x 300 SAV 13334
200 x 300 RPVC 13335



200 x 300 PVC 0416



200 x 300 PVC 3503



300 x 100 PVC 0652



600 x 450 SAV 13338
600 x 450 RPVC 13339



150 x 200 CLG 0612



200 x 300 SAV 11636
200 x 300 RPVC 11637



200 x 300 PVC 3506



200 x 300 PVC 0556



150 x 75 SAV 11676
150 x 75 RPVC 11677
300 x 100 SAV 11678
300 x 100 RPVC 11679
600 x 200 SAV 11680
600 x 200 RPVC 11681



200 x 50 PVC 5051



200 x 50 PVC 5057



100 x 100 PVC 4725



50 dia. SAV 0587
100 dia. SAV 0588



50 dia. SAV 0589
100 dia. SAV 0590



Danger

Keep out

Hazard Warning

Electrical Safety

Chemical Safety

Flammable and Gaseous

Access and Situational Awareness

CCTV Security

Temperature

Noise

Asbestos

Hospital and Radiology

Cleaning

Parking

Agricultural

Multi-Message

Lorry Halt

HAZARD WARNING

What are they

A Hazard Warning sign is used to inform of a nearby hazard which could pose a risk to health or wellbeing. These include signs warning of electrical threats, flammable materials or wet floors that pose a risk of slipping.

Defining characteristics

A yellow triangle with a black border and a suitable symbol placed centrally on the triangle. The symbol should be in black, and any supplementary text should be in black on a yellow background. There should be a white border around the triangle.

When to use them

A Hazard safety sign should be used to warn of a hazard to health or wellbeing if that hazard cannot be controlled by any other means. The sign should be placed in a visible location on or near the hazard, or in a position of entry to an area to which the hazard is located.

Things to consider

Provision must be made to minimise any risk within the workplace, and the use of a safety sign should not be used as the sole factor in reducing this risk. For example, if there is a risk of falling then physical modifications should be put in place to prevent this occurring in addition the use of a safety sign to warn of this hazard.

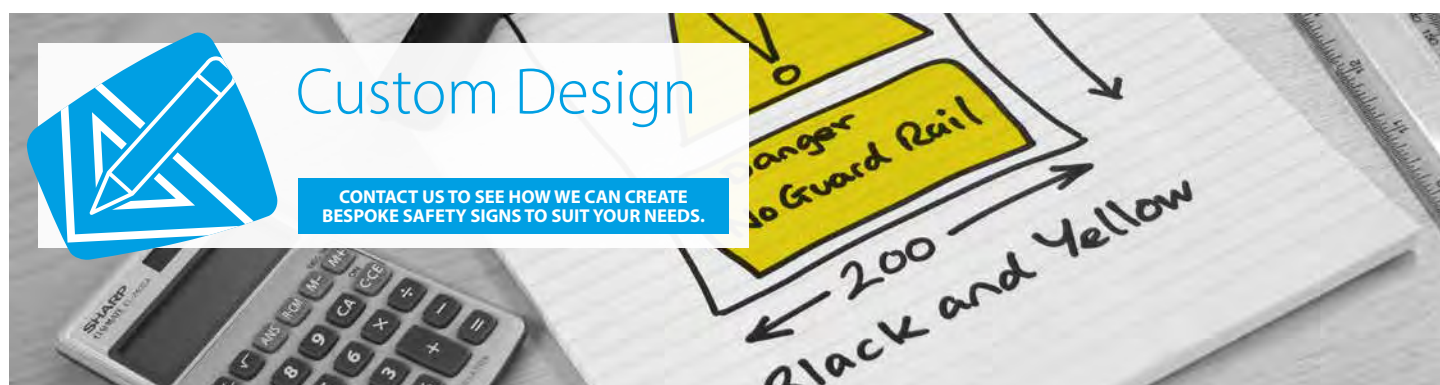
ARE YOUR ISO SYMBOLS CORRECT?

As of January 2013 BS EN ISO 7010 came into effect and many safety sign symbols were updated.








Are yours up to date?



Hazard Icons



Electrical Safety

 200 x 300 PVC 0766	 100 x 150 PVC 0768	 200 x 300 PVC 0788	 200 x 300 SAV 14423 200 x 300 RPVC 14424 400 x 600 SAV 14425 400 x 600 RPVC 14426	 100 x 150 PVC 0790	 100 x 100 PVC 0803
 150 x 200 PVC 0767	 150 x 200 PVC 0789	 150 x 200 PVC 0770	 150 x 200 PVC 0792	 150 x 200 PVC 0773	
 200 x 300 PVC 0769	 200 x 300 SAV 11001 200 x 300 RPVC 11002 400 x 600 SAV 11003 400 x 600 RPVC 11004	 100 x 150 PVC 0771	 200 x 300 PVC 0791	 200 x 300 SAV 14427 200 x 300 RPVC 14428 400 x 600 SAV 14429 400 x 600 RPVC 14430	 100 x 150 PVC 0793
 300 x 100 SAV 14415 300 x 100 RPVC 14416	 300 x 100 SAV 11061 300 x 100 RPVC 11062	 300 x 100 SAV 14419 300 x 100 RPVC 14420 600 x 200 SAV 14421 600 x 200 RPVC 14422	 300 x 100 SAV 11065 300 x 100 RPVC 11066 600 x 200 SAV 11067 600 x 200 RPVC 11068	 300 x 100 SAV 11069 300 x 100 RPVC 11070	
 200 x 300 PVC 0772	 200 x 300 SAV 11005 200 x 300 RPVC 11006 400 x 600 SAV 11007 400 x 600 RPVC 11008	 100 x 150 PVC 0774	 200 x 300 PVC 0775	 200 x 300 SAV 11009 200 x 300 RPVC 11010 400 x 600 SAV 11011 400 x 600 RPVC 11012	 100 x 150 PVC 0777
 100 x 150 PVC 0780	 100 x 150 PVC 0783	 200 x 300 PVC 0781	 200 x 300 RPVC 13999	 200 x 300 PVC 1153	 200 x 300 PVC 0786

Material Key

SAV	Self Adhesive Vinyl
RPVC	Rigid 1mm PVC Board (Non Adhesive)
PVC	Self Adhesive Semi Rigid PVC

KEY

2
6

The number seen in a black circle indicates the number of signs per sheet.

THE SIZE INDICATED BELOW THE SIGN IS THE FINAL SIZE OF THE INDIVIDUAL SIGN ONCE IT HAS BEEN CUT OUT OF THE SHEET.



100 x 100 SAV 11021
100 x 100 RPVC 11022
200 x 200 SAV 11023
200 x 200 RPVC 11024
400 x 400 SAV 11025
400 x 400 RPVC 11026



200 x 300 SAV 14431
200 x 300 RPVC 14432
200 x 300 PVC 0753



100 x 150 PVC 0755



100 x 150 PVC 0752




200 x 300 PVC 0750




200 x 300 SAV 11013
200 x 300 RPVC 11014
400 x 600 SAV 11015
400 x 600 RPVC 11016




150 x 200 PVC 0754




150 x 200 PVC 0782



150 x 200 PVC 0762



150 x 200 PVC 0757



150 x 200 PVC 0751



200 x 50 PVC 5101



300 x 100 SAV 11085
300 x 100 RPVC 11086
600 x 200 SAV 11087
600 x 200 RPVC 11088



300 x 100 SAV 11089
300 x 100 RPVC 11090
600 x 200 SAV 11091
600 x 200 RPVC 11092



300 x 100 SAV 11073
300 x 100 RPVC 11074



200 x 50 PVC 5100



200 x 300 PVC 0761
297 x 420 RPVC 15028



100 x 150 PVC 0763



200 x 300 SAV 11029
200 x 300 RPVC 11030



200 x 300 SAV 11031
200 x 300 RPVC 11032
400 x 600 SAV 11033
400 x 600 RPVC 11034



200 x 300 SAV 11017
200 x 300 RPVC 11018
400 x 600 SAV 11019
400 x 600 RPVC 11020



200 x 300 PVC 0756



200 x 300 SAV 11027
200 x 300 RPVC 11028



200 x 300 PVC 0784



200 x 300 SAV 11035
200 x 300 RPVC 11036
400 x 600 SAV 11037
400 x 600 RPVC 11038



200 x 300 PVC 0764



200 x 300 PVC 0758



100 x 150 PVC 0760



300 x 100 SAV 11081
300 x 100 RPVC 11082
600 x 200 SAV 11083
600 x 200 RPVC 11084



300 x 100 SAV 11077
300 x 100 RPVC 11078




600 x 200 RPVC 12564



300 x 100 SAV 11093
300 x 100 RPVC 11094



600 x 200 RPVC 12563



150 x 200 PVC 0765



150 x 200 PVC 0759



600 x 450 SAV 11129
600 x 450 RPVC 11130



Chemical Safety



200 x 300 SAV 11169
200 x 300 RPVC 11170



200 x 300 SAV 11167
200 x 300 RPVC 11168



200 x 300 SAV 11165
200 x 300 RPVC 11166



200 x 300 SAV 11171
200 x 300 RPVC 11172



200 x 300 PVC 0871



200 x 300 PVC 0858



200 x 300 PVC 0861



200 x 300 PVC 0859



200 x 300 PVC 0860



200 x 300 PVC 0856



200 x 300 PVC 0853



200 x 300 PVC 0865



200 x 300 PVC 0854



148 x 210 RPVC 15018



200 x 300 PVC 0866



200 x 300 SAV 11145
200 x 300 RPVC 11146
400 x 600 SAV 11147
400 x 600 RPVC 11148



100 x 150 PVC 0868



100 x 150 PVC 0864




150 x 200 PVC 0855



150 x 200 PVC 0867



150 x 200 PVC 0863



100 x 100 PVC 0800



100 x 100 PVC 0801



300 x 100 SAV 11199
300 x 100 RPVC 11200
600 x 200 SAV 11201
600 x 200 RPVC 11202



300 x 100 SAV 11203
300 x 100 RPVC 11204
600 x 200 SAV 11205
600 x 200 RPVC 11206



150 x 200 PVC 0851



150 x 200 PVC 0873



100 x 150 PVC 0852



200 x 300 PVC 0872



100 x 150 PVC 0874

Material Key

SAV	Self Adhesive Vinyl
RPVC	Rigid 1mm PVC Board (Non Adhesive)
PVC	Self Adhesive Semi Rigid PVC

KEY

2
6

The number seen in a black circle indicates the number of signs per sheet.

WE CAN PRODUCE SIGNS TO SUIT YOUR EXACT SPECIFICATION, INCLUDING ADDING YOUR COMPANY BRANDING OR DETAILS.

PLEASE CONTACT THE SALES OFFICE FOR MORE INFORMATION.

Flammable and Gaseous

 Danger Explosive material	 EX Danger Explosive atmosphere	 Danger Fire risk	 Danger Chlorine	 Danger Compressed gas	 Danger Acetylene
200 x 300 PVC 0913	200 x 300 SAV 13408 200 x 300 RPVC 13409	200 x 300 PVC 0900	200 x 300 PVC 0870	200 x 300 PVC 0915	200 x 300 PVC 0916
 Danger Highly flammable gases	 Danger Highly flammable gases Danger Highly flammable gases Danger Highly flammable gases Danger Highly flammable gases	 Danger Flammable liquid	 Danger Flammable liquid Danger Flammable liquid Danger Flammable liquid Danger Flammable liquid	 LPG Highly flammable	 LPG Highly flammable LPG Highly flammable LPG Highly flammable LPG Highly flammable
200 x 300 PVC 0904	100 x 150 PVC 0906	200 x 300 PVC 0910	100 x 150 PVC 0912	200 x 300 PVC 0907	100 x 150 PVC 0909
 Danger Highly flammable material	 Danger Highly flammable material Danger Highly flammable material Danger Highly flammable material Danger Highly flammable material	 Flammable solid	 Flammable liquid	 Flammable gas	 L.P.G. Highly flammable
200 x 300 PVC 0901	100 x 150 PVC 0903	200 x 300 SAV 11173 200 x 300 RPVC 11174	200 x 300 SAV 11175 200 x 300 RPVC 11176	200 x 300 SAV 11177 200 x 300 RPVC 11178	200 x 300 SAV 11135 200 x 300 RPVC 11136 400 x 600 SAV 11137 400 x 600 RPVC 11138
 Danger Highly flammable material Danger Highly flammable material	 Danger Highly flammable gases Danger Highly flammable gases	 Danger Oxygen Danger Oxygen	 LPG Highly flammable LPG Highly flammable	 Highly flammable Highly flammable Highly flammable Highly flammable Highly flammable Highly flammable	
150 x 200 PVC 0902	150 x 200 PVC 0905	150 x 200 PVC 0914	150 x 200 PVC 0908	100 x 100 PVC 0802	
 Danger Flammable liquid	 Danger Highly flammable material	 Danger Harmful fumes	 LPG Highly flammable	 Highly flammable	
200 x 50 PVC 5107	200 x 50 PVC 5105	200 x 50 PVC 5103	200 x 50 PVC 5106	300 x 100 SAV 12569 600 x 200 RPVC 12568	
 Danger Toxic	 Danger Compressed gas	 Danger Fire risk	 Highly flammable No smoking No naked lights	 L.P.G. Highly flammable	
200 x 50 PVC 5102	200 x 50 PVC 5108	200 x 50 PVC 5104	300 x 100 SAV 14878 600 x 200 RPVC 14294	300 x 100 SAV 11187 300 x 100 RPVC 11188 600 x 200 SAV 11189 600 x 200 RPVC 11190	



Access and Situational Awareness



200 x 300 SAV 11149
200 x 300 RPVC 11150
400 x 600 SAV 11151
400 x 600 RPVC 11152



200 x 300 PVC 1111



200 x 300 SAV 11131
200 x 300 RPVC 11132
400 x 600 SAV 11133
400 x 600 RPVC 11134



200 x 300 PVC 0956
297 x 420 PP 16202



200 x 300 PVC 0957



200 x 300 PVC 0954
400 x 600 PVC 4101



600 x 200 RPVC 12562



300 x 100 SAV 11207
300 x 100 RPVC 11208
600 x 200 SAV 11209
600 x 200 RPVC 11210



300 x 100 SAV 11109
300 x 100 RPVC 11110
600 x 200 SAV 11111
600 x 200 RPVC 11112



300 x 100 SAV 11183
300 x 100 RPVC 11184
600 x 200 SAV 11185
600 x 200 RPVC 11186



300 x 100 SAV 11107
300 x 100 RPVC 11108



200 x 300 RPVC 13998
200 x 300 PVC 1110
400 x 600 RPVC 13955
400 x 600 PVC 4103



200 x 300 SAV 11113
200 x 300 RPVC 11114
400 x 600 SAV 11115
400 x 600 RPVC 11116



200 x 300 PVC 1155



200 x 300 SAV 15058
200 x 300 RPVC 15059
400 x 600 SAV 15060
400 x 600 RPVC 15061



200 x 300 PVC 1152
400 x 600 PVC 4105



200 x 300 SAV 11043
200 x 300 RPVC 11044
400 x 600 SAV 11045
400 x 600 RPVC 11046



200 x 300 PVC 1105



200 x 50 PVC 5112



600 x 200 RPVC 12565



600 x 200 RPVC 12566



200 x 50 PVC 5110



200 x 50 PVC 5109



200 x 300 SAV 11195
200 x 300 RPVC 11196
400 x 600 SAV 11197
400 x 600 RPVC 11198



200 x 300 PVC 1200
400 x 600 PVC 4104



200 x 300 PVC 1203
400 x 600 PVC 4106



200 x 300 PVC 1151



200 x 300 SAV 11095
200 x 300 RPVC 11096
400 x 600 SAV 11097
400 x 600 RPVC 11098



148 x 210 RPVC 15017



200 x 300 PVC 1150



600 x 450 SAV 11225
600 x 450 RPVC 11226



600 x 450 SAV 11223
600 x 450 RPVC 11224



600 x 450 SAV 11121
600 x 450 RPVC 11122



600 x 450 SAV 11123
600 x 450 RPVC 11124



300 x 200 RPVC 14020

Material Key

SAV	Self Adhesive Vinyl
RPVC	Rigid 1mm PVC Board (Non Adhesive)
PVC	Self Adhesive Semi Rigid PVC
PVC	2mm Vandal Resistant Polycarbonate
CRX	Lightweight Corrugated Plastic
PP	1.2mm Recyclable Polypropylene

KEY

2
6

The number seen in a black circle indicates the number of signs per sheet.

THE SIZE INDICATED BELOW THE SIGN IS THE FINAL SIZE OF THE INDIVIDUAL SIGN ONCE IT HAS BEEN CUT OUT OF THE SHEET.

CROP MARKS ARE INCLUDED FOR EASY CUTTING AND SEPARATION.



200 x 300 SAV 11125
200 x 300 RPVC 11126
400 x 600 SAV 11127
400 x 600 RPVC 11128



200 x 300 CRX 12478
400 x 600 PVC 4108



200 x 300 SAV 11099
200 x 300 RPVC 11100
400 x 600 SAV 11101
400 x 600 RPVC 11102



200 x 300 PVC 1104
400 x 600 PVC 4110



400 x 600 PVC 4109



200 x 300 SAV 11227
200 x 300 RPVC 11228
400 x 600 SAV 11229
400 x 600 RPVC 11230



600 x 400 PVC 4008



600 x 400 SAV 14433
600 x 400 RPVC 14434



600 x 450 CRX 12479



600 x 400 PVC 4005
600 x 400 RPVC 13956



600 x 400 PVC 4006



600 x 200 RPVC 12567



300 x 100 SAV 11211
300 x 100 RPVC 11212
600 x 200 SAV 11213
600 x 200 RPVC 11214



300 x 100 SAV 12380
600 x 200 RPVC 12379



300 x 100 SAV 14435
300 x 100 RPVC 14436



300 x 100 SAV 12382
600 x 200 RPVC 12381



400 x 600 PVC 4102



200 x 300 PVC 1103



300 x 400 RPVC 15052



200 x 300 RPVC 13962



200 x 300 PVC 0958



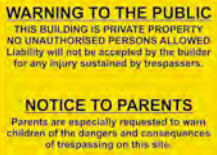
200 x 300 PVC 13954



450 x 300 RPVC 15016



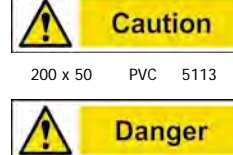
600 x 450 PVC 4004



600 x 450 SAV 12402
600 x 450 RPVC 12403



600 x 450 SAV 12400
600 x 450 RPVC 12401



200 x 50 PVC 5113



200 x 50 PVC 5114



200 x 300 SAV 11157
200 x 300 RPVC 11158
400 x 600 SAV 11159
400 x 600 RPVC 11160



200 x 300 PVC 1112



200 x 300 PVC 1307
400 x 600 PVC 4107



200 x 300 SAV 11057
200 x 300 RPVC 11058
400 x 600 SAV 11059
400 x 600 RPVC 11060



200 x 300 PVC 1306
200 x 300 PVC 3540



200 x 300 SAV 11179
200 x 300 RPVC 11180



200 x 300 PVC 1206



200 x 300 PVC 1115



200 x 300 PVC 1102




200 x 300 PVC 1301



200 x 300 PVC 1300



200 x 300 PVC 1100




200 x 300 PVC 1205



200 x 300 PVC 1180




200 x 300 PVC 1113
210 x 297 PP 16203




200 x 300 PVC 0951



100 x 100 PVC 0804



100 x 100 SAV 11047
100 x 100 RPVC 11048
200 x 200 SAV 11049
200 x 200 RPVC 11050
400 x 400 SAV 11051
400 x 400 RPVC 11052



200 x 300 SAV 11153
200 x 300 RPVC 11154



200 x 300 SAV 11155
200 x 300 RPVC 11156



200 x 300 SAV 13987
200 x 300 RPVC 13988




200 x 300 PVC 0953
400 x 600 PVC 4100
297 x 420 PP 16204




297 x 420 RPVC 15057




CCTV Security




200 x 300 SAV 11215
200 x 300 RPVC 11216
400 x 600 SAV 11217
400 x 600 RPVC 11218




148 x 210 RPVC 11929
200 x 300 PVC 1311
200 x 300 PVC 3545




200 x 300 PVC 1312




200 x 300 PVC 1313




300 x 200 PVC 1607




200 x 50 PVC 5254




300 x 400 SAV 11233
300 x 400 RPVC 11234




300 x 400 SAV 11231
300 x 400 RPVC 11232




148 x 210 SAV 15020
148 x 210 RPVC 15021



300 x 400 SAV 11235
300 x 400 RPVC 11236



300 x 400 SAV 11237
300 x 400 RPVC 11238



300 x 400 SAV 13344
300 x 400 RPVC 13345

The sign below is supplied with your details printed.

Please remember to supply this information when ordering.



IN THE KNOW


Since 1st March 2000 businesses operating a CCTV system must comply with the Data Protection Act 1998. This means that individuals are able to exercise their rights under the act and **'appropriately sized signs should be placed in and around areas where CCTV cameras are to be located'**.

The signs should **'identify the owner/operator of the system and the purpose for which the data may be used'**. If the correct signs are not used, businesses will be in breach of the law and a counter claim may be launched when CCTV evidence is used in a prosecution.

Temperature



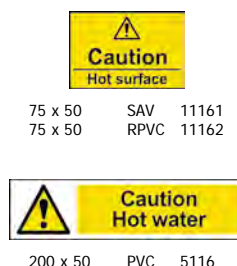
200 x 300 PVC 1303



100 x 150 PVC 1316



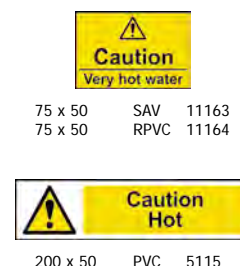
100 x 150 PVC 1309



75 x 50 SAV 11161
75 x 50 RPVC 11162



200 x 50 PVC 5116



75 x 50 SAV 11163
75 x 50 RPVC 11164



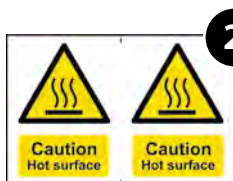
200 x 50 PVC 5115



300 x 400 RPVC 15029



200 x 300 PVC 1305



150 x 200 PVC 1315



150 x 200 PVC 1308



150 x 200 PVC 1304

HAVE YOU CONSIDERED?



200 x 50 PVC 5213



200 x 50 PVC 5051

Noise



200 x 300 PVC 1207



300 x 200 PVC 1209



300 x 200 PVC 1208

Asbestos



200 x 300 SAV 11139
200 x 300 RPVC 11140
400 x 600 SAV 11141
400 x 600 RPVC 11142



200 x 300 PVC 1250



200 x 300 PVC 1318



200 x 300 PVC 1251



300 x 100 SAV 11191
300 x 100 RPVC 11192
600 x 200 SAV 11193
600 x 200 RPVC 11194



150 x 200 PVC 1317

Material Key

SAV	Self Adhesive Vinyl
RPVC	Rigid 1mm PVC Board (Non Adhesive)
PVC	Self Adhesive Semi Rigid PVC
PPC	2mm Vandal Resistant Polycarbonate
PP	1.2mm Recyclable Polypropylene

KEY

2
6

The number seen in a black circle indicates the number of signs per sheet.

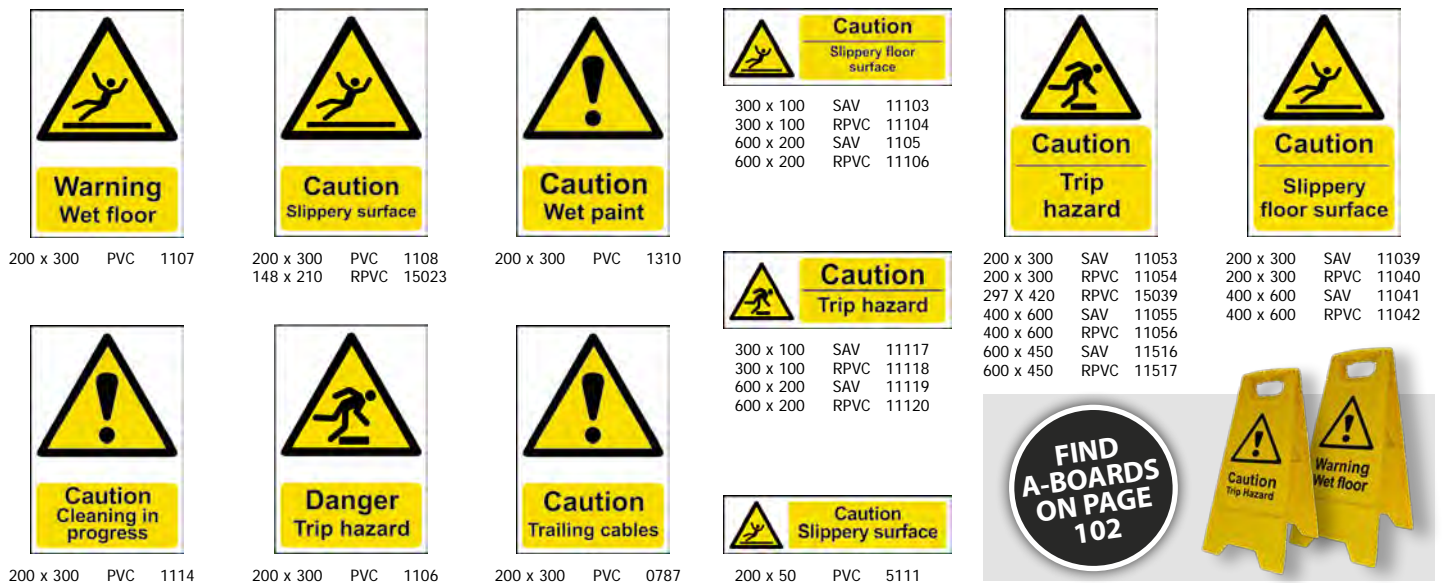
THE SIZE INDICATED BELOW THE SIGN IS THE FINAL SIZE OF THE INDIVIDUAL SIGN ONCE IT HAS BEEN CUT OUT OF THE SHEET.

CROP MARKS ARE INCLUDED FOR EASY CUTTING AND SEPARATION.

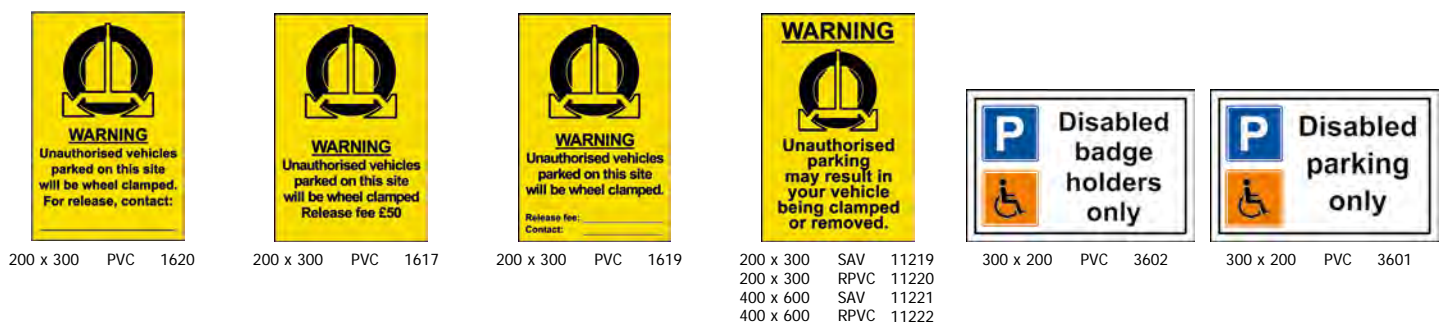
Hospital and Radiology



Cleaning



Parking



Agricultural



200 x 300 PVC 13816
200 x 300 CRX 13817



200 x 300 PVC 1005



200 x 300 SAV 13798
200 x 300 RPVC 13799
400 x 600 SAV 13800
400 x 600 RPVC 13801



200 x 300 PVC 13804
200 x 300 CRX 13805



200 x 300 PVC 13806
200 x 300 CRX 13807



300 x 100 SAV 13802
300 x 100 RPVC 13803



200 x 300 PVC 13809
200 x 300 CRX 13810



200 x 300 PVC 13820
200 x 300 CRX 13821



200 x 300 PVC 13818
200 x 300 CRX 13819



200 x 300 PVC 0764



100 x 150 PVC 13835



200 x 50 PVC 13830



300 x 100 SAV 13831
300 x 100 RPVC 13832



200 x 300 PVC 13811
200 x 300 CRX 13812



200 x 300 SAV 13824
200 x 300 RPVC 13825



200 x 300 SAV 13826
200 x 300 RPVC 13827



200 x 300 PVC 1001



200 x 300 PVC 0950



150 x 200 PVC 0955



200 x 300 PVC 13813



200 x 300 PVC 1003



200 x 300 PVC 1002



200 x 300 PVC 0861



200 x 300 SAV 11167
200 x 300 RPVC 11168



200 x 300 PVC 0952



200 x 300 PVC 1115



200 x 300 SAV 13794
200 x 300 RPVC 13795
400 x 600 SAV 13796
400 x 600 RPVC 13797



200 x 300 RPVC 13822
200 x 300 CRX 13823



200 x 300 PVC 1330



200 x 300 SAV 13828
200 x 300 RPVC 13829



600 x 400 RPVC 14212

Material Key

SAV	Self Adhesive Vinyl
RPVC	Rigid 1mm PVC Board (Non Adhesive)
PVC	Self Adhesive Semi Rigid PVC
CRX	Lightweight Corrugated Plastic

KEY

2
6

The number seen in a black circle indicates the number of signs per sheet.

THE SIZE INDICATED BELOW THE SIGN IS THE FINAL SIZE OF THE INDIVIDUAL SIGN ONCE IT HAS BEEN CUT OUT OF THE SHEET.

CROP MARKS ARE INCLUDED FOR EASY CUTTING AND SEPARATION.

Multi-Message



600 x 400 PVC 4010



600 x 400 PVC 4011



600 x 400 PVC 4012



600 x 400 PVC 4013



600 x 400 PVC 4014



600 x 400 PVC 4015



600 x 400 PVC 4016



600 x 400 PVC 4017



600 x 400 PVC 4018



600 x 400 PVC 4019



600 x 400 PVC 4025



600 x 400 PVC 4030



600 x 400 PVC 4031



600 x 400 RPVC 16095



500 x 300 RPVC 15019



Site Surveys

FIND OUT HOW SITE SURVEYS CAN HELP YOUR BUSINESS PLEASE CONTACT OUR SALES TEAM.

By law the correct safety signage should be displayed in the appropriate locations and to current legal standards. A Site Survey is advisable if you are unsure of your legal obligations or have been notified by a regulatory body that your current signage is not adequate.

- Site Surveys identify the signs you need, including size, positioning and materials, as well as any bespoke sign manufacturing service needs.
- Site Surveys also provide advice on ensuring the safety of you and your staff, including Lockout Tagout and Asset Management.



Material Key

PVC	Self Adhesive Semi Rigid PVC
RPVC	Rigid 1mm PVC Board (Non Adhesive)

WE CAN PRODUCE SIGNS TO SUIT YOUR EXACT SPECIFICATION, INCLUDING ADDING YOUR COMPANY BRANDING OR DETAILS. PLEASE CONTACT THE SALES OFFICE FOR MORE INFORMATION.

Lorry Halt

Easy to use, Lorry Halt prevents the movement of vehicles whilst they are being loaded or unloaded.

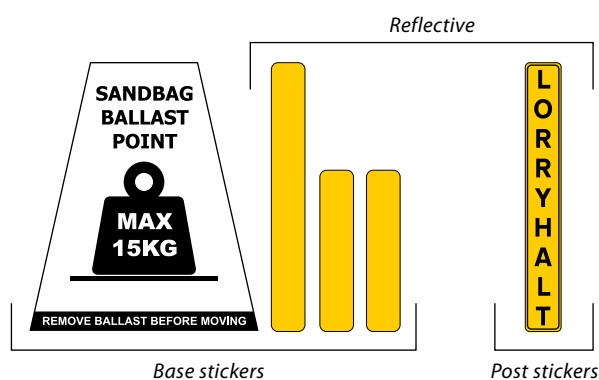
- Simple to use wheel based unit made from powder coated metal.
- The lorry halt is telescopic and easy to adjust to the required height.
- Supplied flat packed including stickers.
- Full assembly instructions are also included.

Total weight base empty - 8.06kg

Total weight base full - 25.66kg

(External sand bag weight additional)

Included Stickers



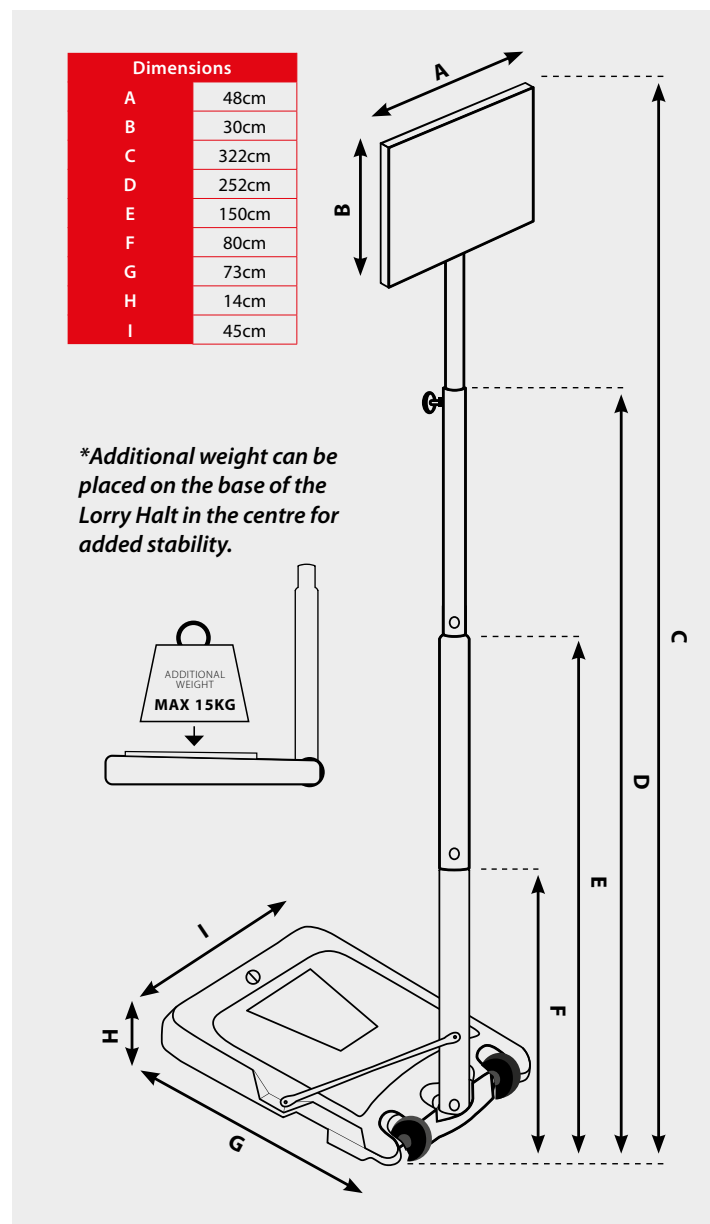
Description	Code
Lorry Halt	17230

Example alternate signs that can be used with our lorry halt:



Customisation options available.

**Stand design may vary slightly from image shown*





Taktyl® Braille Signs

Fire Exit and Safe Condition

Fire Extinguishers and Equipment

Mandatory

Prohibition

Hazard Warning

Finger Plates

General Information and Wayfinding

TAKTYLE BRAILLE SIGNS

What is Taktyle®?

Taktyle® is the leading brand of Braille signs, making them the preferred choice wherever Braille signs are specified. The Taktyle® brand was created in 1994 and has worked with the Royal National Institute for the Blind, Centre for Accessible Environments, Sensory Advisory Council, School for the Visually Impaired, Resource Centres and Home for the Elderly. The cumulation of this has been the production of a 'definitive design' to meet the demands for all these sectors.

Why is the Taktyle® range different?

These signs feature Braille and in addition we raise the pictogram and put a raised border around the sign (where possible), providing tactile additions for those who are visually impaired, but have not learned Braille. In addition to this, for non-safety sign colours we feature 2 main colours, this ensures that whatever the colour background the signs are put onto there is a contrasting colour available.

Can you make bespoke Taktyle Signage?

Although we offer a wide range of Fire Safety, Prohibition, Mandatory, Hazard and General Architectural Signs within the Taktyle range. Our inhouse manufacturing capability enables us to manufacture custom signs, made to your individual requirements. Simply contact us to discuss your requirements.

What's the best location for Taktyle Signage?

It is essential that Taktyle signs are accessible to touch and are positioned at a consistent height around any building, and working to the disability act to accommodate wheelchair users. Signage needs to stand out clearly in any given environment, so using contrasting colours against wall backgrounds is also important.

THE DISABILITY DISCRIMINATION ACT 1996 (DDA)

On the 1st October 2004 the Government implemented Part III of the Disability Discrimination Act. Part III of the act applies to any person, organisation or entity which is concerned with the provision in the United Kingdom of services (including goods and facilities) to the public or a section of the public.

This will mean that 'reasonable adjustments' in relation to the physical features of their premises must be made to overcome physical barriers to access. Taktyle signs are often included in these adjustments.



IN THE KNOW


According to the (RNIB), there are more than 2 million people in the UK living with sight loss and of these there are around 350k people registered blind or partially sighted. There is also an estimate of the number of people with sight loss is expected to rise to 2.7mil by 2030.

(*Source: RNIB)



Custom Design

CONTACT US TO SEE HOW WE CAN CREATE
BESPOKE SAFETY SIGNS TO SUIT YOUR NEEDS.



Signs for the visually impaired

- *Made from moulded matt finish plastic to prevent reflections.*
- *Patented locating ring – guides the hand to the centre where the information can easily be found.*
- *Smooth contour lettering and pictograms.*
- *Self Adhesive backing for instant fixing.*
- *One piece die-moulded construction provides high quality at a low cost.*
- *Light and dark colour backgrounds available to highlight colour contrast of background walls.*



Site Surveys

FIND OUT HOW SITE SURVEYS CAN HELP YOUR BUSINESS PLEASE CONTACT OUR SALES TEAM.

By law the correct safety signage should be displayed in the appropriate locations and to current legal standards. A Site Survey is advisable if you are unsure of your legal obligations or have been notified by a regulatory body that your current signage is not adequate.

- Site Surveys identify the signs you need, including size, positioning and materials, as well as any bespoke sign manufacturing service needs.
- Site Surveys also provide advice on ensuring the safety of you and your staff, including Lockout Tagout and Asset Management.



Fire Exit and Safe Condition



450 x 150 TAK TK0531BSI
450 x 150 TAKPh TK0531BSIPH



450 x 150 TAK TK0532BSI
450 x 150 TAKPh TK0532BSIPH



450 x 150 TAK TK0533BSI
450 x 150 TAKPh TK0533BSIPH



450 x 150 TAK TK0534BSI
450 x 150 TAKPh TK0534BSIPH



450 x 150 TAK TK0535BSI
450 x 150 TAKPh TK0535BSIPH



450 x 150 TAK TK0536BSI
450 x 150 TAKPh TK0536BSIPH



450 x 150 TAK TK0537BSI
450 x 150 TAKPh TK0537BSIPH



450 x 150 TAK TK0538BSI
450 x 150 TAKPh TK0538BSIPH



450 x 150 TAK TK0520BSI
450 x 150 TAKPh TK0520BSIPH



450 x 150 TAK TK0521BSI
450 x 150 TAKPh TK0521BSIPH



450 x 150 TAK TK0522BSI
450 x 150 TAKPh TK0522BSIPH



450 x 150 TAK TK0523BSI
450 x 150 TAKPh TK0523BSIPH



450 x 150 TAK TK0524BSI
450 x 150 TAKPh TK0524BSIPH



450 x 150 TAK TK0525BSI
450 x 150 TAKPh TK0525BSIPH



450 x 150 TAK TK0526BSI
450 x 150 TAKPh TK0526BSIPH



450 x 150 TAK TK0527BSI
450 x 150 TAKPh TK0527BSIPH



450 x 125 TAK TK0120BSI
450 x 125 TAKPh TK0120BSIPH



450 x 125 TAK TK0122BSI
450 x 125 TAKPh TK0122BSIPH



300 x 150 TAK TK0800BSI
300 x 150 TAKPh TK0800BSIPH



300 x 150 TAK TK0500BSI
300 x 150 TAKPh TK0500BSIPH



300 x 150 TAK TK0530BSI
300 x 150 TAKPh TK0530BSIPH



300 x 150 TAK TK3780BSI
300 x 150 TAKPh TK3780BSIPH



IN THE KNOW

Our high intensity photoluminescent Taktype Braille signs have been tested to DIN 67510 Part 1 - 4 specification, which exceeds international standard for flammability, smoke and toxicity.

These signs are reverse printed on moulded matt finish plastic to prevent reflection. The patented locating ring guides the hand to the centre where the information can easily be found.

The one piece die-moulded construction ensures that the raised lettering and images have smooth contours and do not run the risk of dropping out or being damaged from persistent use.



Example of how our photoluminescent signs react in different lighting conditions.

Fire Extinguishers and Equipment

The Safety Signs and Signals Regulations 1996 state that non-automatic fire fighting equipment should be marked with an appropriate permanent sign.



300 x 150 TAK TK0902BSI
300 x 150 TAKPh TK0902BSIPH



300 x 150 TAK TK0903BSI
300 x 150 TAKPh TK0903BSIPH



150 x 150 TAK TK0901BSI
150 x 150 TAKPh TK0901BSIPH



150 x 150 TAK TK0900BSI
150 x 150 TAKPh TK0900BSIPH

Mandatory

These signs convey an action that must be carried out. The 'white on blue' colour scheme is designated by the Safety Signs and Signals Regulations 1996.



TK0201BSI
TK0201BSIPH
150 x 150 TAK
150 x 150 TAKPh



TK0700BSI
TK0700BSIPH
150 x 150 TAK
150 x 150 TAKPh



TK0110BSI
TK0110BSIPH
150 x 150 TAK
150 x 150 TAKPh



300 x 150 TAK TK3807BSI



TK0701BSI
TK0701BSIPH
150 x 150 TAK
150 x 150 TAKPh

Prohibition



300 x 150 TAK TK0650BSI



300 x 150 TAK TK0651BSI



300 x 150 TAK TK0600BSI



300 x 150 TAK TK0601BSI



300 x 150 TAK TK0653BSI

Hazard Warning



300 x 150 TAK TK3800BSI



300 x 150 TAK TK3802BSI



300 x 150 TAK TK3803BSI



300 x 150 TAK TK3804BSI



300 x 150 TAK TK3806BSI



Custom Design

GET IN TOUCH FOR MORE INFORMATION

As manufacturers we have total control of the production process for our Taktype Braille signs. If you have a specific request, including custom colours or logos, Please give our sales office a call and we will be pleased to help.

Material Key

TAK Reverse Printed and Moulded Plastic
TAKPH Taktype Photoluminescent

KEY

2
6

The number seen in a black circle indicates the number of signs per sheet.

FIND OUR FULL RANGE OF
PHOTOLUMINESCENT SIGNS
FROM PAGE 76

Finger Plates

Taktype finger plate signs are ideal for placing next to entrances or onto doors to give both safety and directional information.

Reverse printed for lasting image quality even when used as a finger plate, the Braille lettering on the sign allows the message to be read by partially sighted persons. Each sign comes with a self adhesive backing for instant fixing.



75 x 300
75 x 300
TAK TK5054BSI
TAKPh TK5054BSIPH



75 x 300
75 x 300
TAK TK5055BSI
TAKPh TK5055BSIPH



75 x 300
75 x 300
TAK TK5056BSI
TAKPh TK5056BSIPH



75 x 300
75 x 300
TAK TK5057BSI
TAKPh TK5057BSIPH



75 x 300
75 x 300
TAK TK5050BSI
TAKPh TK5050BSIPH



75 x 300
75 x 300
TAK TK5051BSI
TAKPh TK5051BSIPH



75 x 300
75 x 300
TAK TK5052BSI
TAKPh TK5052BSIPH



75 x 300
75 x 300
TAK TK5053BSI
TAKPh TK5053BSIPH



75 x 300
TAK TK5002BSI




75 x 300
TAK TK5001BSI



75 x 300
TAK TK5000BSI



75 x 300
TAK TK5003BSI



75 x 300
TAK TK5101BSI



75 x 300
TAK TK5100BSI



75 x 300
TAK TK5102BSI



75 x 300
TAK TK5103BSI



General Information and Wayfinding

Our range of Taktype information and wayfinding signs has been manufactured in two colour schemes, a white background with black text and icons or a blue background with white text and icons. This ensures that regardless of the background colour a contrasting sign option is always available, aiding the visually impaired to locate the sign.

The following signs are available in:



Blue with white text and icons



White with black text and icons



TK0316BKWH
TK0316WHBL
300 x 150 TAK
300 x 150 TAK



TK0317BKWH
TK0317WHBL
300 x 150 TAK
300 x 150 TAK



TK2030BKWH
TK2030WHBL
225 x 150 TAK
225 x 150 TAK



TK2033BKWH
TK2033WHBL
225 x 150 TAK
225 x 150 TAK



TK0030BKWH
TK0030WHBL
225 x 150 TAK
225 x 150 TAK



TK0031BKWH
TK0031WHBL
225 x 150 TAK
225 x 150 TAK



TK0352BKWH
TK0352WHBL
300 x 150 TAK
300 x 150 TAK



TK0353BKWH
TK0353WHBL
300 x 150 TAK
300 x 150 TAK



TK2254BKWH
TK2254WHBL
225 x 150 TAK
225 x 150 TAK



TK2255BKWH
TK2255WHBL
225 x 150 TAK
225 x 150 TAK



TK2256BKWH
TK2256WHBL
225 x 150 TAK
225 x 150 TAK



TK2257BKWH
TK2257WHBL
225 x 150 TAK
225 x 150 TAK



TK0313BKWH
TK0313WHBL
300 x 150 TAK
300 x 150 TAK



TK2270BKWH
TK2270WHBL
300 x 150 TAK
300 x 150 TAK



TK0022BKWH
TK0022WHBL
225 x 150 TAK
225 x 150 TAK



TK2402BKWH
TK2402WHBL
225 x 150 TAK
225 x 150 TAK



TK2251BKWH
TK2251WHBL
225 x 150 TAK
225 x 150 TAK



TK2253BKWH
TK2253WHBL
225 x 150 TAK
225 x 150 TAK



TK2258BKWH
TK2258WHBL
225 x 150 TAK
225 x 150 TAK



TK0235BKWH
TK0235WHBL
225 x 150 TAK
225 x 150 TAK



TK0500BKWH
TK0500WHBL
225 x 150 TAK
225 x 150 TAK



TK2271BKWH
TK2271WHBL
300 x 150 TAK
300 x 150 TAK



TK2272BKWH
TK2272WHBL
300 x 150 TAK
300 x 150 TAK



TK0234BKWH
TK0234WHBL
225 x 150 TAK
225 x 150 TAK

Material Key

TAK Reverse Printed and Moulded Plastic

FIND OUR FULL RANGE OF PHOTOLUMINESCENT SIGNS
FROM PAGE 76



Enquiries

TK2275BKWH
TK2275WHBL
300 x 150 TAK
300 x 150 TAK



**Please Ring
for Assistance**

TK2652BKWH
TK2652WHBL
300 x 150 TAK
300 x 150 TAK



Exit

TK0501BKWH
TK0501WHBL
225 x 150 TAK
225 x 150 TAK



Exit

TK0502BKWH
TK0502WHBL
225 x 150 TAK
225 x 150 TAK



No Entry

TK0400BKWH
TK0400WHBL
225 x 150 TAK
225 x 150 TAK



**Staff
Room**

TK2486BKWH
TK2486WHBL
225 x 150 TAK
225 x 150 TAK



Enquiries

TK2276BKWH
TK2276WHBL
300 x 150 TAK
300 x 150 TAK



Enquiries

TK2277BKWH
TK2277WHBL
300 x 150 TAK
300 x 150 TAK



**Staff
Only**

TK2655BKWH
TK2655WHBL
225 x 150 TAK
225 x 150 TAK



**No Public
Access**

TK0401BKWH
TK0401WHBL
225 x 150 TAK
225 x 150 TAK



Private

TK2653BKWH
TK2653WHBL
225 x 150 TAK
225 x 150 TAK



**Braille
Room**

TK2454BKWH
TK2454WHBL
225 x 150 TAK
225 x 150 TAK



**Press for
Exit**

TK3751BKWH
TK3751WHBL
300 x 150 TAK
300 x 150 TAK



**No
Admittance**

TK3710BKWH
TK3710WHBL
300 x 150 TAK
300 x 150 TAK



**Waiting
Room**

TK2479BKWH
TK2479WHBL
300 x 150 TAK
300 x 150 TAK



**Mind The
Step**

TK0450BKWH
TK0450WHBL
300 x 150 TAK
300 x 150 TAK



Staff Only

TK2658BKWH
TK2658WHBL
300 x 150 TAK
300 x 150 TAK



**Alarm
Pull Cord**

TK3750BKWH
TK3750WHBL
225 x 150 TAK
225 x 150 TAK



TK0020BKWH
TK0020WHBL
150 x 225 TAK
150 x 225 TAK



TK0023BKWH
TK0023WHBL
150 x 225 TAK
150 x 225 TAK



TK0024BKWH
TK0024WHBL
150 x 225 TAK
150 x 225 TAK



TK0002BKWH
TK0002WHBL
150 x 225 TAK
150 x 225 TAK



TK0003BKWH
TK0003WHBL
150 x 225 TAK
150 x 225 TAK



TK0015BKWH
TK0015WHBL
150 x 225 TAK
150 x 225 TAK



TK0016BKWH
TK0016WHBL
150 x 225 TAK
150 x 225 TAK





TK2201BKWH
TK2201WHBL
300 x 150 TAK
300 x 150 TAK



TK2200BKWH
TK2200WHBL
300 x 150 TAK
300 x 150 TAK



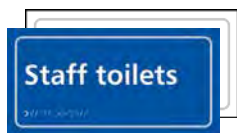
TK2203BKWH
TK2203WHBL
300 x 150 TAK
300 x 150 TAK



TK2208BKWH
TK2208WHBL
300 x 150 TAK
300 x 150 TAK



TK2202BKWH
TK2202WHBL
300 x 150 TAK
300 x 150 TAK



TK2204BKWH
TK2204WHBL
300 x 150 TAK
300 x 150 TAK



TK2206BKWH
TK2206WHBL
300 x 150 TAK
300 x 150 TAK



TK2205BKWH
TK2205WHBL
300 x 150 TAK
300 x 150 TAK



TK2000BKWH
TK2000WHBL
150 x 150 TAK
150 x 150 TAK



TK2010BKWH
TK2010WHBL
150 x 150 TAK
150 x 150 TAK



TK2004BKWH
TK2004WHBL
150 x 150 TAK
150 x 150 TAK



TK2003BKWH
TK2003WHBL
150 x 150 TAK
150 x 150 TAK



TK2036BKWH
TK2036WHBL
150 x 150 TAK
150 x 150 TAK



TK0004BKWH
TK0004WHBL
150 x 150 TAK
150 x 150 TAK



TK2005BKWH
TK2005WHBL
150 x 150 TAK
150 x 150 TAK



TK2006BKWH
TK2006WHBL
150 x 150 TAK
150 x 150 TAK



TK0021BKWH
TK0021WHBL
150 x 150 TAK
150 x 150 TAK



TK2040BKWH
TK2040WHBL
150 x 150 TAK
150 x 150 TAK



TK2001BKWH
TK2001WHBL
150 x 150 TAK
150 x 150 TAK



TK2002BKWH
TK2002WHBL
150 x 150 TAK
150 x 150 TAK



TK2011BKWH
TK2011WHBL
150 x 150 TAK
150 x 150 TAK



TK2012BKWH
TK2012WHBL
150 x 150 TAK
150 x 150 TAK



TK2400BKWH
TK2400WHBL
150 x 150 TAK
150 x 150 TAK



TK2041BKWH
TK2041WHBL
150 x 150 TAK
150 x 150 TAK



TK2042BKWH
TK2042WHBL
150 x 150 TAK
150 x 150 TAK



TK0300BKWH
TK0300WHBL
150 x 150 TAK
150 x 150 TAK



TK0301BKWH
TK0301WHBL
150 x 150 TAK
150 x 150 TAK



TK2401BKWH
TK2401WHBL
150 x 150 TAK
150 x 150 TAK

Mobile Training Unit

Manned and supported by the Spectrum team, our mobile training and exhibition unit is available for use nationwide. Designed to reach out to every type of customer the unit is ideal for staff training, events, exhibitions and open days.

Operating on a free of charge basis throughout the UK and Ireland our unit gives visitors the opportunity to gather information about the ranges offered by us first hand. Whilst also containing a wide range of demonstration products including Lockout Tagout, Tagging Systems and Safety Signs which provide a hands on approach to product knowledge and training.

Safety Signs

Road Signs





TK2207BKWH
TK2207WHBL
300 x 150 TAK
300 x 150 TAK



TK3556BKWH
TK3556WHBL
150 x 150 TAK
150 x 150 TAK



TK2473BKWH
TK2473WHBL
150 x 150 TAK
150 x 150 TAK



TK2474BKWH
TK2474WHBL
150 x 150 TAK
150 x 150 TAK



TK2475BKWH
TK2475WHBL
150 x 150 TAK
150 x 150 TAK



TK0231BKWH
TK0231WHBL
150 x 150 TAK
150 x 150 TAK



TK0232BKWH
TK0232WHBL
150 x 150 TAK
150 x 150 TAK



TK2032BKWH
TK2032WHBL
225 x 150 TAK
225 x 150 TAK



TK2031BKWH
TK2031WHBL
225 x 150 TAK
225 x 150 TAK



TK0314BKWH
TK0314WHBL
150 x 150 TAK
150 x 150 TAK



TK0315BKWH
TK0315WHBL
150 x 150 TAK
150 x 150 TAK



TK0310BKWH
TK0310WHBL
150 x 150 TAK
150 x 150 TAK



TK0311BKWH
TK0311WHBL
150 x 150 TAK
150 x 150 TAK



TK0230BKWH
TK0230WHBL
150 x 150 TAK
150 x 150 TAK



TK2100BKWH
TK2100WHBL
150 x 150 TAK
150 x 150 TAK



TK2101BKWH
TK2101WHBL
150 x 150 TAK
150 x 150 TAK



TK2102BKWH
TK2102WHBL
150 x 150 TAK
150 x 150 TAK



TK2103BKWH
TK2103WHBL
150 x 150 TAK
150 x 150 TAK



TK2104BKWH
TK2104WHBL
150 x 150 TAK
150 x 150 TAK



TK2250BKWH
TK2250WHBL
150 x 150 TAK
150 x 150 TAK



TK2252BKWH
TK2252WHBL
150 x 150 TAK
150 x 150 TAK



TK2654BKWH
TK2654WHBL
300 x 200 TAK
300 x 200 TAK



TK2105BKWH
TK2105WHBL
150 x 150 TAK
150 x 150 TAK



TK2106BKWH
TK2106WHBL
150 x 150 TAK
150 x 150 TAK



TK2107BKWH
TK2107WHBL
150 x 150 TAK
150 x 150 TAK



TK2108BKWH
TK2108WHBL
150 x 150 TAK
150 x 150 TAK



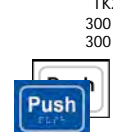
TK2109BKWH
TK2109WHBL
150 x 150 TAK
150 x 150 TAK



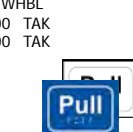
TK2701
150 x 150 TAK



TK0005BKWH
TK0005WHBL
150 x 150 TAK
150 x 150 TAK



TK0319BKWH
TK0319WHBL
100 x 75 TAK
100 x 75 TAK



TK0318BKWH
TK0318WHBL
100 x 75 TAK
100 x 75 TAK

Material Key

TAK Reverse Printed and Moulded Plastic

**FIND OUR FULL RANGE OF PHOTOLUMINESCENT SIGNS
FROM PAGE 76**



Photoluminescent

*Fire Exit and Evacuation
Safe Condition
Mandatory
Fire Exit and Evacuation
Safety Light Sticks
Tape and Floor Markings*

PHOTOLUMINESCENT

What are they

Our photoluminescent signs consist of a selection of our health and safety signs which are printed on a material that glows in the dark. This type of sign is often considered as an added benefit. In the light they perform like a standard sign but if there is an incident and the lights go out they remain visible for a period of time, allowing the message on the sign to be read in darkness.

Defining characteristics

Photoluminescent signs are a change in material rather than a change in sign message type, and therefore the basic characteristics of the sign (colours and message type) remain the same as their non-photoluminescent counterparts – Safe Condition, Mandatory etc. Photoluminescent signs require no power to light up, however they must be ‘charged up’ by natural or artificial light. Once the light goes out, the signs will glow for a period of time, the exact length of which depends upon the grade of material and the amount of light the sign has received prior to activation.

Our signs are manufactured on P.S.P.A Class B material, which is brighter than the standard Class A product commonly used in many photoluminescent safety signs, and can glow for up to 10 hours once fully charged. It has been tested to DIN67510 Part 1 – 4 for afterglow performance which exceeds the international standard for flammability, smoke and toxicity.

When to use them

Although there is no legal requirement to use photoluminescent versions of safety signs, the Fire Exit options are commonly requested as part of a comprehensive safety way guidance system (SWGS) in conjunction with photoluminescent wall strips and floor signage.

Photoluminescent versions of other types of signs can ensure that fire alarms or fire fighting equipment can still be located even in cases of poor lighting, smoke or lack of power.

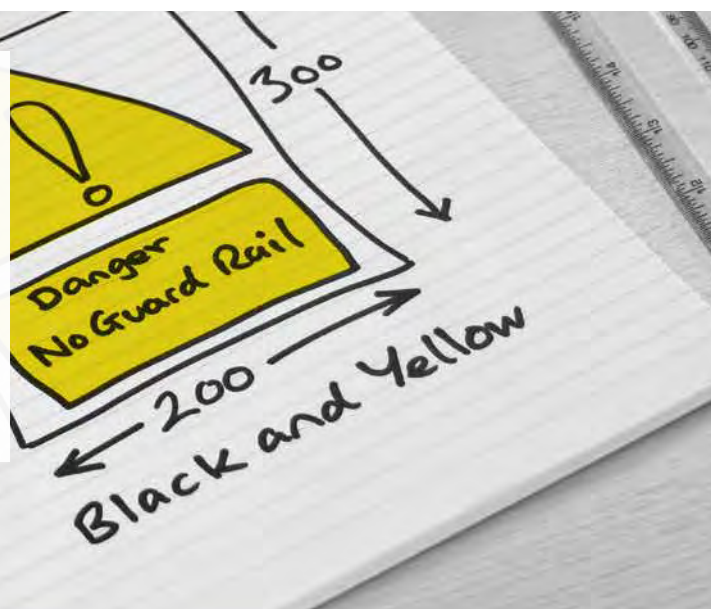


Custom Design

GET IN TOUCH FOR MORE INFORMATION

Our specialist manufacturing team have years of experience designing, producing and installing custom products across the UK.

Whether you are looking for customised site safety signs, hoarding graphics, banners, tapes, labels, industrial marking stencils or floor graphics, we are happy to help.




























In the event of a fire or emergency, the visibility of standard emergency signs can often be impaired by poor lighting, smoke or even lack of power. In these cases our Photoluminescent signs can provide an effective solution.

- High intensity flexible Vinyl or 1.3mm rigid material options.
- P.S.P.A Class B material - brighter compared to the standard Class A product usually used in safety signs.
- Tested to DIN 67510 Part 1 - 4 for afterglow performance which exceeds international standard for flammability, smoke and toxicity.
- Once fully charged will glow for over 10 hours.
- Visible even in complete darkness.
- UV resistant - suitable for internal and external use.
- Factory applied self adhesive backing.

Class 'C' options - Available on request

Fire Exit and Evacuation

 <p>400 x 150 PHS 17084 400 x 150 PHO 12414</p>					 <p>400 x 150 PHS 17080 400 x 150 PHO 12413 600 x 200 PHO 15064</p>					 <p>400 x 150 PHS 17082 400 x 150 PHO 12411</p>					 <p>400 x 150 PHS 17086 400 x 150 PHO 12410</p>					 <p>150 x 150 PHS 17040 150 x 150 PHO 12433</p>				
 <p>400 x 150 PHS 17083 400 x 150 PHO 12415</p>					 <p>400 x 150 PHS 17081 400 x 150 PHO 13368</p>					 <p>400 x 150 PHS 17085 400 x 150 PHO 12412</p>					 <p>400 x 150 PHS 17087 400 x 150 PHO 13367</p>					 <p>150 x 150 PHS 17041 150 x 150 PHO 12432</p>				
 <p>300 x 200 PHS 17091 300 x 200 PHO 1582</p>					 <p>300 x 200 PHS 17088 300 x 200 PHO 1580</p>					 <p>300 x 200 PHS 17090 300 x 200 PHO 1583</p>					 <p>300 x 200 PHS 17089 300 x 200 PHO 1581</p>					 <p>150 x 150 PHS 17020 150 x 150 PHO 1982</p>				
 <p>300 x 150 PHS 17093 300 x 150 PHO 12419</p>					 <p>300 x 150 PHS 17094 300 x 150 PHO 12416 400 x 125 PHS 17095 400 x 125 PHO 12417 600 x 150 PHS 17096 600 x 150 PHO 12418</p>					 <p>300 x 200 PHS 17097 300 x 200 PHO 0203</p>					 <p>300 x 200 PHS 17092 300 x 200 PHO 0204</p>					 <p>150 x 150 PHS 17021 150 x 150 PHO 1983</p>				
 <p>450 x 150 PHS 17099 450 x 150 PHO 1928</p>					 <p>450 x 150 PHS 17101 450 x 150 PHO 1929</p>					 <p>450 x 150 PHS 17102 450 x 150 PHO 1930</p>					 <p>450 x 150 PHS 17100 450 x 150 PHO 1931</p>					 <p>150 x 150 PHS 17098 150 x 150 PHO 1984</p>				

Material Key

PHS	Flexible Photoluminescent Vinyl
PHO	1.3mm Rigid Photoluminescent Board (Self Adhesive)

**FIND OUR FULL RANGE OF FIRE SAFETY
AND SAFE CONDITION FROM PAGE 14**

Safe Condition



200 x 300 PHS 17121
200 x 300 PHO 1586



200 x 300 PHS 17120
200 x 300 PHO 1594



100 x 150 PHS 17118
100 x 150 PHO 17119



100 x 150 PHS 17117
100 x 150 PHO 1589



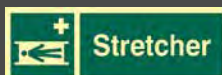
300 x 200 PHS 17122
300 x 200 PHO 1584



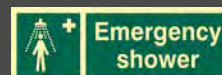
300 x 100 PHS 17107
300 x 100 PHO 12429



300 x 100 PHS 17108
300 x 100 PHO 12428



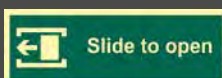
300 x 100 PHS 17109
300 x 100 PHO 12425



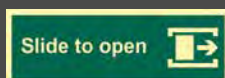
300 x 100 PHS 17110
300 x 100 PHO 12423



300 x 100 PHS 17111
300 x 100 PHO 12427



300 x 100 PHS 17112
300 x 100 PHO 13380



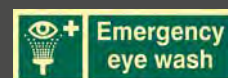
300 x 100 PHS 17113
300 x 100 PHO 13378



300 x 100 PHS 17114
300 x 100 PHO 12424



300 x 100 PHS 17115
300 x 100 PHO 12421



300 x 100 PHS 17116
300 x 100 PHO 12426



300 x 100 PHS 17127
300 x 100 PHO 13379



400 x 150 PHS 17123
400 x 150 PHO 12420



300 x 100 PHS 17124
300 x 100 PHO 12422
450 x 75 PHS 17125
450 x 75 PHO 1587
450 x 100 PHS 17126
450 x 100 PHO 1585

Mandatory



100 x 100 PHS 17128
100 x 100 PHO 17129



100 x 100 PHS 17130
100 x 100 PHO 0220



100 x 100 PHS 17131
100 x 100 PHO 17132



100 x 100 PHS 17133
100 x 100 PHO 17134



100 x 100 PHS 17135
100 x 100 PHO 17136




100 x 100 PHS 17137
100 x 100 PHO 17138



200 x 300 PHS 17139
200 x 300 PHO 12437



200 x 300 PHS 17140
200 x 300 PHO 0202



200 x 300 PHS 17141
200 x 300 PHO 12434



200 x 300 PHS 17142
200 x 300 PHO 12436



200 x 300 PHS 17143
200 x 300 PHO 1588




200 x 300 PHS 17144
200 x 300 PHO 0200



200 x 300 PHS 17145
200 x 300 PHO 0201

The visibility of standard emergency signs can often be impaired by poor lighting, smoke or even a lack of power. PPSA Class B material, tested to DIN 67510 Part 1-4, when fully charged will glow for 10+ hours.



Fire Exit and Evacuation

 <div>ENLARGED TO SHOW DETAIL</div>	 <div>ENLARGED TO SHOW DETAIL</div>	 <div>ENLARGED TO SHOW DETAIL</div>	 <div>ENLARGED TO SHOW DETAIL</div>	 <div>ENLARGED TO SHOW DETAIL</div>	 <div>ENLARGED TO SHOW DETAIL</div>	 <div>ENLARGED TO SHOW DETAIL</div>
 <div>WATER</div> <div>USE ON:</div> <div>Wood, paper and textiles</div> <div>DO NOT USE ON:</div> <div>Live electrical equipment</div> <div>Flammable liquid fires</div> <div>Flammable metal fires</div>	 <div>CO₂</div> <div>USE ON:</div> <div>Flammable liquids fires</div> <div>USE ON:</div> <div>Live electrical equipment</div> <div>DO NOT FOR:</div> <div>Wood, paper and textiles</div> <div>IMPORTANT: DO NOT hold horn when operating</div>	 <div>FOAM</div> <div>USE ON:</div> <div>Wood, paper and textiles</div> <div>USE ON:</div> <div>Flammable liquids fires</div> <div>DO NOT FOR:</div> <div>Live electrical equipment</div> <div>Flammable metal fires</div>	 <div>DRY POWDER</div> <div>USE ON:</div> <div>Wood, paper and textiles</div> <div>USE ON:</div> <div>Flammable liquids fires</div> <div>USE ON:</div> <div>Gaseous fires</div> <div>USE ON:</div> <div>Live electrical equipment</div>	 <div>WET CHEMICAL</div> <div>USE ON:</div> <div>Wood, paper and textiles</div> <div>USE ON:</div> <div>Cooking oils, deep fat fires</div> <div>DO NOT FOR:</div> <div>Flammable liquid fires</div> <div>DO NOT FOR:</div> <div>Live electrical equipment</div>	 <div>FIRE HOSE REEL</div> <div>USE ON:</div> <div>Wood, paper and textiles</div> <div>DO NOT USE ON:</div> <div>Live electrical equipment</div> <div>DO NOT USE ON:</div> <div>Flammable liquid fires</div> <div>DO NOT USE ON:</div> <div>Flammable metal fires</div>	 <div>Fire blanket</div> <div>Use for smothering fires</div> <div>Suitable for:</div> <div>Chip pan fires, waste bin fires, deep fat fires</div> <div>Suitable for:</div> <div>Wrapping around someone who's clothes are burning</div>
75 x 200 PHS 17166 75 x 200 PHO 1590 82 x 202 PHS 17167 82 x 202 PHO 12448	75 x 200 PHS 17170 75 x 200 PHO 1592 82 x 202 PHS 17171 82 x 202 PHO 12447	75 x 200 PHS 17168 75 x 200 PHO 1591 82 x 202 PHS 17169 82 x 202 PHO 12449	75 x 200 PHS 17172 75 x 200 PHO 1593 82 x 202 PHS 17173 82 x 202 PHO 12446	75 x 200 PHS 17174 75 x 200 PHO 1595	82 x 202 PHS 17160 82 x 202 PHO 12445	82 x 202 PHS 17159 82 x 202 PHO 12450
 <div>WATER</div>	 <div>FOAM</div>	 <div>CO₂</div>	 <div>DRY POWDER</div>	 <div>WET CHEMICAL</div>		
200 x 150 PHS 17175 200 x 150 PHO 17176	200 x 150 PHS 17177 200 x 150 PHO 17178	200 x 150 PHS 17179 200 x 150 PHO 17180	200 x 150 PHS 17181 200 x 150 PHO 17182	200 x 150 PHS 17183 200 x 150 PHO 17184		
 <div>WATER</div> <div>USE ON:</div> <div>Wood, Paper and Textiles</div> <div>DO NOT FOR:</div> <div>Live Electrical Equipment</div> <div>DO NOT FOR:</div> <div>Flammable liquids</div> <div>DO NOT FOR:</div> <div>Flammable metal fires</div>	 <div>FOAM</div> <div>USE ON:</div> <div>Wood, Paper and Textiles</div> <div>DO NOT FOR:</div> <div>Live Electrical Equipment</div> <div>DO NOT FOR:</div> <div>Flammable metal fires</div>	 <div>CO₂</div> <div>DO NOT FOR:</div> <div>Flammable liquids</div> <div>DO NOT FOR:</div> <div>Live Electrical Equipment</div> <div>DO NOT FOR:</div> <div>Wood, Paper and Textiles</div> <div>DO NOT FOR:</div> <div>Hold horn when operating</div>	 <div>DRY POWDER</div> <div>USE ON:</div> <div>Wood, Paper and Textiles</div> <div>DO NOT FOR:</div> <div>Flammable liquids</div> <div>DO NOT FOR:</div> <div>Gaseous Fires</div> <div>DO NOT FOR:</div> <div>Live Electrical Equipment</div>	 <div>WET CHEMICAL</div> <div>USE ON:</div> <div>Wood, paper and textiles</div> <div>DO NOT FOR:</div> <div>Cooking oils, deep fat fires</div> <div>DO NOT FOR:</div> <div>Flammable liquid fires</div> <div>DO NOT FOR:</div> <div>Flammable gases</div> <div>DO NOT FOR:</div> <div>Live electrical equipment</div>		
200 x 300 PHS 17161 200 x 300 PHO 1573	200 x 300 PHS 17162 200 x 300 PHO 1574	200 x 300 PHS 17163 200 x 300 PHO 1575	200 x 300 PHS 17164 200 x 300 PHO 1576	200 x 300 PHS 17165 200 x 300 PHO 1578		
 <div>Fire extinguisher</div>	 <div>Fire extinguisher</div>	 <div>Fire alarm call point</div>	 <div>Fire alarm</div>	 <div>Fire point</div>		
200 x 300 PHS 17146 200 x 300 PHO 1571	200 x 300 PHS 17147 200 x 300 PHO 12441	200 x 300 PHS 17149 200 x 300 PHO 12438	200 x 300 PHS 17148 200 x 300 PHO 1572	300 x 100 PHS 17155 300 x 100 PHO 12440		
	 <div>Fire hose reel</div>	 <div>Fire point</div>		 <div>Fire extinguisher</div>		
200 x 300 PHO 12452 400 x 600 PHO 12453	200 x 300 PHS 17150 200 x 300 PHO 12443	200 x 300 PHS 17153 200 x 300 PHO 1570	100 x 100 PHS 17156 100 x 100 PHO 1577	300 x 100 PHS 17154 300 x 100 PHO 12442		
			 <div>Fire alarm call point</div>	 <div>Fire alarm call point</div>		
				300 x 100 PHS 17157 300 x 100 PHO 12439		

We have a selection of fire safety equipment on page 28

Remember to comply with fire safety laws and have your fire extinguisher serviced regularly at the manufacturers recommended interval.



Safety Light Sticks

Description	Code
Green Light Stick (each)	13854
Orange Light Stick (each)	13855
Yellow Light Stick (each)	13856



IN THE KNOW

Multi-purpose, cool to the touch, water resistant light source.

- **CE & EN71 UN approved**
- **Glows for 12 hours +**
- **Non Flammable**
- **Non Toxic**



Tape and Floor Markings

Our photoluminescent tape is ideal for creating clear, easy to use way finding systems. Exceeds PSPA Class B for longevity and brightness.



20mm x 10m	PHS	13015
40mm x 10m	PHS	13016
80mm x 10m	PHS	13777



40mm x 10m (R)	PHS	13017
40mm x 10m (L)	PHS	13018
80mm x 10m (R)	PHS	13651
80mm x 10m (L)	PHS	13652




40mm x 10m	PHS	13019
80mm x 10m	PHS	13653



40mm x 10m	PHS	13020
80mm x 10m	PHS	13654



40mm x 10m	PHS	13382
80mm x 10m	PHS	13655



Material Key

PHS	Flexible Photoluminescent Vinyl
PHO	1.3mm Rigid Photoluminescent Board (Self Adhesive)

SEE PAGE 110 FOR OUR RANGE OF PHOTOLUMINESCENT FLOOR TAPE, ARROWS, DOTS AND FOOTPRINTS.



Meeting room

Interior Signs

Interior Signs

Finger Plates


Door Sign Discs

Door Slider and Plates

INTERIOR SIGNS


A range of signs comprising of our metal effect laminates and real metal, suitable for interior use.

Our interior signs are manufactured on an aluminium laminate, providing a prestige finish with ease of use but without the cost of thicker full metal signs.




Satin Anodised Aluminium

These real metal signs provide a hard wearing and prestigious method of displaying safety and access information.




Stainless Steel Effect Laminate

An aluminium laminate in a metallic silver colour with a subtle brushed finished, similar to stainless steel with a self adhesive back.




Polished Gold Effect Laminate

A metallic laminate with a gold coloured mirror-like finish and self adhesive back.



Polished Chrome Effect Laminate

An aluminium laminate with a polished mirror-like finish and a self adhesive back. Not suitable for exterior use.



Custom Design

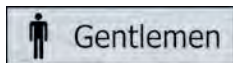
GET IN TOUCH FOR MORE INFORMATION

Our specialist manufacturing team have years of experience designing, producing and installing custom products across the UK.

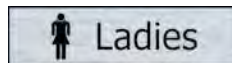
Whether you are looking for customised site safety signs, hoarding graphics, banners, tapes, labels, industrial marking stencils or floor graphics, we are happy to help.



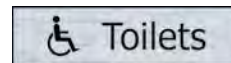
Stainless Steel Effect



200 x 50 SSE 6302



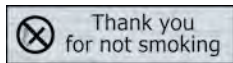
200 x 50 SSE 6303



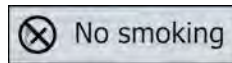
200 x 50 SSE 6306



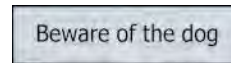
200 x 50 SSE 6304



200 x 50 SSE 6301



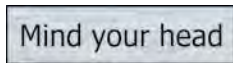
200 x 50 SSE 6300



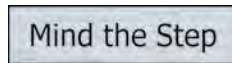
200 x 50 SSE 6316



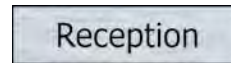
200 x 50 SSE 6305



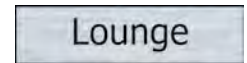
200 x 50 SSE 6312



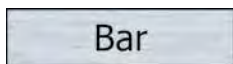
200 x 50 SSE 6311



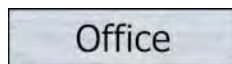
200 x 50 SSE 6314



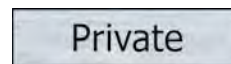
200 x 50 SSE 13845



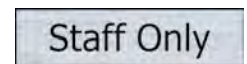
200 x 50 SSE 13846



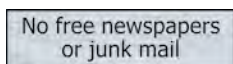
200 x 50 SSE 6313



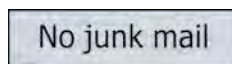
200 x 50 SSE 6307




200 x 50 SSE 6308



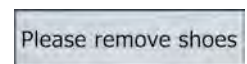
200 x 50 SSE 6315



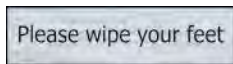
200 x 50 SSE 6317



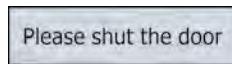
200 x 50 SSE 13850



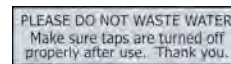
200 x 50 SSE 6318



200 x 50 SSE 13847



200 x 50 SSE 13853



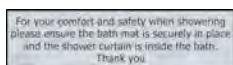
200 x 50 SSE 13849



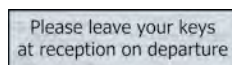
200 x 50 SSE 6309



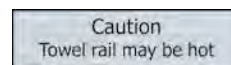
200 x 50 SSE 6310



200 x 50 SSE 13852



200 x 50 SSE 13848



200 x 50 SSE 13851

Lockout Signs

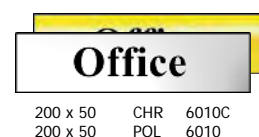
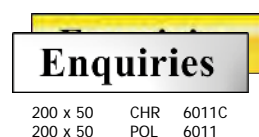
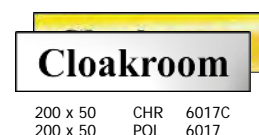
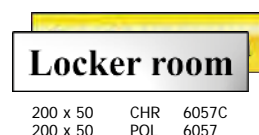
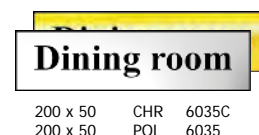
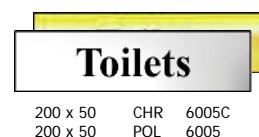
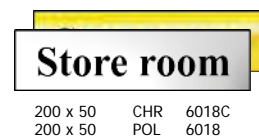
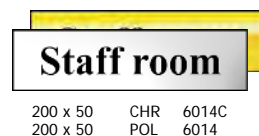
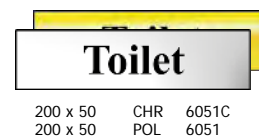
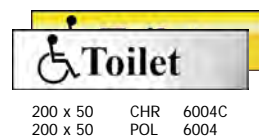

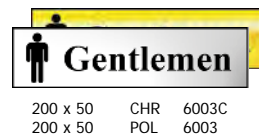
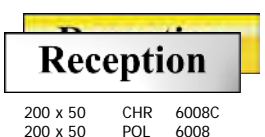
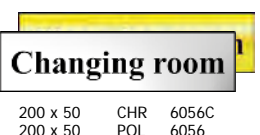

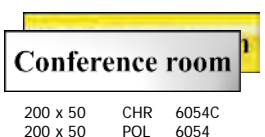
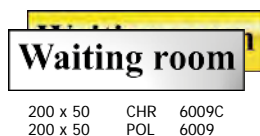
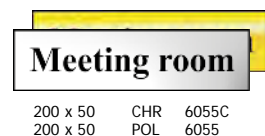
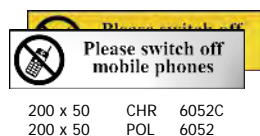
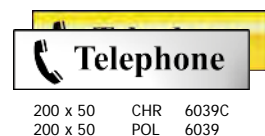
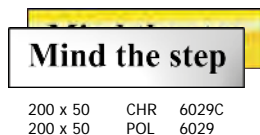
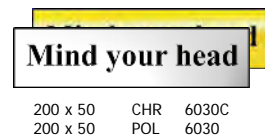

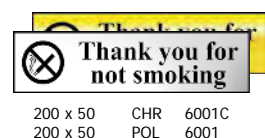
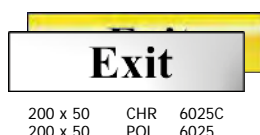

Highly visible signs for use as a reminder to adhere to Lockout procedures



The following signs are available in:

Polished Gold Effect

Polished Chrome Effect



Material Key

SSE	Stainless Steel Effect Laminate
CHR	Polished Chrome Effect (Self Adhesive)
POL	Polished Gold Effect Laminate (Self Adhesive)



**FIND OUR FULL
MATERIAL KEY ON PAGE 12**



Visitors

200 x 50 CHR 6048C
200 x 50 POL 6048

Manager

200 x 50 CHR 6015C
200 x 50 POL 6015

Staff only

200 x 50 CHR 6013C
200 x 50 POL 6013

Private

200 x 50 CHR 6012C
200 x 50 POL 6012

Lounge

200 x 50 CHR 6044C
200 x 50 POL 6044

Bar

200 x 50 CHR 6037C
200 x 50 POL 6037

NO HAWKERS

200 x 50 CHR 6046C
200 x 50 POL 6046

CALLERS WILL ONLY BE ALLOWED
ACCESS IF THEY HAVE AN APPOINTMENT
OR BY PRODUCING IDENTIFICATION
WHICH WILL BE CHECKED

200 x 50 CHR 6047C
200 x 50 POL 6047

Please keep closed

200 x 50 CHR 6019C
200 x 50 POL 6019

Please shut the gate

200 x 50 CHR 6443C
200 x 50 POL 6443

NO FREE NEWSPAPERS OR JUNK MAIL

200 x 50 CHR 6023C
200 x 50 POL 6023

No junk mail

200 x 50 CHR 6059C
200 x 50 POL 6059

Please wipe your feet

200 x 50 CHR 6022C
200 x 50 POL 6022

Please shut the door

200 x 50 CHR 6020C
200 x 50 POL 6020

Please use the back door

200 x 50 CHR 6049C
200 x 50 POL 6049

Please ring for attention

200 x 50 CHR 6021C
200 x 50 POL 6021

Push

200 x 50 CHR 6031C
200 x 50 POL 6031

Pull

200 x 50 CHR 6033C
200 x 50 POL 6033



200 x 50 CHR 6028C
200 x 50 POL 6028

PLEASE DO NOT WASTE WATER
Make sure taps are turned off
properly after use - Thank you.

200 x 50 CHR 6042C
200 x 50 POL 6042

CAUTION
Towel rail may be hot

200 x 50 CHR 6041C
200 x 50 POL 6041

BEWARE OF
THE DOG

200 x 50 CHR 6050C
200 x 50 POL 6050

PLEASE RE-USE YOUR BATH TOWELS
And help us to safeguard the environment
by reducing the laundry. If towels can be
re-used put them back on the rail. If not, put them
in the bin and they will be replaced - Thank you.

200 x 50 CHR 6043C
200 x 50 POL 6043

For your comfort and safety when showering
please ensure the bath mat is securely in place
and the shower curtain is inside the bath
- Thank you.

200 x 50 CHR 6040C
200 x 50 POL 6040

Please leave your keys
at reception on departure

200 x 50 CHR 6038C
200 x 50 POL 6038

P
U
S
H

6032C
6032

200 x 50 CHR
200 x 50 POL

P
U
L
L


6034C
6034

200 x 50 CHR
200 x 50 POL

The following signs are available in:

Black on Polished Gold Effect

Black on Polished Chrome Effect



200 x 50 CHR 6403C
200 x 50 POL 6403



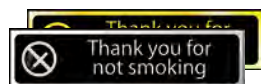
200 x 50 CHR 6404C
200 x 50 POL 6404



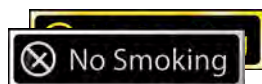
200 x 50 CHR 6402C
200 x 50 POL 6402



200 x 50 CHR 6405C
200 x 50 POL 6405



200 x 50 CHR 6401C
200 x 50 POL 6401



200 x 50 CHR 6400C
200 x 50 POL 6400



200 x 50 CHR 6433C
200 x 50 POL 6433



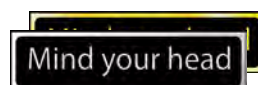
200 x 50 CHR 6406C
200 x 50 POL 6406



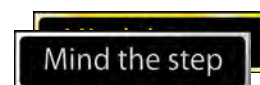
200 x 50 CHR 6441C
200 x 50 POL 6441



200 x 50 CHR 6442C
200 x 50 POL 6442



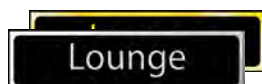
200 x 50 CHR 6409C
200 x 50 POL 6409



200 x 50 CHR 6411C
200 x 50 POL 6411



200 x 50 CHR 6412C
200 x 50 POL 6412



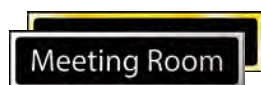
200 x 50 CHR 6414C
200 x 50 POL 6414



200 x 50 CHR 6415C
200 x 50 POL 6415



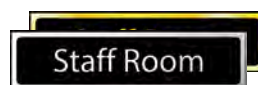
200 x 50 CHR 6410C
200 x 50 POL 6410



200 x 50 CHR 6437C
200 x 50 POL 6437



200 x 50 CHR 6434C
200 x 50 POL 6434



200 x 50 CHR 6436C
200 x 50 POL 6436



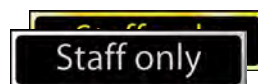
200 x 50 CHR 6438C
200 x 50 POL 6438



200 x 50 CHR 6440C
200 x 50 POL 6440



200 x 50 CHR 6435C
200 x 50 POL 6435



200 x 50 CHR 6408C
200 x 50 POL 6408



200 x 50 CHR 6407C
200 x 50 POL 6407



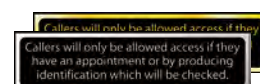
200 x 50 CHR 6424C
200 x 50 POL 6424



200 x 50 CHR 6413C
200 x 50 POL 6413



200 x 50 CHR 6431C
200 x 50 POL 6431



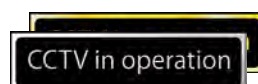
200 x 50 CHR 6430C
200 x 50 POL 6430



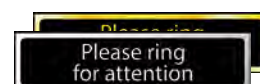
200 x 50 CHR 6427C
200 x 50 POL 6427



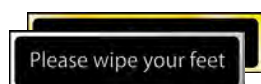
200 x 50 CHR 6425C
200 x 50 POL 6425



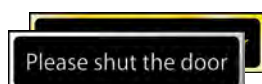
200 x 50 CHR 6426C
200 x 50 POL 6426



200 x 50 CHR 6439C
200 x 50 POL 6439



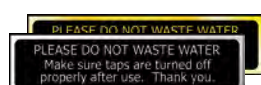
200 x 50 CHR 6416C
200 x 50 POL 6416



200 x 50 CHR 6428C
200 x 50 POL 6428



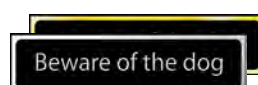
200 x 50 CHR 6432C
200 x 50 POL 6432



200 x 50 CHR 6418C
200 x 50 POL 6418



200 x 50 CHR 6420C
200 x 50 POL 6420



200 x 50 CHR 6429C
200 x 50 POL 6429



200 x 50 CHR 6419C
200 x 50 POL 6419



200 x 50 CHR 6421C
200 x 50 POL 6421



200 x 50 CHR 6417C
200 x 50 POL 6417



6422C
6422
200 x 50 CHR
200 x 50 POL



6423C
6423
200 x 50 CHR
200 x 50 POL

Finger Plates



75 x 300 SAA FP01L
75 x 300 SSS FP09L
75 x 300 PSS FP13L



75 x 300 PB FP05L

Taktyl Braille Finger Plates



75 x 300 TAKPh TK5050BSIPH



75 x 300 TAKPh TK5051BSIPH



75 x 300 TAKPh TK5052BSIPH

FIND OUR FULL RANGE OF TAKTYL BRAILLE SIGNS ON PAGE 71

Door Sign Discs



75 dia. SAA 2434-0
75 dia. SSS 2434-2



75 dia. SAA 2435-0
75 dia. SSS 2435-2



75 dia. SAA 2470-0
75 dia. SSS 2470-2



75 dia. SAA 2436-0
75 dia. SSS 2436-2



75 dia. SAA 2471-0
75 dia. SSS 2471-2



75 dia. SAA 2472-0
75 dia. SSS 2472-2



75 dia. SAA 2441-0
75 dia. SSS 2441-2



75 dia. SAA 2442-0
75 dia. SSS 2442-2



75 dia. SAA 2440-0
75 dia. SSS 2440-2




75 dia. SAA 2439-0
75 dia. SSS 2439-2



75 dia. SAA 2443-0
75 dia. SSS 2443-2



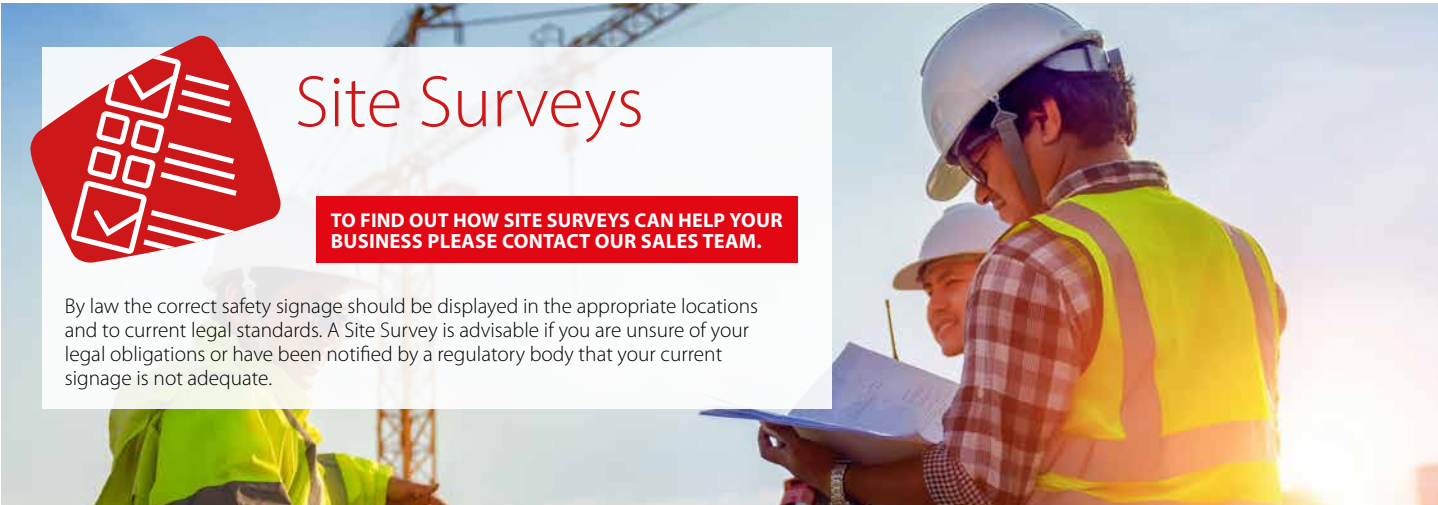
75 dia. SAA 2444-0
75 dia. SSS 2444-2



Site Surveys

TO FIND OUT HOW SITE SURVEYS CAN HELP YOUR BUSINESS PLEASE CONTACT OUR SALES TEAM.

By law the correct safety signage should be displayed in the appropriate locations and to current legal standards. A Site Survey is advisable if you are unsure of your legal obligations or have been notified by a regulatory body that your current signage is not adequate.



Material Key			
CHR	Polished Chrome Effect (Self Adhesive)	SSS	1.2mm Satin Stainless Steel
POL	Polished Gold Effect Laminate (Self Adhesive)	PSS	1.2mm Polished Stainless Steel
SAA	Satin Anodised Aluminium	TAK	Reverse Printed and Moulded Plastic
PB	1.5mm Polished Brass	TAKPH	Taktyl Photoluminescent

Door Slider and Plates

Aluminium door signs and slider systems ideal for room identification. satin anodised aluminium with black plastic end caps. Available with drill holes or adhesive backing for fixing, please specify when ordering.

Size: 220mm x 30mm



Description	Code
Adhesive Backing	14112-A-SA
Drill Holes	14112-A-DH



Description	Code
Adhesive Backing	14112-B-SA
Drill Holes	14112-B-DH



Description	Code
Adhesive Backing	14112-C-SA
Drill Holes	14112-C-DH



Description	Code
Adhesive Backing	14112-D-SA
Drill Holes	14112-D-DH

Custom Door Sliders


PLEASE PROVIDE DETAILS OF YOUR REQUIREMENT UPON ORDER



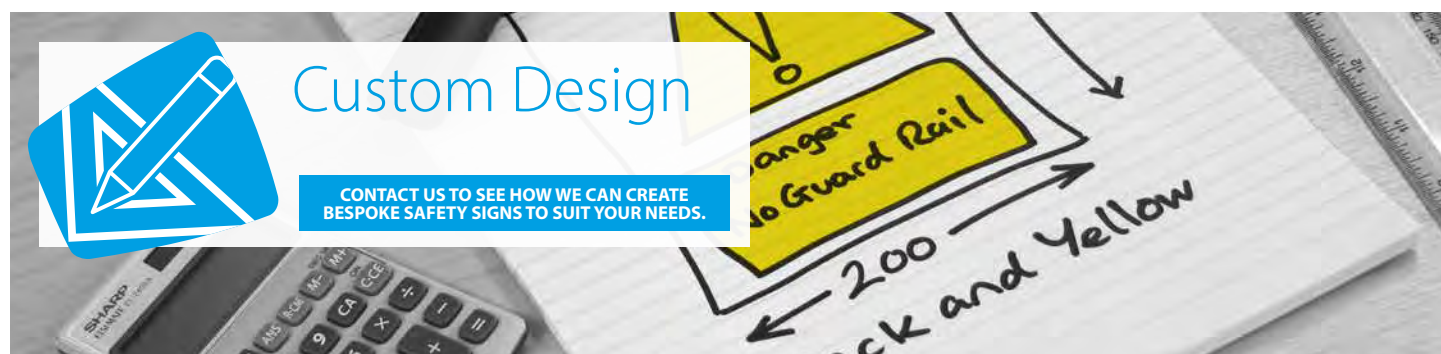
Display Size	Code
220 x 90mm	14113
320 x 120mm	14114



Display Size	Code
220 x 90mm	14110
220 x 75mm	14111



Display Size	Code
220 x 30mm	14112





Health and Safety Law

What you need to know

All workers have a right to work in places where risks to their health and safety are properly controlled. Health and safety is about stopping you getting hurt at work or ill through work. Your employer is responsible for health and safety, but you must help.



What employers must do for you

- 1 Decide what could harm you or your job and the precautions to stop it. This is part of risk assessment.
- 2 In a way you can understand, explain how risks will be controlled and tell you who is responsible for this.
- 3 Consult and work with you and your health and safety representatives or appointing someone from among you to do this.
- 4 Free of charge, give you the health and safety training you need to do your job.
- 5 Free of charge, provide you with any equipment and protective clothing you need, and ensure it is properly looked after.

- 6 Provide toilets, washing facilities and drinking water.
- 7 Provide adequate first aid facilities.
- 8 Report most injuries and illnesses at work to our Incident Contact Centre on 0345 300 9922. Report other injuries, diseases and dangerous incidents online at www.hse.gov.uk.
- 9 Have insurance that covers you if you get hurt at work or ill through work. Display a hard copy or electronic copy of the current insurance certificate where you can easily see it.
- 10 Work with you to improve your health and safety.

What you must do

- 1 Follow the training you have received when using any work items your employer has given you.
- 2 Take reasonable care of your own and other people's health and safety.
- 3 Co-operate with your employer on health and safety.
- 4 Tell someone (your employer, supervisor, or health and safety representative) if you think the work or equipment poses a risk to your health and safety or someone else's.

If there's a problem

- 1 If you are worried about health and safety in your workplace, talk to your employer, supervisor, or health and safety representative.
- 2 You can also look at our website for general information about health and safety at work.
- 3 If, after talking with your employer, you are still worried, you can find the address of your local enforcing authority for health and safety and the Employment Medical Advisory Service on HSE's website: www.hse.gov.uk.

Fire safety

You can get advice on fire safety from the Fire and Rescue Services or your workplace fire officer.

Employment rights

Find out more about your employment rights at www.gov.uk.

Health and Safety Executive



HSE

Safety Posters

Regulation and Safety Guidance

Hygiene

Workplace and General Safety

First Aid and Emergency

Official Health and Safety Posters

SAFETY POSTERS

What are Health and Safety Posters?

They are an effective way to ensure the constant communication of vital health and safety information. Designed to display the information in a concise and easy to read format they help ensure that customers, employees and visitors are reminded of safe practices and informed of risk factors.

Why are they important?

The use of relevant Health and Safety poster can increase knowledge, change attitudes and alter behaviours. By conveying appropriate information in the correct location and at the correct time, both general guidance and important safety information can be imparted when needed.

Where should they be displayed?

As a general rule, they should be displayed in a prominent location which is available to all employees, but the ideal location of the poster depends upon the message which is to be conveyed.

What posters do I need to display?

As with Health and Safety signs, the exact posters you need to display depend upon the type of business, the services you supply and the hazards or procedures you wish to warn about. Relevant across all industries would be the Health and Safety Law poster, general Health and Safety or Fire Safety posters, with other industries choosing more specific variations to better reflect the hazards they would encounter.

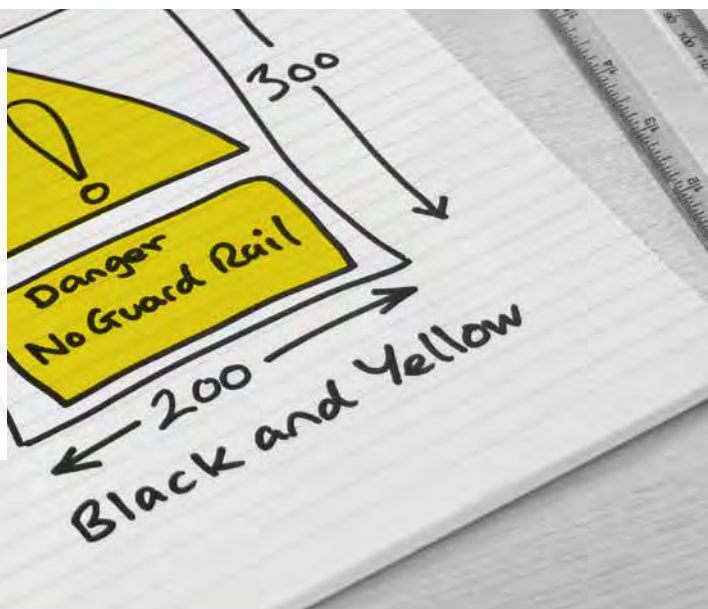


Custom Design

[GET IN TOUCH FOR MORE INFORMATION](#)

Our specialist manufacturing team have years of experience designing, producing and installing custom products across the UK.

Whether you are looking for customised site safety signs, hoarding graphics, banners, tapes, labels, industrial marking stencils or floor graphics, we are happy to help.



Regulation and Safety Guidance

[illegible]

400 x 600 RPVC 13364

[illegible]

400 x 600 RPVC 13365

WHAT YOU NEED TO KNOW

Personal Protective Equipment at Work Regulations 1992

In situations where risks cannot be controlled by other means such as systems of work or engineering controls, employees are provided to protect themselves from risks to health and safety by ensuring suitable personal protective equipment (PPE).








THE EMPLOYER MUST:

- Provide suitable protective equipment free of charge.
- Maintain PPE in working order and good condition.
- Provide relevant training to users of PPE.
- Consult with employees on the suitability of the PPE to be provided.

THE PPE PROVIDED MUST:

- Be relevant to the work being undertaken.
- Protect effectively against the particular risks involved.
- Comply with relevant standards.
- Fit the user properly and comfortably and adjust where necessary.
- Be used to enhance the performance of the task or add to the means.

THE EMPLOYEE MUST:

- Use the PPE provided.
- Report any loss, defects or damage to PPE.
- Take care to correctly store the PPE when not in use.

400 x 600 RPVC 13363

POWER - WHAT YOU NEED TO KNOW

The Provision and Use of Work Equipment Regulations 1998

These regulations require the employer to provide or control health and safety conditions for the use of work equipment.

If an employer allows employees to provide their own equipment then this must be covered by PPE, and the employer should ensure it complies with the regulations.

General Provisions

It is general terms, PWR requires that equipment used at work must:

- be suitable for intended use
- be provided to persons who have received the appropriate training
- be maintained or incorporated alongside health and safety warnings or safety measures
- be in good repair
- be maintained to ensure it is maintained in a safe condition and in certain circumstances, inspection is required.
- be used in accordance with the instructions provided without exceeding the person's capacity and to risks of damage
- designed to limit breakdown or damage of the control systems will not cause harm to the operator
- designed to prevent any risk of fire, over-heating, discharge of gas, dust, explosion, corrosion, pollution or other hazards

Main Provisions

The employers responsibilities are that:

- Machinery will be placed in suitable risk.
- Only fully trained personnel should only be allowed to use equipment where there is a specific risk.
- Equipment must be properly controlled, maintained and used without risk.
- The employees should receive specific advice under PWR, and authorisation.
- Advise the relevant parts of suitable equipment
- Advise that their own use and their colleagues equipment are tested with care.

400 x 600 RPVC 13721

WHAT YOU NEED TO KNOW

Health and Safety (Display Screen Equipment) Regulations 1992

These regulations require employers to perform suitable and require the following measures, these display systems and work stations and reduce risks identified to the lowest achievable practicable.

The employer should follow work activities of users to ensure that their daily activities are not significantly interrupted by breaks or changes of activity and are provided with adequate health and safety training.

In addition, the employer must ensure that users are provided with an appropriate eye test (if the users request and not against their will) to be carried out by a competent person, and this should be repeated at regular intervals.

Workstation Minimum Requirements	
Display Screen	Employers must ensure that the display screen is suitable for the user and the work to be done. The screen should be free from glare and reflection, and the text should be clear and legible.
Keyboard	Employers must ensure that the keyboard is suitable for the user and the work to be done. The keyboard should be free from glare and reflection, and the keys should be clear and legible.
Work Surface	Employers must ensure that the work surface is suitable for the user and the work to be done. The work surface should be free from glare and reflection, and the surface should be clear and legible.
Work Chair	Employers must ensure that the work chair is suitable for the user and the work to be done. The work chair should be free from glare and reflection, and the chair should be clear and legible.
Space Requirements	Employers must ensure that the space requirements are suitable for the user and the work to be done. The space requirements should be free from glare and reflection, and the space should be clear and legible.
Lighting	Employers must ensure that the lighting is suitable for the user and the work to be done. The lighting should be free from glare and reflection, and the lighting should be clear and legible.
Infrared and other	Employers must ensure that the infrared and other radiation is suitable for the user and the work to be done. The infrared and other radiation should be free from glare and reflection, and the radiation should be clear and legible.
Noise	Employers must ensure that the noise is suitable for the user and the work to be done. The noise should be free from glare and reflection, and the noise should be clear and legible.
Heat and Humidity	Employers must ensure that the heat and humidity is suitable for the user and the work to be done. The heat and humidity should be free from glare and reflection, and the heat and humidity should be clear and legible.
Software	Employers must ensure that the software is suitable for the user and the work to be done. The software should be free from glare and reflection, and the software should be clear and legible.

400 x 600 RPVC 13722



A guide for a safer workplace

Risk Assessment

It is the duty of an employer to:

- Identify hazards and where possible remove them
- Evaluate the risks
- Reduce or control risks to low levels
- Re-evaluate the situation

It is the duty of an employee to:

- Co-operate with any employer on all health and safety matters
- Follow any advice given if you are concerned about a safety matter
- Advise your employer if you are concerned about a safety matter

Consider the above points when assessing the risks below

The Management of Health & Safety	Work Equipment and Personal Protective
<ul style="list-style-type: none"> Are safety rules explained to staff? Are safety rules clearly displayed? Are safety rules understood? Are safety rules followed? 	<ul style="list-style-type: none"> Is the equipment safe, suitable for the job and properly maintained? Is the equipment inspected and checked regularly? Is the equipment used properly? Is the equipment used in the correct way? Is the equipment used in a safe manner? Is the equipment used in a safe manner?
<h3>The Workforce</h3> <ul style="list-style-type: none"> Are there sufficient staff? Are staff trained and competent? Are staff motivated to do the job? Are staff motivated to do the job? Are staff motivated to do the job? Are staff motivated to do the job? Are staff motivated to do the job? Are staff motivated to do the job? 	<h3>Health & Safety Awareness</h3> <ul style="list-style-type: none"> Are staff aware of the risks? Are staff aware of the risks? Are staff aware of the risks? Are staff aware of the risks? Are staff aware of the risks? Are staff aware of the risks? Are staff aware of the risks? Are staff aware of the risks?
<h3>Personal Protective</h3> <ul style="list-style-type: none"> Are staff wearing PPE? Are staff wearing PPE? Are staff wearing PPE? Are staff wearing PPE? Are staff wearing PPE? Are staff wearing PPE? Are staff wearing PPE? Are staff wearing PPE? 	<h3>Personal Protective Equipment (PPE)</h3> <ul style="list-style-type: none"> Does the PPE fit? Does the PPE fit? Does the PPE fit? Does the PPE fit? Does the PPE fit? Does the PPE fit? Does the PPE fit? Does the PPE fit?

A safer workplace for everyone

400 x 600 RPVC 13879

[illegible]

400 x 600 RPVC 14613

[illegible]

400 x 600 RPVC 14612

[illegible]

400 x 600 RPVC 13362

[illegible]

400 x 600	PVC	4240
-----------	-----	------

WHAT YOU NEED TO KNOW

Globally Harmonised System (GHS)

Physical Hazards				
	EXPLOSIVE	FLAMMABLE	OXIDISING	
				
	GAS UNDER PRESSURE	CORROSIVE		
Health Hazards				
	ACUTE TOXICITY	HAZARDOUS FOR THE ENVIRONMENT (ACUTE)	TOXIC	
				
	CHRONIC TOXICITY	HAZARDOUS FOR THE ENVIRONMENT (CHRONIC)		
Environmental Hazards		<div style="border: 2px solid red; padding: 10px; text-align: center;"> <p>Obsolete 'CHIP' pictograms</p>  </div>		
	HAZARDOUS TO THE AQUATIC ENVIRONMENT			
	<p><small>Source: European Chemical Safety Agency (ECHA) website</small></p> <p><small>© 2015 The Chemical Industry Association (CMAA)</small></p>			

400 x 600 RPVC 14876

[illegible]

400 x 600 RPVC 14877



Site Surveys

TO FIND OUT HOW SITE SURVEYS CAN HELP YOUR BUSINESS PLEASE CONTACT OUR SALES TEAM.



Hygiene



590 x 420 LAM 13207



590 x 420 LAM 13208



590 x 420 LAM 13206



590 x 420 LAM 14616

Workplace and General Safety



590 x 420 LAM 13213



590 x 420 LAM 14617



590 x 420 LAM 14618



590 x 420 LAM 13217



590 x 420 LAM 13228



590 x 420 LAM 13227



590 x 420 LAM 13226



590 x 420 LAM 13223



590 x 420 LAM 13210



590 x 420 LAM 14619



590 x 420 LAM 13212





590 x 420 LAM 14620

Remember to display your Safety Posters!

Why not use one of our handy Snap Frames!

Improve the aesthetics, durability and security of our Safety Posters by placing them into one of our Snap Frames.

**See Page 266
for our full range.**



Material Key

RPVC	Rigid 1mm PVC Board (Non Adhesive)
PVC	Self Adhesive Semi Rigid PVC
LAM	Laminated Paper



CAN'T FIND WHAT YOU'RE LOOKING FOR?

**CONTACT US TO SEE HOW WE CAN CREATE
BESPOKE SAFETY SIGNS TO SUIT YOUR NEEDS.**



590 x 420 LAM 14770



590 x 420 LAM 13225



590 x 420 LAM 13961



590 x 420 LAM 13214



590 x 420 LAM 14771




590 x 420 LAM 13211



590 x 420 LAM 13216



590 x 420 LAM 13960



590 x 420 LAM 13959



First Aid and Emergency



590 x 420 LAM 13224



590 x 420 LAM 13220



590 x 420 LAM 13219



590 x 420 LAM 13218



590 x 420 LAM 13215



590 x 420 LAM 13221



590 x 420 LAM 13229



590 x 420 LAM 13222



590 x 420 LAM 13209



590 x 420 LAM 14621



590 x 420 LAM 14622

Material Key

LAM Laminated Paper

FIND ALL OUR VISUAL DISPLAY
OPTIONS FROM PAGE 266



Official Health and Safety Posters

The latest version of the HSE Poster has a simplified layout with clearly marked sections.

Each poster has been produced using environmentally friendly materials, is serially numbered and incorporates an embedded hologram.

Description	Size	Code
UK Standard Poster Laminated	A2	HSE01
UK Standard Poster with Snap Frame	A2	HSE01KIT
UK Standard Poster Laminated	A3	HSE05
UK Standard Poster with Snap Frame	A3	HSE05KIT
Northern Ireland Version Laminated	A2	HSE02
Welsh Language Version Laminated	A2	HSE03
Oil Rig Version Laminated	A2	HSE04



IN THE KNOW

The Health and Safety Information for Employees Regulations 1989, requires the Health and Safety Law poster to be displayed in all business premises.

The Health and Safety law poster tells employees what they and their employers need to do in simple terms.



Custom Design

GET IN TOUCH FOR MORE INFORMATION

Our specialist manufacturing team have years of experience designing, producing and installing custom products across the UK.

Whether you are looking for customised site safety signs, hoarding graphics, banners, tapes, labels, industrial marking stencils or floor graphics, we are happy to help.





Recycling Signs

Recycling Signs
Recycling Aisle Sacks

RECYCLING SIGNS

Workplaces create a significant amount of waste that can be recycled.

Recycling is an excellent way of saving energy, reducing carbon emissions and reducing the amount of waste going to landfill. It is also an essential component in achieving environmental standards such as ISO 14001. Employees should be encouraged to recycle and employers should set clear guidelines.

Maintaining high standards of recycling at work does not have to be difficult, but identifying what to recycle and putting bins and signs in place will make it easy and help to encourage employees to recycle.

Where to start

- *Perform a waste assessment of the types of waste generated by different departments / functions in the business.*
- *Identify the type and size of the recycling bin needed in key areas*
- *Position bins and signage*
- *Communicate and train employees on recycling policy and procedure*

What to recycle

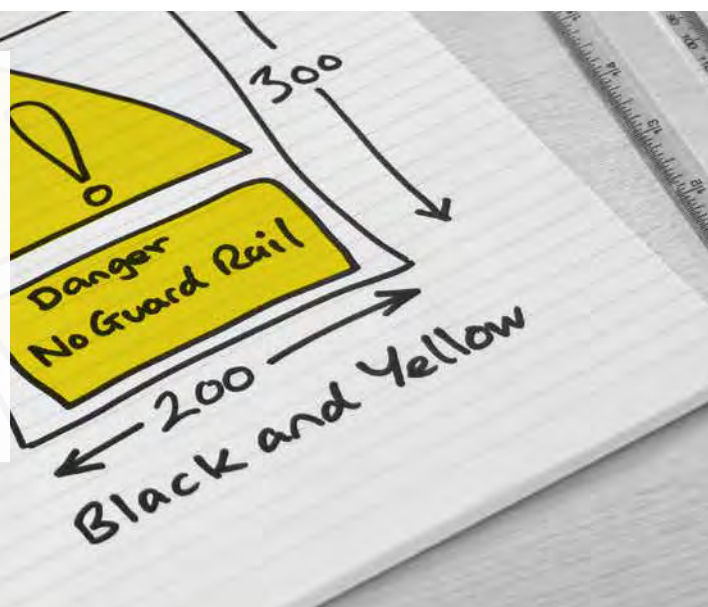


Custom Design

GET IN TOUCH FOR MORE INFORMATION

Our specialist manufacturing team have years of experience designing, producing and installing custom products across the UK.

Whether you are looking for customised site safety signs, hoarding graphics, banners, tapes, labels, industrial marking stencils or floor graphics, we are happy to help.




Recycling Signs

Designed to make it quick and easy to see exactly what goes where. The symbols, clear lettering and distinctive colours allow anyone to check at a glance and recycle appropriately.

Available in:

Self Adhesive Vinyl or Rigid PVC and suitable for both indoor and outdoor use.



150 x 200	SAV	18100
150 x 200	RPVC	18101
200 x 300	SAV	18102
200 x 300	RPVC	18103



150 x 200	SAV	18104
150 x 200	RPVC	18105
200 x 300	SAV	18106
200 x 300	RPVC	18107




150 x 200	SAV	18108
150 x 200	RPVC	18109
200 x 300	SAV	18110
200 x 300	RPVC	18111



150 x 200	SAV	18112
150 x 200	RPVC	18113
200 x 300	SAV	18114
200 x 300	RPVC	18115




150 x 200	SAV	18116
150 x 200	RPVC	18117
200 x 300	SAV	18118
200 x 300	RPVC	18119



150 x 200	SAV	18124
150 x 200	RPVC	18125
200 x 300	SAV	18126
200 x 300	RPVC	18127



150 x 200	SAV	18128
150 x 200	RPVC	18129
200 x 300	SAV	18130
200 x 300	RPVC	18131




150 x 200	SAV	18136
150 x 200	RPVC	18137
200 x 300	SAV	18138
200 x 300	RPVC	18139



150 x 200	SAV	18140
150 x 200	RPVC	18141
200 x 300	SAV	18142
200 x 300	RPVC	18143



150 x 200	SAV	18144
150 x 200	RPVC	18145
200 x 300	SAV	18146
200 x 300	RPVC	18147



150 x 200	SAV	18132
150 x 200	RPVC	18133
200 x 300	SAV	18134
200 x 300	RPVC	18135



150 x 200	SAV	18148
150 x 200	RPVC	18149
200 x 300	SAV	18150
200 x 300	RPVC	18151




150 x 200	SAV	18152
150 x 200	RPVC	18153
200 x 300	SAV	18154
200 x 300	RPVC	18155




150 x 200	SAV	18156
150 x 200	RPVC	18157
200 x 300	SAV	18158
200 x 300	RPVC	18159




150 x 200	SAV	18160
150 x 200	RPVC	18161
200 x 300	SAV	18162
200 x 300	RPVC	18163



150 x 200	SAV	18172
150 x 200	RPVC	18173
200 x 300	SAV	18174
200 x 300	RPVC	18175



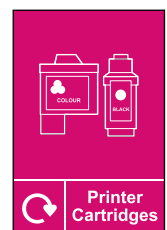
150 x 200	SAV	18176
150 x 200	RPVC	18177
200 x 300	SAV	18178
200 x 300	RPVC	18179



150 x 200	SAV	18120
150 x 200	RPVC	18121
200 x 300	SAV	18122
200 x 300	RPVC	18123



150 x 200	SAV	18164
150 x 200	RPVC	18165
200 x 300	SAV	18166
200 x 300	RPVC	18167



150 x 200	SAV	18168
150 x 200	RPVC	18169
200 x 300	SAV	18170
200 x 300	RPVC	18171

Material Key

SAV Self Adhesive Vinyl

RPVC Rigid 1mm PVC Board (Non Adhesive)

Recycling Aisle Sacks

Easily segregate waste in a warehouse with the use of our industrial grade aisle sacks. Designed to be attached to the end of racking aisles with stainless steel hooks (supplied).

Each sack is manufactured from industrial strength waterproof polyester, double-stitched for strength and durability. The sack incorporates a top flap with Velcro fixing strips, allowing the contents to be secured when full for transportation. The three handle straps incorporated into the sides and the bottom allow for easy relocation and emptying.

Dimensions: 920 x 1000mm (WxH)

Capacity: 160 litres (approx)



MIXED PAPER
& CARD



CARDBOARD



PLASTIC
ONLY



SHRINK
WRAP



MIXED
RECYCLING



'BLANK'

Description	Code
General Waste	RSF001
Mixed Paper & Card	RSF002
Cardboard	RSF003
Plastic Only	RSF004
Shrink Wrap	RSF005
Mixed Recycling	RSF007
'Blank'	RSF006
Spare 'S' Hooks (Pack of 2)	RSF100



Top Flap

The integrated top flap covers the contents and helps prevent waste from spilling out when being transported. With two Velcro strips on the flap and one corresponding strip on the main body, this allows for two fixing points depending on how full the sack is.


Eyelets

Four eyelets providing multiple fixing options.



Stitching

Double stitched for strength.



Hooks

Supplied with two stainless steel 'S' hooks





A-Boards

Heavy Duty A-Boards
Retail Box Deals
Economy A-Boards
Custom A-Boards

A-BOARDS

What is an A-Board?

An A-Board is a double-sided standing sign that is commonly used to convey a warning message about a temporary hazard. A-Boards provide the perfect lightweight portable sign that can be positioned where required and removed after use.

Why do I need an A-Board?

It's an employers responsibility to warn employees and members of the public of any potential hazards. If you fail to warn people properly of a potential hazard in which an individual then experiences harm the organisation can then face legal proceedings. Where a temporary potential hazard occurs such as wet floor, A-Boards are the perfect way to communicate the warning until the hazard can be resolved.

What different kinds of A-Boards are there?

Manufactured from polypropylene this durable A-Board is designed to help reduce the risk of accidents or injuries occurring by highlighting temporary hazards. This double-sided A-Board is lightweight and is easily transportable with its integral carry handle.

Economy A-Boards are manufactured from 4mm Correx board providing a lightweight and cost-effective temporary option. Your own choice of adhesive sign can be added to either side of the A-Board making it extremely versatile.

A-Boards are commonly used with hazard warning messages, however they can be used for a number of messages where a temporary instruction or communication is required. Our custom A-Board service is ideal for printing your own message or adding your logo / branding.



IN THE KNOW

Slip incidents are extremely common and result in severe to permanent injuries.

The majority of slip accidents take place in the workplace or public areas and can be caused from ice, snow, water, oil and debris with the most common being from wet floor, spills and leaks.

(source – slipstripsandfalls.org.uk)



Custom Design

GET IN TOUCH FOR MORE INFORMATION

Our specialist manufacturing team have years of experience designing, producing and installing custom products across the UK.

Whether you are looking for customised site safety signs, hoarding graphics, banners, tapes, labels, industrial marking stencils or floor graphics, we are happy to help.



Heavy Duty A-Boards

Manufactured from polypropylene this durable A-Board is designed to help reduce the risk of accidents or injuries occurring by highlighting temporary hazards. This double-sided A-Board is lightweight and is easily transportable with its integral carry handle.



4700



4702



4703



4742



4704



4704-EU



4701



4711



4705



4706



4719



4714



4715



4741



4710



4709



4707



4708



4713



4716



4717



4712

Dimensions

A	200mm
B	620mm
C OPEN	300mm
C CLOSED	30mm
D	290mm

Retail Box Deals



Ready for retail box of 5 A-Boards, providing you with excellent margins and an effective POS.

Description	Code
Danger Men At Work	4710DB
Warning Wet Floor	4702DB
Caution Cleaning In Progress	4703DB
Caution Work In Progress	4715DB
Caution Trip Hazard	4706DB
Caution Electricians Working	4709DB
Caution Snow And Ice	4719DB

Custom A-Boards



Our competitive Custom A-Board service is ideal for printing information you need on to an A-Board - from bespoke safety messages through to advertising and information.

Company logos can provide a cost effective method of promoting your company brand and with our manufacturing capabilities we can print anything from one single A-Board to many thousands.

- Your choice of symbol
- Your choice of text

- Your company logo
- From one off's to larger print runs

For more information please contact our sales team.

Economy A-Boards

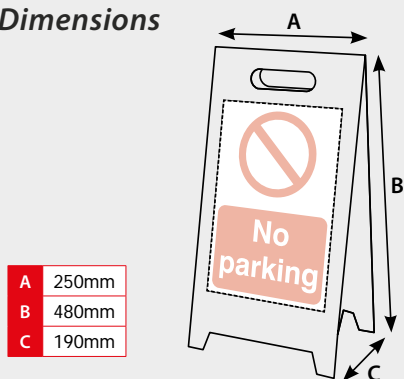
Manufactured from 4mm Correx board, digitally cut and creased to provide a lightweight but sturdy A-Board.

Available in yellow, this unit is provided without any signs allowing you to choose your own for maximum versatility. These A-Boards are large enough to place a 200 x 300mm sign on either side.

Note: Sign not included.

Description	Code
Economy A-Board	4660

Dimensions



Need a Site Survey?

By law the correct safety signage should be displayed in the appropriate locations and to current legal standards. A Site Survey is advisable if you are unsure of your legal obligations or have been notified by a regulatory body that your current signage is not adequate.

- Site Surveys identify the signs you need, including size, positioning and materials, as well as any bespoke sign manufacturing service needs.
- Site Surveys also provide advice on ensuring the safety of you and your staff, including Lockout Tagout and Asset Management.



Floor Markings

Floor Graphics

Floor Signalling

Photoluminescent Tape & Floor Markings

Reflective Tape

Non-Slip Floor Tape

Non-slip Floor Treads

Aqua Floor Tape

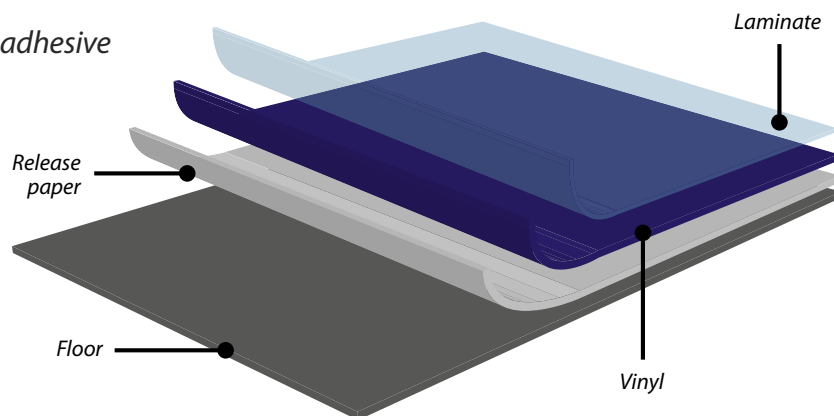
Floor Marking Tape

FLOOR MARKINGS

Floor graphics and markings provide safety, informational or directional information at specific locations, often in areas where there is not always an appropriate place to site a standard sign.

Materials and Specification

Our floor graphics are digitally printed onto self adhesive vinyl with a permanent adhesive on the reverse. The graphic is then laminated with a clear matt embossed PVC laminate, which is certified to R9 grade for slip resistance. These signs should be applied to sealed flat surfaces such as laminates, painted or varnished floors or whole tiles, and are suitable for dry indoor locations.



A higher specification (R11) is suitable for outdoor conditions and is available on request, please ask for details.

Application and Use

- 1) Locate the area where the graphic is to be placed, ensure the surface is suitable for the graphic as rough or porous surfaces are not suitable.
- 2) Clean the surface if required, it should be a sealed flat surface, clean from dust, oils or other contaminates.
- 3) Check that the graphic is centred properly and facing the correct direction (if applicable). Peel off a small strip of the release paper and stick it down to the surface.
- 4) Gently pull away the rest of the release paper, closely following this removal by pushing the floor graphic down, using a soft flat tool wipe from side to side to ensure no bubbles are trapped underneath the graphic.



Please note: We recommend that you test the suitability of this product before use and that a regular check is made on all floor graphics. Worn, torn or otherwise damaged floor graphics should be removed and replaced.*

*We cannot accept any responsibility for accidents to persons or damaged caused by the use of these products.



Floor Graphics

Our floor graphics will adhere to most smooth, clean flat surfaces and will provide a durable long lasting safety message. Each sign is backed with a high strength adhesive and has a hard wearing non-slip, non-abrasive lamination on the face.



400 dia. FLR 13023



400 dia. FLR 14926



400 dia. FLR 13025



400 dia. FLR 13024



400 dia. FLR 13031



400 dia. FLR 13028



400 dia. FLR 14927



400 dia. FLR 13030



400 dia. FLR 13029



400 dia. FLR 13032



400 dia. FLR 16004



400 dia. FLR 16005



400 dia. FLR 16008



400 dia. FLR 16006



400 dia. FLR 16003



400 dia. FLR 16002



400 dia. FLR 13026



400 dia. FLR 13027



400 dia. FLR 16009



400 dia. FLR 16001



400 dia. FLR 13040



400 dia. FLR 13041



400 dia. FLR 16000



400 dia. FLR 13042



400 dia. FLR 13044

SOCIAL DISTANCING

FIND ALL OUR COVID RISK MANAGEMENT ON PAGE 154





400 dia. FLR 13043



400 dia. FLR 16021



400 dia. FLR 13036



400 dia. FLR 13039



400 dia. FLR 16022



400 dia. FLR 16020



400 dia. FLR 16019



400 dia. FLR 13034



400 dia. FLR 13038



400 dia. FLR 16023



400 dia. FLR 16018



400 dia. FLR 13035



400 dia. FLR 13033



400 dia. FLR 13037



400 dia. FLR 16007



400 dia. FLR 16010



400 dia. FLR 16017



400 dia. FLR 16016



400 dia. FLR 16013



400 dia. FLR 16014



400 dia. FLR 16011



400 dia. FLR 16012



400 dia. FLR 16015



600 x 100 FLR 16085



800 x 100 FLR 16087



600 x 100 FLR 16086



800 x 100 FLR 16088

Material Key

FLR Anti-Slip Laminated Floor Sign

FIND OUR COVID RISK MANAGEMENT RANGE FROM PAGE 154

Floor Markings



750 x 375 FLR 16067



750 x 375 FLR 16068



750 x 375 FLR 16071



750 x 375 FLR 16066



750 x 375 FLR 16072



750 x 375 FLR 16069



750 x 375 FLR 16060



750 x 375 FLR 16074



750 x 375 FLR 16073



750 x 375 FLR 16065



750 x 375 FLR 16084



750 x 375 FLR 16070



750 x 375 FLR 16064



750 x 375 FLR 16062



750 x 375 FLR 16063



750 x 375 FLR 16061



750 x 375 FLR 16082



750 x 375 FLR 16080



750 x 375 FLR 16078



750 x 375 FLR 16076



750 x 375 FLR 16083



750 x 375 FLR 16081



750 x 375 FLR 16079



750 x 375 FLR 16075



750 x 375 FLR 16077



500 x 200 FLR 16093
800 x 320 FLR 16094



500 x 200 FLR 16091
800 x 320 FLR 16092



500 x 200 FLR 16089
800 x 320 FLR 16090

Material Key

FLR Anti-Slip Laminated Floor Sign

KEY

10
PACK
2
PACK

This image means
this signs comes in
a multiple pack.

**FIND OUR RANGE
OF SAFETY SIGNS
FROM PAGE 14**

Floor Signalling

A selection of pre-cut shapes designed for use in warehouse environments. Used to highlight pallet locations, safe walkways or traffic flow, these tough PVC shapes are self adhesive for fast application.

The following signs are available in the below colours:



Other colours available on request.



Footprints



5 pairs of footprints per pack

Colour	Material	Size	Qty	Code
Yellow	FLR	300 x 100	5	16054
Black	FLR	300 x 100	5	16055
White	FLR	300 x 100	5	16056
Red	FLR	300 x 100	5	16057
Green	FLR	300 x 100	5	16058
Blue	FLR	300 x 100	5	16059

'X' Signal



Colour	Material	Size	Qty	Code
Yellow	FLR	300 x 300	10	16024
Black	FLR	300 x 300	10	16025
White	FLR	300 x 300	10	16026
Red	FLR	300 x 300	10	16027
Green	FLR	300 x 300	10	16028
Blue	FLR	300 x 300	10	16029

'T' Signal



Colour	Material	Size	Qty	Code
Yellow	FLR	300 x 200	10	16030
Black	FLR	300 x 200	10	16031
White	FLR	300 x 200	10	16032
Red	FLR	300 x 200	10	16033
Green	FLR	300 x 200	10	16034
Blue	FLR	300 x 200	10	16035

'L' Signal



Colour	Material	Size	Qty	Code
Yellow	FLR	200 x 200	10	16036
Black	FLR	200 x 200	10	16037
White	FLR	200 x 200	10	16038
Red	FLR	200 x 200	10	16039
Green	FLR	200 x 200	10	16040
Blue	FLR	200 x 200	10	16041

Dots



Colour	Material	Size	Qty	Code
Yellow	FLR	90mm Dia.	100	16042
Black	FLR	90mm Dia.	100	16043
White	FLR	90mm Dia.	100	16044
Red	FLR	90mm Dia.	100	16045
Green	FLR	90mm Dia.	100	16046
Blue	FLR	90mm Dia.	100	16047

Arrows



Colour	Material	Size	Qty	Code
Yellow	FLR	90 x 90	100	16048
Black	FLR	90 x 90	100	16049
White	FLR	90 x 90	100	16050
Red	FLR	90 x 90	100	16051
Green	FLR	90 x 90	100	16052
Blue	FLR	90 x 90	100	16053



IN THE KNOW

Workplace Regulations include requirements for indicating traffic routes within workplaces where necessary for reasons of health and safety.

Part V of Schedule 1 of the Regulations requires the markings to take the form of continuous lines, taking into account the colour of the ground. Clearly defined traffic routes or safe systems of work (possibly including the use of banksmen to direct traffic) to help meet general duties under the HSW Act.


Photoluminescent Tape and Floor Markings

Our photoluminescent tape is ideal for creating clear, easy to use way finding systems. Exceeds PSPA Class B for longevity and brightness.

	20mm x 10m	PHO	13015
	40mm x 10m	PHO	13016
	80mm x 10m	PHO	13777
	40mm x 10m (R)	PHO	13017
	40mm x 10m (L)	PHO	13018
	80mm x 10m (R)	PHO	13651
	80mm x 10m (L)	PHO	13652
	40mm x 10m	PHO	13019
	80mm x 10m	PHO	13653
	40mm x 10m	PHO	13020
	80mm x 10m	PHO	13654
	40mm x 10m	PHO	13382
	80mm x 10m	PHO	13655

These photoluminescent floor graphics have a strong adhesive backing with a tough anti-slip laminated face.

Anti-slip Floor Arrow



75 x 55mm FLRph 13021

Anti-slip Floor Dot



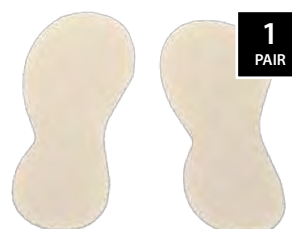
75mm dia. FLRph 13022

Anti-slip Tape



50mm x 18.25m FLRph 13656

Anti-slip Floor Footprints



90 x 240mm FLRph 13650

Reflective Tape

Retroreflective tape of engineering grade. Resistant to corrosion, weather and most solvents.

Tape measurements: 50mm x 25m

Description	Code
Black and Yellow	14073
Red and White	14074
White	14851



Non-Slip Floor Tape

A vital tool in the modern workplace, this non-slip tape is extremely useful in providing a safe tread area on dangerous surfaces.

Description	Size	Code
Black and Yellow	50mm x 18m	TA34L
Black	50mm x 18m	TA32L
Yellow	50mm x 18m	TA33L
Black and Yellow	75mm x 18.2m	TA53L
Black and Yellow	100mm x 18.2m	TA54L



Non-slip Floor Treads

Our non-slip treads are manufactured using a silicon carbide grit, giving excellent slip resistance whilst being repellent to oil, fluid and grease.

The printed treads are in high contrast colours and are ideal for use where a visual warning is needed, alongside anti-slip properties.

Description	Qty	Code
Plain 19 x 609mm	50	13645
Plain 150 x 609mm	10	13646
Plain 140 x 140mm	10	13647
Printed 150 x 609mm "CAUTION"	Each	13648
Printed 150 x 609mm "Watch your Step"	Each	13649



Aqua Floor Tape

Engineered to provide foot friendly non-slip protection in showers, baths and bathing areas, our Aqua Floor Tape is ideal to reduce the risk of slipping in wet indoor environments.




Description	Code
Aqua Track White 50mm x 18.25m	14848

Floor Marking Tape

Adhesive PVC tape ideal for highlighting hazards and internal marking procedures.

Tape measurements: 50mm x 33m

Description	Code
Red and White Stripes	TA05L
Black and Yellow Stripes	TA06L
Green and White Stripes	TA07L
Yellow	TA09L



Material Key

PHO 1.3mm Rigid Photoluminescent Board (Self Adhesive)
FLRph Anti-Slip Laminated Floor Sign (Photoluminescent)

KEY

10

PA

2

PACK

This image means
this signs comes in
a multiple pack.



This sign image has been
enlarged to show detail,
the actual size is listed
underneath the image.

KEY



Stencils

Stencils

Stencil Letter and Number Kits

Industrial Stencil Spray

Letters and Numbers

EV Charging Stencils

STENCILS

What are stencils?

Stencils are specially modified flexible polyester with a pattern or letters cut out. When the stencil is laid onto a substrate, paint is applied to the cut-out area, when the stencil is removed the paint remains in the shape of the cut-out area.

Paint is usually applied using a spray or roller, as this has less chance of moving the stencil during application.

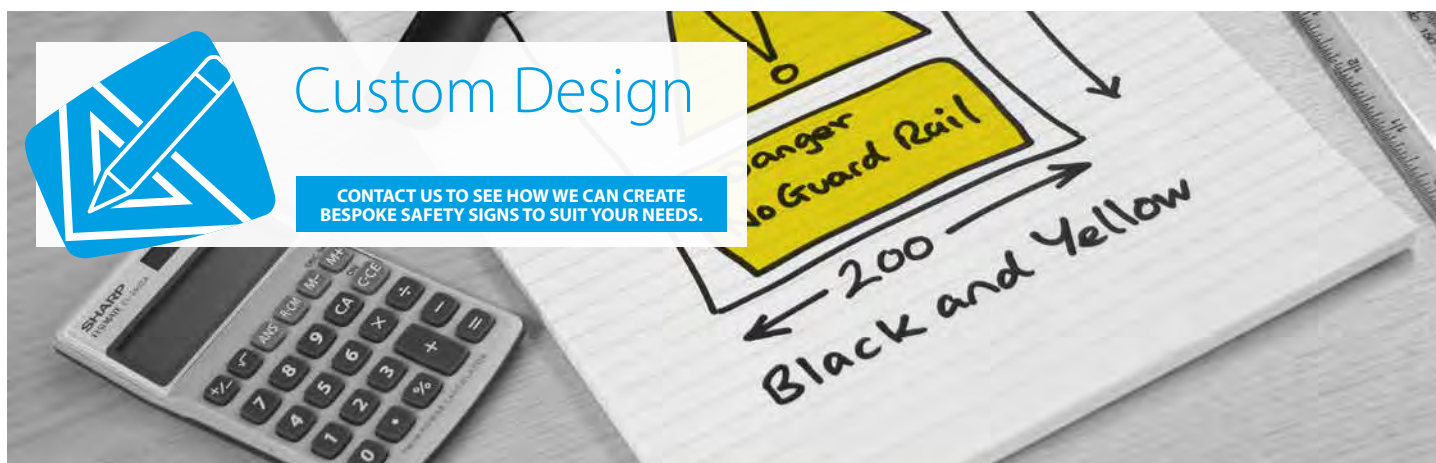
Why use a stencil instead of a sign?

Stencils can be re-used multiple times and can provide a substantial cost saving compared to traditional signage. A stencil can be placed on virtually any surface, including ones where adhesive signs would not usually adhere, and the simple method of application ensures that almost anyone can apply one with a small amount of preparation.

Although stencils can be obtained as a complete message, you can also create your own messages by using the letter and number packs to provide the ultimate versatility.

How to use a stencil

- 1) Choose an area to be place the stencil, check that it is dry, centred and facing the correct direction.
- 2) Place the stencil onto the surface and hold down the edges using a low-tack adhesive tape. If creating a message with individual letters / numbers, use the marks etched into the stencil to ensure they are lined up correctly.
- 3) Try to ensure the stencil is flat to the surface, as any raised parts will allow the paint to seep under the edge and result in a less sharp edge. Depending on your paint application method, consider adding more tape around the outside of the stencil to avoid overspray.
- 4) Apply your paint to the stencil, taking care not to overspray the area. Correct paint selection is important to ensure adhesion but also to prevent seepage. Remove the stencil whilst the paint is still wet to prevent the stencil being stuck to the substrate.
- 5) Clean the stencil with the appropriate solution suitable for the paint used. Correct cleaning will result in a longer lifespan of the stencil.



Custom Design

CONTACT US TO SEE HOW WE CAN CREATE
BESPOKE SAFETY SIGNS TO SUIT YOUR NEEDS.

Stencils

Our stencils are manufactured from a specially modified flexible polyester. Each stencil is laser cut for accuracy, with a transparent anti-glare finish and is scratch resistant. If properly cared for, our stencils can be used time and again, making them a cost effective method of producing your own sign or notice.



300 x 190 STN 9506
400 x 300 STN 9506R
600 x 400 STN 9506J
800 x 600 STN 9506G



300 x 190 STN 9507
400 x 300 STN 9507R
600 x 400 STN 9507J
800 x 600 STN 9507G



300 x 190 STN 9532
400 x 300 STN 9532R
600 x 400 STN 9532J
800 x 600 STN 9532G



300 x 190 STN 9525
400 x 300 STN 9525R
600 x 400 STN 9525J
800 x 600 STN 9525G



300 x 190 STN 9528
400 x 300 STN 9528R
600 x 400 STN 9528J
800 x 600 STN 9528G



300 x 190 STN 9529
400 x 300 STN 9529R
600 x 400 STN 9529J
800 x 600 STN 9529G



300 x 190 STN 9508
400 x 300 STN 9508R
600 x 400 STN 9508J
800 x 600 STN 9508G



300 x 190 STN 9509
400 x 300 STN 9509R
600 x 400 STN 9509J
800 x 600 STN 9509G



300 x 190 STN 9535
400 x 300 STN 9535R
600 x 400 STN 9535J
800 x 600 STN 9535G



300 x 190 STN 9537
400 x 300 STN 9537R
600 x 400 STN 9537J
800 x 600 STN 9537G



300 x 190 STN 9538
400 x 300 STN 9538R
600 x 400 STN 9538J
800 x 600 STN 9538G



300 x 190 STN 9502
400 x 300 STN 9502R
600 x 400 STN 9502J
800 x 600 STN 9502G



300 x 190 STN 9500
400 x 300 STN 9500R
600 x 400 STN 9500J
800 x 600 STN 9500G




300 x 190 STN 9534
400 x 300 STN 9534R
600 x 400 STN 9534J
800 x 600 STN 9534G




300 x 190 STN 9530
400 x 300 STN 9530R
600 x 400 STN 9530J
800 x 600 STN 9530G



300 x 190 STN 9527
400 x 300 STN 9527R
600 x 400 STN 9527J
800 x 600 STN 9527G



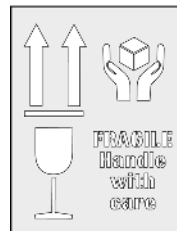
190 x 300 STN 9542
300 x 400 STN 9542R
400 x 600 STN 9542J
600 x 800 STN 9542G



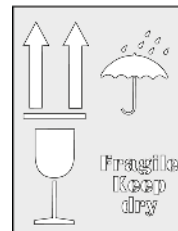
190 x 300 STN 9539
300 x 400 STN 9539R
400 x 600 STN 9539J
600 x 800 STN 9539G



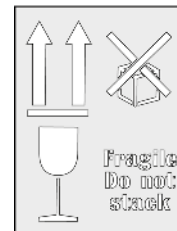
190 x 300 STN 9540
300 x 400 STN 9540R
400 x 600 STN 9540J
600 x 800 STN 9540G



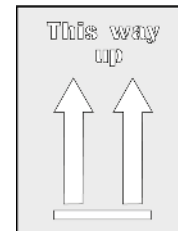
190 x 300 STN 9562
300 x 400 STN 9562R
400 x 600 STN 9562J
600 x 800 STN 9562G



190 x 300 STN 9564
300 x 400 STN 9564R
400 x 600 STN 9564J
600 x 800 STN 9564G



190 x 300 STN 9565
300 x 400 STN 9565R
400 x 600 STN 9565J
600 x 800 STN 9565G



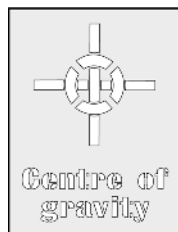
190 x 300 STN 9566
300 x 400 STN 9566R
400 x 600 STN 9566J
600 x 800 STN 9566G



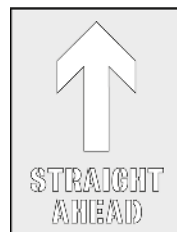
190 x 300 STN 9543
300 x 400 STN 9543R
400 x 600 STN 9543J
600 x 800 STN 9543G



190 x 300 STN 9581
300 x 400 STN 9581R
400 x 600 STN 9581J
600 x 800 STN 9581G



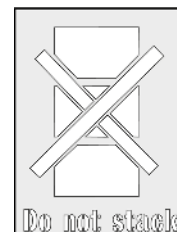
190 x 300 STN 9571
300 x 400 STN 9571R
400 x 600 STN 9571J
600 x 800 STN 9571G




190 x 300 STN 9582
300 x 400 STN 9582R
400 x 600 STN 9582J
600 x 800 STN 9582G



190 x 300 STN 9575
300 x 400 STN 9575R
400 x 600 STN 9575J
600 x 800 STN 9575G



190 x 300 STN 9576
300 x 400 STN 9576R
400 x 600 STN 9576J
600 x 800 STN 9576G

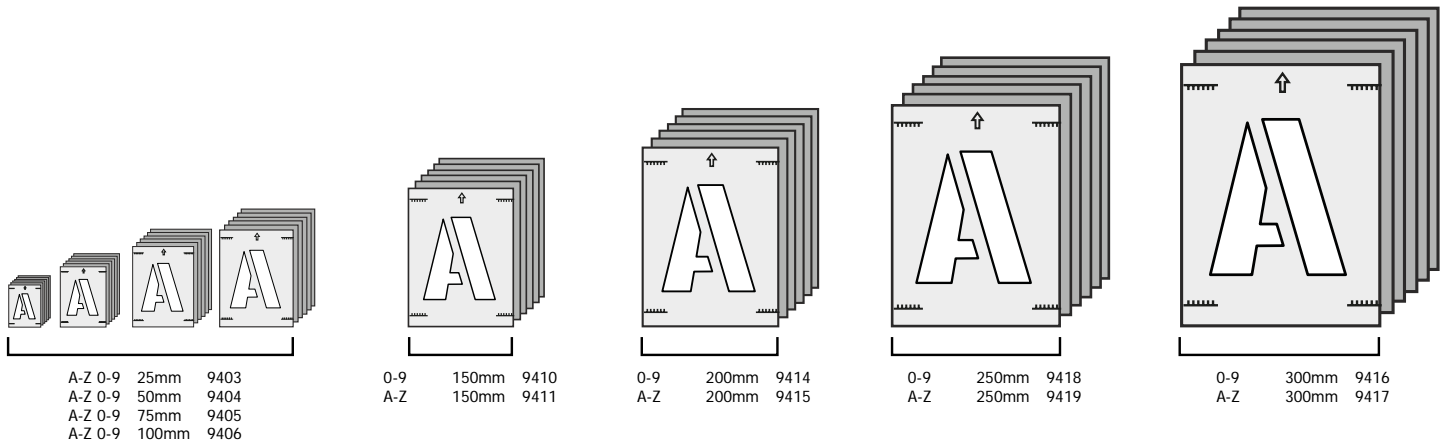
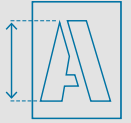


Stencil Letter and Number Kits

Our laser cut stencil packs are an ideal way to create your own message.

Each letter comes on a separate sheet of polyester, etched spacer marks on each corner allow you to align accurately to the next character.

NOTE: SIZE REFERS TO THE CHARACTER HEIGHT, WITH THE WIDTH VARYING DEPENDANT ON THE INDIVIDUAL CHARACTER.



Industrial Stencil Spray

Specifically formulated for stencilling, this spray produces long lasting, fast drying and highly visible lettering with a brightly coloured, durable finish.

This product is suitable for use on a variety of materials including wood, metal, glass, plastics, ceramics and many more.

Colour	Code
Black (400ml)	14637
Blue (400ml)	14638
Green (400ml)	14639
Red (400ml)	14640
Yellow (400ml)	14641
White (400ml)	14642
Orange (400ml)	14643



Material Key

STN Polyester Stencil Sheet


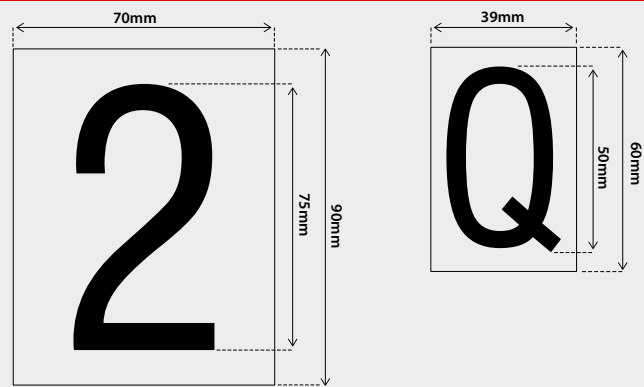
**WE ALSO MANUFACTURE CUSTOM STENCILS
MADE TO YOUR EXACT REQUIREMENTS.**

Letters and Numbers

A selection of individual letters and numbers, ideal for creating your own messages or simply as a way of marking aisles or bays. The cut-out Vinyl versions are also commonly used for door number marking.



Dimensions



Packed complete with Euroslot

Supplied in singles

Supplied bagged without Euroslot

Character	Polished Gold Effect		Polished Chrome Effect	
	50mm Single	75mm Single	50mm Single	75mm Single
'0'	BR010P	BR020P	BR010CP	BR020CP
'1'	BR011P	BR021P	BR011CP	BR021CP
'2'	BR012P	BR022P	BR012CP	BR022CP
'3'	BR013P	BR023P	BR013CP	BR023CP
'4'	BR014P	BR024P	BR014CP	BR024CP
'5'	BR015P	BR025P	BR015CP	BR025CP
'6'	BR016P	BR026P	BR016CP	BR026CP
'7'	BR017P	BR027P	BR017CP	BR027CP
'8'	BR018P	BR028P	BR018CP	BR028CP
'9'	BR019P	BR029P	BR019CP	BR029CP
'A'	BR01AP	BR02AP	BR01ACP	BR02ACP
'B'	BR01BP	BR02BP	BR01BCP	BR02BCP
'C'	BR01CP	BR02CP	BR01CCP	BR02CCP
'D'	BR01DP	BR02DP	BR01DCP	BR02DCP
'E'	BR01EP	BR02EP	BR01ECP	BR02ECP
'F'	BR01FP	BR02FP	BR01FCP	BR02FCP
'G'	BR01GP	BR02GP	BR01GCP	BR02GCP
'H'	BR01HP	BR02HP	BR01HCP	BR02HCP
'I'	BR01IP	BR02IP	BR01ICP	BR02ICP
'J'	BR01JP	BR02JP	BR01JCP	BR02JCP
'K'	BR01KP	BR02KP	BR01KCP	BR02KCP
'L'	BR01LP	BR02LP	BR01LCP	BR02LCP
'M'	BR01MP	BR02MP	BR01MCP	BR02MCP
'N'	BR01NP	BR02NP	BR01NCP	BR02NCP
'O'	BR01OP	BR02OP	BR01OCP	BR02OCP
'P'	BR01PP	BR02PP	BR01PCP	BR02PCP
'Q'	BR01QP	BR02QP	BR01QCP	BR02QCP
'R'	BR01RP	BR02RP	BR01RCP	BR02RCP
'S'	BR01SP	BR02SP	BR01SCP	BR02SCP
'T'	BR01TP	BR02TP	BR01TCP	BR02TCP
'U'	BR01UP	BR02UP	BR01UCP	BR02UCP
'V'	BR01VP	BR02VP	BR01VCP	BR02VCP
'W'	BR01WP	BR02WP	BR01WCP	BR02WCP
'X'	BR01XP	BR02XP	BR01XCP	BR02XCP
'Y'	BR01YP	BR02YP	BR01YCP	BR02YCP
'Z'	BR01ZP	BR02ZP	BR01ZCP	BR02ZCP
'E'	BR01EP	BR02EP	BR01ECP	BR02ECP
'&'	BR01&P	BR02&P	BR01&CP	BR02&CP
'€'	BR01€P	BR02€P	BR01€CP	BR02€CP

Photoluminescent Vinyl (Self Adhesive)		Stencil	
50mm Single	75mm Single	50mm Single	75mm Single
PH010L	PH020L	STE010L	STE020L
PH011L	PH021L	STE011L	STE021L
PH012L	PH022L	STE012L	STE022L
PH013L	PH023L	STE013L	STE023L
PH014L	PH024L	STE014L	STE024L
PH015L	PH025L	STE015L	STE025L
PH016L	PH026L	STE016L	STE026L
PH017L	PH027L	STE017L	STE027L
PH018L	PH028L	STE018L	STE028L
PH019L	PH029L	STE019L	STE029L
PH01AL	PH02AL	STE01AL	STE02AL
PH01BL	PH02BL	STE01BL	STE02BL
PH01CL	PH02CL	STE01CL	STE02CL
PH01DL	PH02DL	STE01DL	STE02DL
PH01EL	PH02EL	STE01EL	STE02EL
PH01FL	PH02FL	STE01FL	STE02FL
PH01GL	PH02GL	STE01GL	STE02GL
PH01HL	PH02HL	STE01HL	STE02HL
PH01IL	PH02IL	STE01IL	STE02IL
PH01JL	PH02JL	STE01JL	STE02JL
PH01KL	PH02KL	STE01KL	STE02KL
PH01LL	PH02LL	STE01LL	STE02LL
PH01ML	PH02ML	STE01ML	STE02ML
PH01NL	PH02NL	STE01NL	STE02NL
PH01OL	PH02OL	STE01OL	STE02OL
PH01PL	PH02PL	STE01PL	STE02PL
PH01QL	PH02QL	STE01QL	STE02QL
PH01RL	PH02RL	STE01RL	STE02RL
PH01SL	PH02SL	STE01SL	STE02SL
PH01TL	PH02TL	STE01TL	STE02TL
PH01UL	PH02UL	STE01UL	STE02UL
PH01VL	PH02VL	STE01VL	STE02VL
PH01WL	PH02WL	STE01WL	STE02WL
PH01XL	PH02XL	STE01XL	STE02XL
PH01YL	PH02YL	STE01YL	STE02YL
PH01ZL	PH02ZL	STE01ZL	STE02ZL
PH01EL	PH02EL	STE01EL	STE02EL
PH01&L	PH02&L	STE01&L	STE02&L
PH01€L	PH02€L	STE01€L	STE02€L

Self Adhesive Vinyl		Cut-out Black Vinyl Numbers		Cut-out White Vinyl Numbers	
50mm 10 Pack	75mm 10 Pack	50mm 10 Pack	75mm 10 Pack	50mm 10 Pack	75mm 10 Pack
SVY010L	SVY020L	SVB010L	SVB020L	SVW010L	SVW020L
SVY011L	SVY021L	SVB011L	SVB021L	SVW011L	SVW021L
SVY012L	SVY022L	SVB012L	SVB022L	SVW012L	SVW022L
SVY013L	SVY023L	SVB013L	SVB023L	SVW013L	SVW023L
SVY014L	SVY024L	SVB014L	SVB024L	SVW014L	SVW024L
SVY015L	SVY025L	SVB015L	SVB025L	SVW015L	SVW025L
SVY016L	SVY026L	SVB016L	SVB026L	SVW016L	SVW026L
SVY017L	SVY027L	SVB017L	SVB027L	SVW017L	SVW027L
SVY018L	SVY028L	SVB018L	SVB028L	SVW018L	SVW028L
SVY019L	SVY029L	SVB019L	SVB029L	SVW019L	SVW029L
SVY01AL	SVY02AL	SVB01AL	SVB02AL	SVW01AL	SVW02AL
SVY01BL	SVY02BL	SVB01BL	SVB02BL	SVW01BL	SVW02BL
SVY01CL	SVY02CL	SVB01CL	SVB02CL	SVW01CL	SVW02CL
SVY01DL	SVY02DL	SVB01DL	SVB02DL	SVW01DL	SVW02DL
SVY01EL	SVY02EL	SVB01EL	SVB02EL	SVW01EL	SVW02EL
SVY01FL	SVY02FL	SVB01FL	SVB02FL	SVW01FL	SVW02FL
SVY01GL	SVY02GL	SVB01GL	SVB02GL	SVW01GL	SVW02GL
SVY01HL	SVY02HL	SVB01HL	SVB02HL	SVW01HL	SVW02HL
SVY01IL	SVY02IL	SVB01IL	SVB02IL	SVW01IL	SVW02IL
SVY01JL	SVY02JL	SVB01JL	SVB02JL	SVW01JL	SVW02JL
SVY01KL	SVY02KL	SVB01KL	SVB02KL	SVW01KL	SVW02KL
SVY01LL	SVY02LL	SVB01LL	SVB02LL	SVW01LL	SVW02LL
SVY01ML	SVY02ML	SVB01ML	SVB02ML	SVW01ML	SVW02ML
SVY01NL	SVY02NL	SVB01NL	SVB02NL	SVW01NL	SVW02NL
SVY01OL	SVY02OL	SVB01OL	SVB02OL	SVW01OL	SVW02OL
SVY01PL	SVY02PL	SVB01PL	SVB02PL	SVW01PL	SVW02PL
SVY01QL	SVY02QL	SVB01QL	SVB02QL	SVW01QL	SVW02QL
SVY01RL	SVY02RL	SVB01RL	SVB02RL	SVW01RL	SVW02RL
SVY01SL	SVY02SL	SVB01SL	SVB02SL	SVW01SL	SVW02SL
SVY01TL	SVY02TL	SVB01TL	SVB02TL	SVW01TL	SVW02TL
SVY01UL	SVY02UL	SVB01UL	SVB02UL	SVW01UL	SVW02UL
SVY01VL	SVY02VL	SVB01VL	SVB02VL	SVW01VL	SVW02VL
SVY01WL	SVY02WL	SVB01WL	SVB02WL	SVW01WL	SVW02WL
SVY01XL	SVY02XL	SVB01XL	SVB02XL	SVW01XL	SVW02XL
SVY01YL	SVY02YL	SVB01YL	SVB02YL	SVW01YL	SVW02YL
SVY01ZL	SVY02ZL	SVB01ZL	SVB02ZL	SVW01ZL	SVW02ZL
SVY01EL	SVY02EL	SVB01EL	SVB02EL	SVW01EL	SVW02EL
SVY01&L	SVY02&L	SVB01&L	SVB02&L	SVW01&L	SVW02&L
SVY01€L	SVY02€L	SVB01€L	SVB02€L	SVW01€L	SVW02€L

Material Key

Polished Gold Effect

This is a highly polished Aluminium alloy which has been coloured, chemically anodised and finished with a Polyester lacquer. Giving a smooth polished 'gold effect' look without the cost of a solid metal. Self adhesive backing.

Polished Chrome Effect

Created from the same base as the polished gold but coloured silver, it gives a chrome like mirror finish. Suitable for interior use only. Self adhesive backing.

Photoluminescent Vinyl

Our Photoluminescent Vinyl conforms to the P.S.P.A. Class 1 classification for brightness and longevity. Self adhesive backing.

Stencil

Our stencils are manufactured from a specially treated flexible Polyester film.

Vinyls

Our Vinyl characters are manufactured from a 75 micron Vinyl with a gloss finish and permanent adhesive. They have a high initial tack for ease of fixing and up to 5 years expected life span.



Self adhesive backing on:
Polished Gold effect, Chrome effect
Photoluminescent and Black on Yellow Vinyl.




Cut out Vinyl letters and numbers, with self adhesive backing.

FIND OUR FULL MATERIAL KEY ON PAGE 12

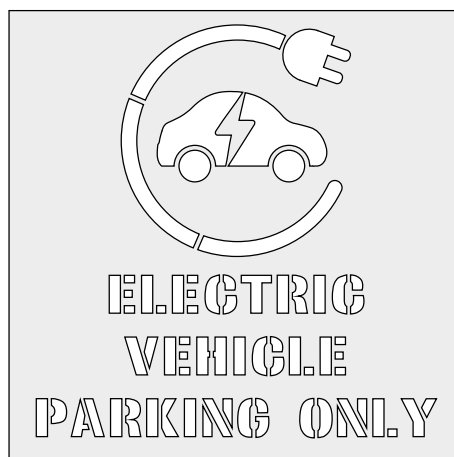
EV Charging Stencils

These large stencils are digitally cut from laminated vinyl, providing a tough and reusable finish. Each sign can be used with or without the adhesive on the reverse.

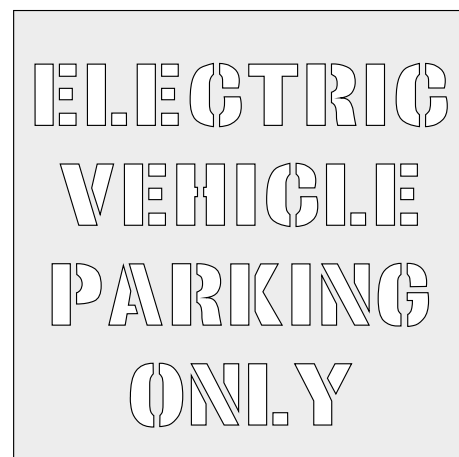
EV Charging Point Symbol



Electric Vehicle Parking with Symbol



Electric Vehicle Parking Only



Material	Size	Code
FLR	850 x 850	9700-850
FLR	1000 x 1000	9700-1000

Material	Size	Code
FLR	850 x 850	9701-850
FLR	1000 x 1000	9701-1000

Material	Size	Code
FLR	850 x 850	9702-850
FLR	1000 x 1000	9702-1000



 PURIFIED WATER

Pipeline Identification

Pipeline Flow Markers
Pipeline Identification Tape

PIPELINE IDENTIFICATION

What is Pipeline Identification?












Pipeline Identification is used for identifying the contents of pipes. Containers, tanks and vessels used in the workplace for hazardous chemical substances or mixtures, and the visible pipes in the workplace containing or transporting hazardous substances and mixtures, should be labelled showing the relevant contents. Pipeline flow markers have arrowheads at either end, one of which can be removed to indicate the direction of flow.

Why is Pipeline Identification Important?

Unidentified pipes can provide a serious hazard to both health and property. When repairs or maintenance is required, the contents and flow direction is one of the first questions that need to be answered.

Basic Identification Colours

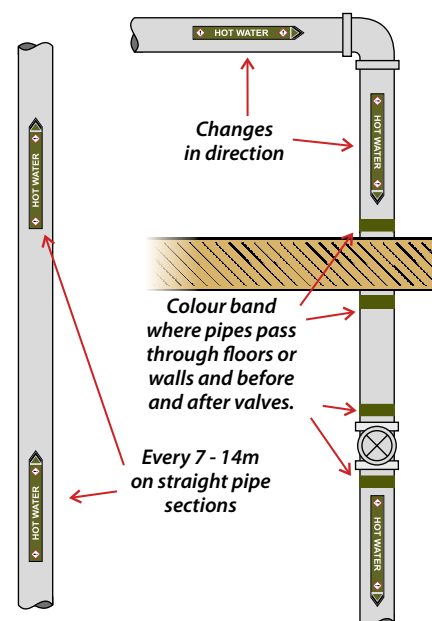
The background colours of our pipe markers and tapes all conform to the recommendations specified in BS 1710 2014 Identification of Pipelines and Services, as shown below:


Pipe Contents	Colour	BS 4800	Example
Air	Light Blue	20 E 51	
Water	Green	12 D 45	
Steam	Silver Grey	10 A 03	
Electricity	Orange	06 E 51	
Fire	Red	04 E 53	
Gases	Yellow Ochre	08 C 35	
Acid and Alkali	Violet	22 C 37	
Mineral Oils	Brown	06 C 39	
Warning	Yellow	08 E 51	
Fresh Water	Auxiliary Blue	18 E 53	
Other Liquids	Black	00 E 53	

The Health and Safety (Safety Signs and Signals) Regulations 1996 have made it a legal requirement that employers mark and identify hazardous materials in visible pipework.

Why Us

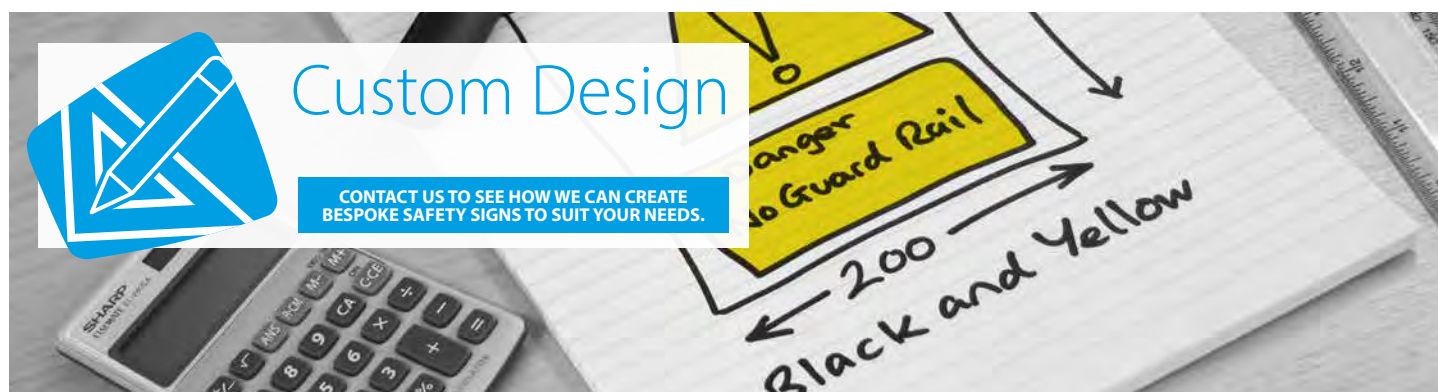
Our products conform to BS 1710, which specifies the colours and other information that should be used to identify pipes, ducts and electrical conduits. This standard itself references the appropriate colours to be used as per BS 4800, as well as some safety colours as listed detailed below.





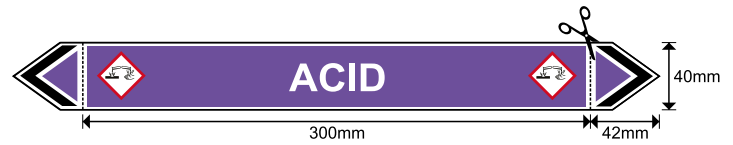
Custom Design

CONTACT US TO SEE HOW WE CAN CREATE BESPOKE SAFETY SIGNS TO SUIT YOUR NEEDS.



Pipeline Flow Markers

Supplied in packs of 5, our markers have arrowheads at either end to indicate the direction of flow, simply cut off the unneeded arrow and apply marker to the pipe with the arrow pointing in the direction of the flow.



All our markers are manufactured on a highly durable, self adhesive Polyester film, which is then laminated with clear Polyester. This makes it extremely resistant to scratching, chemicals and solvents as well as extremes of temperature.

OTHER SIZES AND FORMS ARE AVAILABLE, **PLEASE ASK FOR DETAILS.**

Air (Light Blue) 20 E 51



13456



13458



13460



13462



13464



13457



13459



13461



13463



13465



Water (Green) - 12 D 45



13410



13413



13416



13419



13422



13425



13411



13414



13417



13420



13423



13426



13428



13412



13415



13418



13421



13424




13427

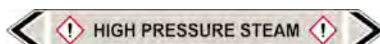
Steam (Silver Grey) - 10 A 03



13429



13431



13430



13432

Electricity (Orange) - 06 E 51



13433

Fire (Red) - 04 E 53



13434



13435



13436



13437

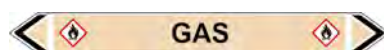
Gases (Yellow Ochre) - 08 C 35



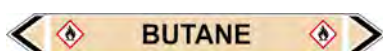
13438



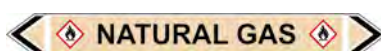
13439



13440



13441



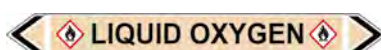
13442



13443



13444



13445



13446



13447



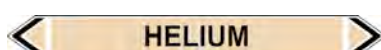
13448



13449



13450



13451



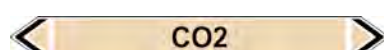
13452



13453



13454



13455

Acid and Alkali (Violet) - 22 C 37



13466



13467



13468



13469



13470



13471



13472



13473



13474



13475



13476



13477



13478



13479



13480



13481



13482



Mineral Oils (Brown) - 06 C 39



13483



13484



13485



13486



13487



13488



13489



13490



13491



13492



13493



13494



13495



13496



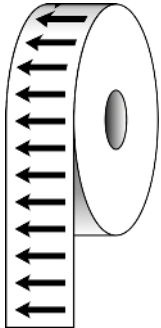
13497



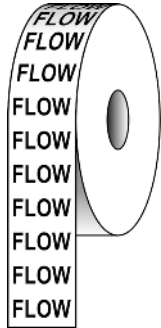
13498

NOTE: COLOURS ARE NOT A TRUE MATCH AND ARE FOR VISUAL PURPOSES ONLY.

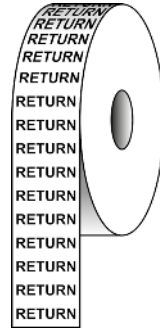
Pipeline Identification Tape



50mm x 33m 13499



50mm x 33m 13507



50mm x 33m 13508



1000'S OF STOCKED
SAFETY SIGNS
TRADE PRICES
NEXT DAY DELIVERY

It's easy to get hurt but, even easier to prevent it happening

FIND MORE ACCIDENT FREE DAY SIGNS ON PAGE 174



Many organisations are paying closer attention to health and safety and are identifying opportunities for improvement.

By introducing safety schemes and using signage to promote safety on their site so they can raise awareness and maintain safety standards.

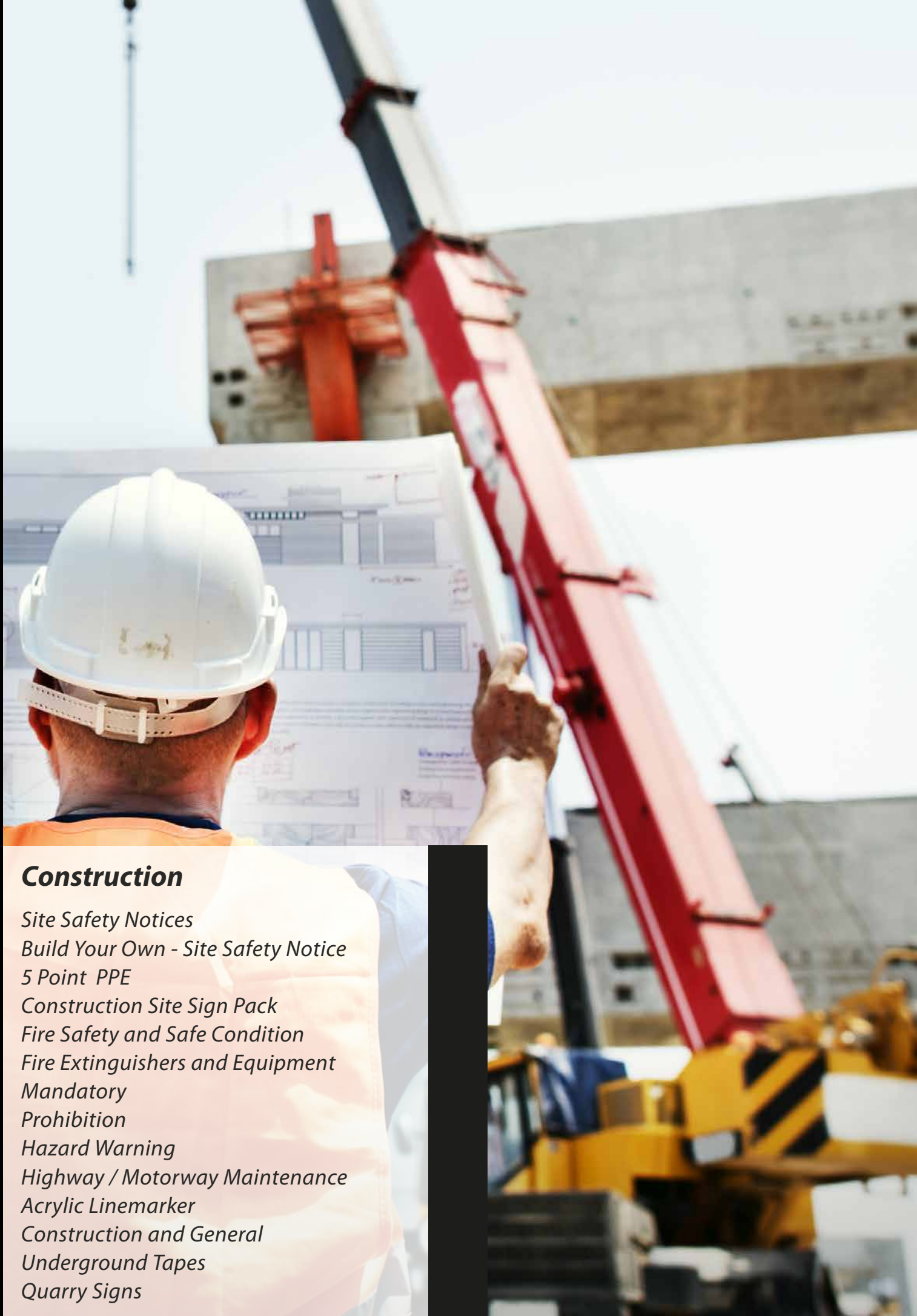
We provide a wide range of signs to create a positive safety culture.



Description	Code
Style A - 900 x 200mm	ADFSign-A



Description	Code
Style D - 900 x 200mm	ADFSign-D



Construction

Site Safety Notices

Build Your Own - Site Safety Notice

5 Point PPE

Construction Site Sign Pack

Fire Safety and Safe Condition

Fire Extinguishers and Equipment

Mandatory

Prohibition

Hazard Warning

Highway / Motorway Maintenance

Acrylic Linemarker

Construction and General

Underground Tapes

Quarry Signs

CONSTRUCTION

The construction industry in the UK is worth well over £100 billion per annum but unfortunately suffers from one of highest rates of injury and death. Health and safety is important in every industry sector, but workplace safety in the construction industry is often considered more important due to the severity of injuries which are inflicted.

In recent times health and safety is being positioned at the core of all operations and training, with the use of safety signs being used to help create awareness of risk and preventing of accidents.

Safety Signs are a legal requirement and construction site safety signs deliver important information warning you of hazards or requirements that must be obeyed. It is the responsibility of the people who run the site to ensure that there is sufficient safety signs in full and clear view for workers, visitors and members of the public.


Our extensive range of signs and noticeboards are available ex-stock, with customisation available to ensure any risk or message can be communicated effectively.



IN THE KNOW

"Construction is the third most dangerous industry according to the UK's health and safety executive's (HSE), costing the construction industry over £1bn."

(SOURCE – HSE)

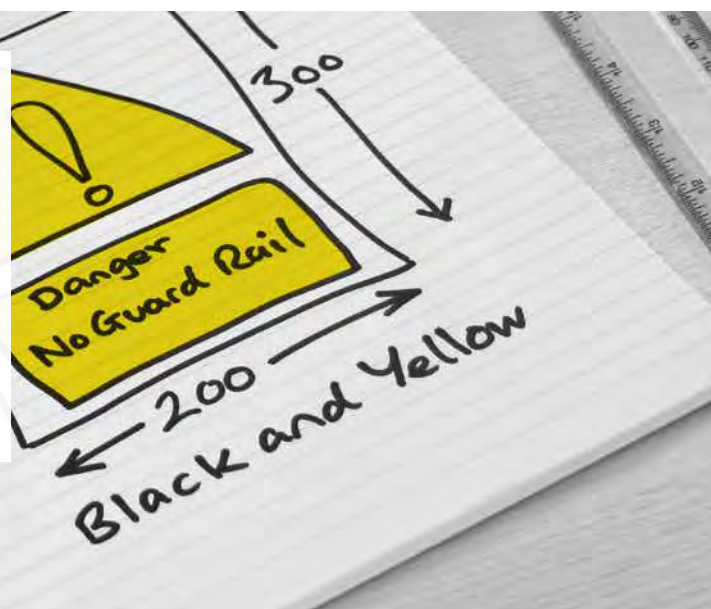


Custom Design

GET IN TOUCH FOR MORE INFORMATION

Our specialist manufacturing team have years of experience designing, producing and installing custom products across the UK.

Whether you are looking for customised site safety signs, hoarding graphics, banners, tapes, labels, industrial marking stencils or floor graphics, we are happy to help.



Site Safety Notices

With the numerous dangers found on modern construction sites, it has become harder and harder for a site safety manager to effectively demonstrate, the relevant safety procedures and methods of work which is a lawful requirement.

These signs have been specifically designed to provide safety managers with the information they need to display on one sign. We can also create bespoke site safety signs with specific logos or company branding.



800 x 600 FMX 4550



800 x 600 (Irish) FMX 4550-EIRE



600 x 800 FMX 4552



800 x 600 CRX 12483
800 x 600 FMX 12461



800 x 600 RPVC 12404



600 x 900 CRX 14289



800 x 600 FMX 4551
800 x 600 RPVC 12485



800 x 600 RPVC 12405



800 x 600 CRX 12482
800 x 600 FMX 12460



800 x 600 FMX 15027



Build Your Own - Site Safety Notice

SITE SAFETY

Under the Health & Safety at Work Act 1974 all persons entering this site must comply with all the regulations under this act. All visitors must report to the site office and obtain permission to proceed on to the site or any work area. Safety signs and procedures must be observed and personal protection and safety equipment must be worn at all times.



Choose 8 300 x 100mm signs from the selection above to create your perfect Site Safety Notice.

Description	Code
Build Your Own - Site Safety Notice RPVC (650 x 650mm)	17332

IF NO SELECTION IS MADE, WE WILL SUPPLY THE BEST SELLING OPTION.

5 Point PPE required at all times

This 3mm ACP board comes complete with 20mm powder coated mild steel stand. Ideal for displaying in temporary locations or difficult areas where wall fixing is not an option.

- Adjustable rubber feet – for grip and stability
- Folds flat for storage or transportation
- Adjustable frame allows for 3 different angles of display

Board dimensions (WxH): 1300 x 1500mm



Description	Code
5 point PPE required at all times (1300 x 1500mm)	SBL-001

Site Safety Notice Board A

This 3mm ACP board comes complete with 6 pockets mounted to the front, allowing for vital site information to be held securely in one place with drywipe lamination in the 'Notices' section for adding further information.

Board dimensions (WxH): 2000 x 1200mm

Description	Code
Site Board	SB-BD60



FIND OUR FULL RANGE OF SITE SAFETY NOTICE BOARDS ON PAGE 172
CONTACT US FOR A BESPOKE OPTION.

Material Key

CRX	Lightweight Corrugated Plastic
FMX	3mm Foamed PVC Board
RPVC	Rigid 1mm PVC Board (Non Adhesive)



NEED A PORTABLE OR FREE STANDING VERSION?

See page 168 for more information on multi-purpose frames

Construction safety sign packs are a cost effective way to buy safety signs and literature. Providing a range of signs including,

- Site Safety Composite signs
- Mandatory PPE Safety signs
- First Aid signs
- Fire Safety signage
- Accident Report books
- plus much more.



Construction Site Sign Pack

Simple, basic selection of 5 ready to retail construction site signs.



Description	Code
Construction Site Sign Pack	13974

Description	Qty	Code
Site Safety Composite (FMX, 800 x 600)	1	12461
Site Safety Composite (FMX, 800 x 600)	1	12460
Site safety starts here (RPVC, 600 x 400)	1	13975
Safety helmets must be worn on this site (RPVC, 600 x 450)	1	11413
You are now entering a designated area (RPVC, 600 x 450)	1	13976

Site Sign Pack - Selection A

Simple, basic selection of 19 ready to retail site signs.
Perfect for smaller sites.



Description	Code
Site Sign Pack - Selection A	17333

Description	Qty	Code
Accident Report Book	1	14900
All Drivers and Visitors Must Report To Site Office (RPVC, 600 x 450)	1	11459
Approved Personal Protective Equipment Must Be Worn (PVC, 600 x 400)	1	4020
Building Site Warning To Public and Parents (PVC, 600 x 400)	1	4251
Composite Site Safety Notice (FMX, 800 x 600)	2	4550
Danger Keep Out (RPVC, 400 x 600)	4	11230
First Aid (RPVC, 200 x 300)	1	12043
Fire Assembly Point (RPVC, 400 x 600)	1	12031
Fire Extinguisher (RPVC, 300 x 400)	1	12329
Health & Safety Law Poster (LAM, 420 x 594)	1	HSE01
No Smoking (RPVC, 400 x 600)	2	11813
No Unauthorised Persons Allowed Beyond This Point (RPVC, 400 x 600)	1	11607
Site Office (RPVC, 300 x 100)	1	13944
Site Safety Starts Here (RPVC, 400 x 300)	1	13953

Material Key	
SAV	Self Adhesive Vinyl
RPVC	Rigid 1mm PVC Board (Non Adhesive)
PVC	Self Adhesive Semi Rigid PVC
FMX	3mm Foamed PVC Board
LAM	Laminated Paper

FIND OUR FULL RANGE OF
SAFETY SIGNS STARTING ON PAGE 14

CONTACT US TO SEE HOW WE CAN CREATE
BESPOKE SAFETY SIGNS TO SUIT YOUR NEEDS.

Site Sign Pack - Selection B

A comprehensive selection of 43 safety notices.

Suitable for a wide variety of sites.



PACK CONTENTS

Description	Code
Site Sign Pack - Selection B	17334

Description	Qty	Code
Accident Report Book	1	14900
All Drivers and Visitors Must Report To Site Office (RPVC, 600 x 450)	1	11459
Approved Personal Protective Equipment Must Be Worn (PVC, 600 x 400)	1	4020
Building Site Warning To Public and Parents (PVC, 600 x 400)	1	4251
'Build Your Own' Site Safety Template (FMX, 650 x 650)	2	14511
Children Must Not Play On This Site (SAV, 300 x 100)	2	14303
Construction Site Keep Out (SAV, 300 x 100)	2	12380
Danger High Voltage (SAV, 300 x 100)	2	11085
Danger Keep Out (RPVC, 400 x 600)	4	11230
Danger keep Out (SAV, 300 x 100)	2	12382
Ear Protection Must Be Worn (SAV, 300 x 100)	2	11404
Eye Protection Must Be Worn (SAV, 300 x 100)	2	11396
Fire Assembly Point (RPVC, 400 x 600)	1	12031
Fire Extinguisher (RPVC, 300 x 400)	1	12329
First Aid (RPVC, 200 x 300)	1	12043
Health & Safety Law Poster (LAM, 420 x 594)	1	HSE01
High Visibility Clothing Must Be Worn In This Area (SAV, 300 x 100)	2	11688
No Smoking (RPVC, 400 x 600)	2	11813
No Smoking (SAV, 300 x 100)	2	11802
No Unauthorised Persons Allowed Beyond This Point (RPVC, 400 x 600)	1	11607
No Unauthorised Persons Allowed Beyond This Point (SAV, 300 x 100)	2	11654
Protective Footwear Must Be Worn (SAV, 300 x 100)	2	11384
Protective Gloves Must Be Worn (SAV, 300 x 100)	2	11392
Safety Helmets Must Be Worn In This Area (SAV, 300 x 100)	2	11408
Site Office (RPVC, 300 x 100)	1	13944
Site Safety Starts Here (RPVC, 400 x 300)	1	13953

Site Sign Pack - Selection C

The complete collection of 10 site safety notices, including an Accident / Injury Report Book. Helping to ensure sites are safety compliant.



PACK CONTENTS

Description	Code
Site Sign Pack - Selection C	17335

Description	Qty	Code
Accident Report Book	1	14900
All Drivers And Visitors Must Report To Site Office (RPVC, 600 x 450)	1	11459
Composite Site Safety Notice (FMX, 800 x 600)	1	4550
Danger Keep Out (RPVC, 400 x 600)	2	11230
Fire Assembly Point (RPVC, 400 x 600)	1	12031
First Aid (RPVC, 200 x 300)	1	12043
No Smoking (RPVC, 400 x 600)	2	11813
Site Office (RPVC, 300 x 100)	1	13944



IN THE KNOW

Agriculture and construction are some of the most dangerous sectors to work in, with the most common cause of a fatal injury being falling from height.

Fire Safety and Safe Condition



300 x 100	SAV	12578
400 x 150	SAV	12104
400 x 150	RPVC	12105
400 x 150	PVC	1684
600 x 200	SAV	12106
600 x 200	RPVC	12107



300 x 100	SAV	12579
400 x 150	SAV	12096
400 x 150	RPVC	12097
400 x 150	PVC	1683
600 x 200	SAV	12098
600 x 200	RPVC	12099



300 x 100	SAV	12576
400 x 150	SAV	12092
400 x 150	RPVC	12093
400 x 150	PVC	1685
600 x 200	SAV	12094
600 x 200	RPVC	12095



300 x 100	SAV	12577
400 x 150	SAV	12000
400 x 150	RPVC	12001
400 x 150	PVC	1686
600 x 200	SAV	12002
600 x 200	RPVC	12003



300 x 100	SAV	12581
300 x 150	SAV	12128
300 x 150	RPVC	12129
300 x 150	PVC	1692
400 x 200	SAV	12130
400 x 200	RPVC	12131
600 x 200	RPVC	12580



300 x 100	SAV	12583
600 x 200	RPVC	12582



300 x 100	SAV	12394
600 x 200	RPVC	12393



300 x 100	SAV	12392
600 x 200	RPVC	12391



300 x 100	SAV	12138
300 x 100	RPVC	12139
600 x 100	SAV	12140
600 x 100	RPVC	12141
600 x 100	PVC	1534



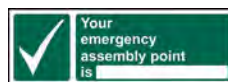
50 x 50	SAV	12366
100 x 100	SAV	14327
100 x 100	RPVC	14328



300 x 100	SAV	12040
300 x 100	RPVC	12041



300 x 100	SAV	14516
600 x 200	RPVC	14517



300 x 100	SAV	14301
600 x 200	RPVC	14286



200 x 300	SAV	14293
200 x 300	RPVC	14515



300 x 200	SAV	12028
300 x 200	RPVC	12029
300 x 200	ACP	14013
600 x 400	SAV	12030
600 x 400	RPVC	12031
600 x 450	ACP	14014



300 x 100	SAV	12050
300 x 100	RPVC	12051
600 x 200	RPVC	12388



300 x 100	SAV	12038
300 x 100	RPVC	12039



300 x 100	SAV	11903
300 x 100	RPVC	11904

Fire Extinguishers and Equipment



75 x 200	PVC	1370
82 x 202	SAV	12308
82 x 202	RPVC	12309



75 x 200	PVC	1372
82 x 202	SAV	12310
82 x 202	RPVC	12311



75 x 200	PVC	1371
82 x 202	SAV	12306
82 x 202	RPVC	12307



75 x 200	PVC	1373
82 x 202	SAV	12304
82 x 202	RPVC	12305



200 x 300	PVC	1451
200 x 300	SAV	14001
200 x 300	RPVC	14002



200 x 200	SAV	14514
200 x 200	RPVC	14296



200 x 200	SAV	12344
200 x 200	RPVC	12345



CAN'T FIND WHAT YOU'RE LOOKING FOR?

**CONTACT US TO SEE HOW WE CAN CREATE
BESPOKE SAFETY SIGNS TO SUIT YOUR NEEDS.**



Material Key

SAV	Self Adhesive Vinyl
RPVC	Rigid 1mm PVC Board (Non Adhesive)
PVC	Self Adhesive Semi Rigid PVC
PVC	2mm Vandal Resistant Polycarbonate
ACP	Aluminium Composite Panel
CRX	Lightweight Corrugated Plastic

**FIND OUR FULL
RANGE OF TAKTYLE
BRAILLE SIGNS
FROM PAGE 66**



This sign image has been enlarged in comparison to the other signs on this page to show detail, the actual size is listed underneath the image.

KEY

Mandatory



200 x 300 CRX 12475
200 x 300 PVC 0002
400 x 600 PVC 4000



200 x 300 SAV 11426
200 x 300 RPVC 11427
400 x 600 SAV 11428
400 x 600 RPVC 11429



200 x 300 SAV 11434
200 x 300 RPVC 11435
400 x 600 SAV 11436
400 x 600 RPVC 11437



200 x 300 SAV 11446
200 x 300 RPVC 11447
400 x 600 SAV 11448
400 x 600 RPVC 11449



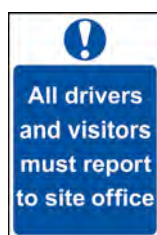
400 x 600 PVC 4007



200 x 300 SAV 14410
200 x 300 RPVC 13963
200 x 300 PVC 0255
400 x 600 PVC 4003



150 x 200 SAV 13969
200 x 300 SAV 11414
200 x 300 RPVC 11415
200 x 300 PVC 0253
400 x 600 SAV 11416
400 x 600 RPVC 11417



200 x 300 PVC 0251
400 x 600 PVC 4002



200 x 300 SAV 14305
200 x 300 RPVC 14306



200 x 300 SAV 11508
200 x 300 RPVC 11509



600 x 450 SAV 11450
600 x 450 RPVC 11451



600 x 450 SAV 11412
600 x 450 RPVC 11413



600 x 450 SAV 11458
600 x 450 RPVC 11459
600 x 450 CRX 12476



100 x 100 SAV 11324
100 x 100 RPVC 11325
150 x 150 SAV 11326
150 x 150 RPVC 11327



100 x 100 SAV 12574
100 x 100 RPVC 14256
150 x 150 SAV 11510
150 x 150 RPVC 11511
200 x 200 SAV 11512
200 x 200 RPVC 11513
300 x 300 SAV 11514
300 x 300 RPVC 11515



600 x 400 RPVC 13952
600 x 400 PVC 4001



600 x 400 PVC 4020



300 x 200 PVC 0024
600 x 400 PVC 4009



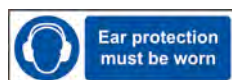
600 x 450 CRX 12477



300 x 100 SAV 11408
300 x 100 RPVC 11409
600 x 200 SAV 11410
600 x 200 RPVC 11411



300 x 100 SAV 11392
300 x 100 RPVC 11393
600 x 200 SAV 11394
600 x 200 RPVC 11395



300 x 100 SAV 11404
300 x 100 RPVC 11405
600 x 200 SAV 11406
600 x 200 RPVC 11407



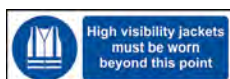
300 x 100 SAV 11396
300 x 100 RPVC 11397
600 x 200 SAV 11398
600 x 200 RPVC 11399



300 x 100 SAV 11384
300 x 100 RPVC 11385
600 x 200 SAV 11386
600 x 200 RPVC 11387



300 x 100 SAV 11688
300 x 100 RPVC 11689



300 x 100 SAV 14295
600 x 200 RPVC 14304



600 x 200 RPVC 12373



600 x 200 RPVC 12385



300 x 100 SAV 14299
600 x 200 RPVC 14300

Recycling in the Workplace

Making your workplace a cleaner place.

FIND OUR
RECYCLING
SIGNS ON
PAGE 98



Prohibition



300 x 100 SAV 11668
300 x 100 RPVC 11669
600 x 200 SAV 11670
600 x 200 RPVC 11671



300 x 100 SAV 14518
600 x 200 RPVC 14287



300 x 100 SAV 11666
300 x 100 RPVC 11667
600 x 200 SAV 13977
600 x 200 RPVC 13978



300 x 100 SAV 11662
300 x 100 RPVC 11663
600 x 200 SAV 11664
600 x 200 RPVC 11665



150 x 50 SAV 11800
150 x 50 RPVC 11801
300 x 100 SAV 11802
300 x 100 RPVC 11803
600 x 200 SAV 11804
600 x 200 RPVC 11805



200 x 300 PVC 0618
400 x 600 PVC 4055



400 x 600 CRX 12480
400 x 600 RPVC 13949



200 x 300 PVC 0605
400 x 600 PVC 4051



200 x 300 PVC 0619



148 x 210 SAV 14302
148 x 210 RPVC 14769



300 x 100 SAV 11654
300 x 100 RPVC 11655
600 x 200 SAV 11656
600 x 200 RPVC 11657



100 x 100 SAV 11620
100 x 100 RPVC 11621
200 x 200 SAV 11622
200 x 200 RPVC 11623
400 x 400 SAV 11624
400 x 400 RPVC 11625



400 x 600 RPVC 13950



400 x 600 PVC 4052



100 x 150 SAV 11808
100 x 150 RPVC 11809
200 x 300 SAV 11810
200 x 300 RPVC 11811
400 x 600 SAV 11812
400 x 600 RPVC 11813



300 x 100 SAV 14303
600 x 200 RPVC 14288



600 x 400 PVC 4054



600 x 450 SAV 11682
600 x 450 RPVC 11683



Hazard Warning



200 x 300 RPVC 13962



400 x 600 PVC 4102



200 x 300 PVC 13954



200 x 300 SAV 11177
200 x 300 RPVC 11178



300 x 100 SAV 12382
600 x 200 RPVC 12381



300 x 100 SAV 12380
600 x 200 RPVC 12379



300 x 200 RPVC 14020



600 x 450 SAV 12400
600 x 450 RPVC 12401



600 x 450 CRX 12479



600 x 400 PVC 4005
600 x 400 RPVC 13956



600 x 450 PVC 4004

FIND OUR FULL SAFETY SIGN RANGE STARTING FROM PAGE 14



600 x 200 RPVC 12564



600 x 200 RPVC 12563



600 x 200 RPVC 12566

300 x 100 SAV 14878
600 x 200 RPVC 14294

600 x 200 RPVC 12565



600 x 200 RPVC 12567



600 x 200 RPVC 12562

300 x 100 SAV 11085
300 x 100 RPVC 11086
600 x 200 SAV 11087
600 x 200 RPVC 11088300 x 100 SAV 11183
300 x 100 RPVC 11184
600 x 200 SAV 11185
600 x 200 RPVC 11186300 x 100 SAV 12569
600 x 200 RPVC 12568

Highway / Motorway Maintenance

HIGHWAY MAINTENANCE

600 x 75 SAV 1942
600 x 75 CLG 1944
600 x 75 MAG 1945
700 x 75 SAV 1946
600 x 300 SAV 1947
1000 x 350 SAV 1948

MOTORWAY MAINTENANCE

600 x 75 CLG 1914
600 x 75 MAG 1915
890 x 100 SAV 12585
890 x 100 CLG 12587
1000 x 350 SAV 1918

Acrylic Linemarker

Specially designed to produce hard wearing clearly visible lines. Suitable for hand or machine application, indoors and out.

- Ozone friendly
- Xylene free
- Supplied in singles

Description	Code
Yellow	14520
White	14521
Red	14522
Blue	14523
Green	14524
Orange	14525
Black	14526



Colour swatches are not a true representation of product colour. These are for visual purposes only.

Hand Held Line Paint Applicator

For use with standard 750ml paint cans

Description	Code
Applicator	PE95L



Material Key















SAV	Self Adhesive Vinyl
PVC	Self Adhesive Semi Rigid PVC
RPVC	Rigid 1mm PVC Board (Non Adhesive)
CLG	Window Cling Vinyl
MAG	0.6mm Flexible Magnetic
CRX	Lightweight Corrugated Plastic



IN THE KNOW

92 Members of the public
were killed due to work related activities in 2018/19

Construction and General

Site Office 300 x 100 SAV 13885 300 x 100 RPVC 13944 600 x 200 RPVC 12383	 300 x 100 SAV 13887 300 x 100 RPVC 14443	 300 x 100 SAV 13886 300 x 100 RPVC 14444	 300 x 100 SAV 14297 600 x 200 RPVC 14298	 900 x 300 RPVC 15066	 900 x 300 RPVC 15063
Entrance 300 x 100 SAV 14462 300 x 100 RPVC 14463	Reception 300 x 100 SAV 14456 300 x 100 RPVC 14457	Office 300 x 100 SAV 14466 300 x 100 RPVC 14467	Staff only 300 x 100 SAV 14458 300 x 100 RPVC 14459	 300 x 100 SAV 14452 300 x 100 RPVC 14453	Thieves will be prosecuted 300 x 100 SAV 14450 300 x 100 RPVC 14451
Please ring for attention 300 x 100 SAV 14464 300 x 100 RPVC 14465	Cloakroom 300 x 100 SAV 14472 300 x 100 RPVC 14473	Drying room 300 x 100 SAV 14454 300 x 100 RPVC 13945	Canteen 300 x 100 SAV 14455 300 x 100 RPVC 13946	Private 300 x 100 SAV 14460 300 x 100 RPVC 14461	Stores 300 x 100 SAV 14470 300 x 100 RPVC 14471
 Toilet 300 x 100 SAV 14437 300 x 100 RPVC 13947	 Toilet 300 x 100 SAV 14438 300 x 100 RPVC 13948	Toilets 300 x 100 SAV 14445 300 x 100 RPVC 14446 200 x 50 RPVC 15056	Diesel fuel only 150 x 150 SAV 14474 150 x 150 RPVC 14475	Gents 300 x 100 SAV 14439 300 x 100 RPVC 14440	Ladies 300 x 100 SAV 14441 300 x 100 RPVC 14442
 125 x 200 SAV 14307 125 x 200 RPVC 14308 200 x 250 SAV 12589 200 x 250 RPVC 14309	 125 x 200 SAV 14310 125 x 200 RPVC 14311 200 x 250 SAV 12590 200 x 250 RPVC 14312	 125 x 200 SAV 14313 125 x 200 RPVC 14314 200 x 250 SAV 14315 200 x 250 RPVC 14316	 200 x 300 PYC 3521	 300 x 200 SAV 14504 300 x 200 RPVC 14505	
Way in 300 x 200 SAV 14478 300 x 200 RPVC 14479	Way out 300 x 200 SAV 14480 300 x 200 RPVC 14481	Goods inwards 300 x 200 SAV 14482 300 x 200 RPVC 14483	Goods outwards 300 x 200 SAV 14484 300 x 200 RPVC 14485	Trespassers will be prosecuted 300 x 200 SAV 14502 300 x 200 RPVC 14503	
Vehicles and contents are left entirely at owners risk 300 x 200 SAV 14476 300 x 200 RPVC 14477	Car park 300 x 200 SAV 14486 300 x 200 RPVC 14487	Site car park 300 x 200 SAV 14492 300 x 200 RPVC 14493	Staff car park 300 x 200 SAV 14494 300 x 200 RPVC 14495	Visitors car park 300 x 200 SAV 14488 300 x 200 RPVC 14489	
Private car park 300 x 200 SAV 14490 300 x 200 RPVC 14491	No parking 300 x 200 SAV 14500 300 x 200 RPVC 14501	 300 x 200 PVC 3531	All visitors must report to site office 300 x 200 SAV 14498 300 x 200 RPVC 14499	All visitors must report to reception 300 x 200 SAV 14506 300 x 200 RPVC 14507	

Material Key

SAV	Self Adhesive Vinyl
RPVC	Rigid 1mm PVC Board (Non Adhesive)
PVC	Self Adhesive Semi Rigid PVC
PYC	2mm Vandal Resistant Polycarbonate

THESE SIGNS ARE MANUFACTURED FROM NON-REFLECTIVE MATERIALS AND ARE SUITABLE FOR USE ON PRIVATE LAND TO WHICH THE PUBLIC HAS NO ACCESS.



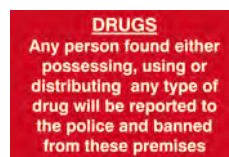
300 x 200 PVC 1659



300 x 200 PVC 1601



300 x 200 PVC 1607



300 x 200 PVC 1604



300 x 200 PVC 1609



300 x 200 PVC 1651



300 x 200 PVC 1610



300 x 200 PVC 1611



300 x 200 PVC 1652



300 x 200 PVC 1618



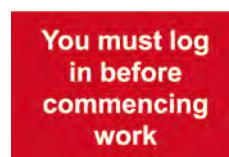
300 x 200 PVC 1653



300 x 200 PVC 13838



300 x 200 PVC 1654



300 x 200 PVC 14019



400 x 300 RPVC 15062

Underground Tapes

These underground tapes comply with electricity, safety, quality and continuity regulations. Alert excavation crews to imminent danger from buried cables, pipes and other hazards. Manufactured from tough 90 micron polypropylene, the tapes are brightly coloured for clear visibility. Detectable versions available on request.

Size: 150mm x 365m



Caution Telephone Cable Below 14066



Caution Water Pipe Below 14062



Caution Communications Cable Below 14063



Caution Street Lighting Cable Below 14067



Caution Electric Cable Below 14070



Caution CCTV Cable Below 14064



Caution Fire Main Below 14068



Caution Gas Main Below 14071



Caution Fibre Optic Cable Below 14065



Caution Sewer Pipe Below 14069



Caution Street Lighting Cable Below 14072

Quarry Signs

Under the Quarries Regulations Act 1999, Operators hold responsibility for ensuring adequate measures are taken to safeguard any persons in and around the quarry environment. Keep your quarry site safe by using the correct signage to warn staff and visitors of any potential dangers.



600 x 400 ACP 17908
600 x 400 FMX 17925



600 x 400 ACP 17909
600 x 400 FMX 17926



600 x 400 ACP 17910
600 x 400 FMX 17927



600 x 400 ACP 17911
600 x 400 FMX 17928



70 x 400 SAV 17935



600 x 400 ACP 17938
600 x 400 FMX 17939



600 x 400 ACP 17916
600 x 400 FMX 17933



600 x 400 ACP 17913
600 x 400 FMX 17930



600 x 400 ACP 17915
600 x 400 FMX 17932



600 x 400 ACP 17912
600 x 400 FMX 17929



600 x 400 ACP 17914
600 x 400 FMX 17931



400 x 70 SAV 17934



190 x 190 ACP 17936
190 x 190 SAV 17937



400 x 600 ACP 17900
400 x 600 FMX 17917



400 x 600 ACP 17901
400 x 600 FMX 17918



400 x 600 ACP 17902
400 x 600 FMX 17919



400 x 600 ACP 17903
400 x 600 FMX 17920



400 x 600 ACP 17904
400 x 600 FMX 17921



400 x 600 ACP 17905
400 x 600 FMX 17922



400 x 600 ACP 17906
400 x 600 FMX 17923



400 x 600 ACP 17907
400 x 600 FMX 17924



Material Key

ACP	Aluminium Composite Panel
FMX	3mm Foamed PVC Board
SAV	Self Adhesive Vinyl

CAN'T FIND WHAT YOU'RE LOOKING FOR?

**CONTACT US TO SEE HOW WE CAN CREATE
BESPOKE SAFETY SIGNS TO SUIT YOUR NEEDS.**

CONCEPT TO COMPLETION

WE'RE NOT JUST EXPERTS IN SAFETY SOLUTIONS



Whether it's hoarding for the development, way finding signage, site safety signage or signage for the completed building.

**WE CAN PROVIDE COMPLETE SIGNAGE SOLUTIONS
FOR THE LIFECYCLE OF A BUILDING.**



Road and Traffic Signs

UKCA / CE Marked Permanent Road Signs

Supplementary Road Signs

Permanent Road Signs

Road Sign Fixings and Posts

Temporary Road Signs

Supplementary Plates

Road Sign Frames (Stanchions)

Acrylic Linemarker

Lollipop Signs and Banksman Paddles

Roll-up Signs

Non-Reflective Road Signs

Speed Control

MOT Signs

Safety Mirrors

Grit Bins

ROAD AND TRAFFIC SIGNS

Road and Traffic signs are commonly erected at the side or above roads to give instructions or provide information to road users. These are generally separated into permanent and temporary categories.

All permanent road signs must be manufactured by an audited and registered company by law, and have the appropriate labelling attached to the reverse. As manufacturers we are fully accredited to the relevant standards.

The UKCA (UK Conformity Assessed) marking is a new UK product marking that is used for goods being placed on the market in Great Britain (England, Wales and Scotland). It covers most goods which previously required the CE marking.



All permanent roads signs manufactured for installation within Great Britain will be supplied with a UKCA mark, whereas signs destined for the European market will have the CE Mark.

Materials:

Mild Steel Sheet

A lightweight mild steel sheet with weather resistant properties.

Due to it being light weight it is not as durable as ACP or Aluminium, this combined with its low cost usually means it is used as temporary signage in a standing frame.

ACP

ACP is an Aluminium composite material made from two lightweight sheets of Aluminium with a solid black thermoplastic core.

Light weight but extremely strong, ideal for outdoor use due to its excellent resistance to adverse weather and zero scrap value.

Other

We can also manufacture signs on different materials to suit specific applications.

These include solid aluminium plate, recycled plastic, or roll-up temporary signs or non-reflective PVC.

Class Ref 1

Sometimes referred to as Engineering grade, this has a lower grade of retro-reflectivity and is commonly used on temporary road signage.

Class Ref 2

This is a high intensity prismatic (HIP) retro-reflective sheet, specifically designed for use on permanent road signs. Engineered to give good reflectivity at all angles critical to the driver and is more durable with a longer lifespan.

Class Ref R3B

This is the highest grade retro-reflective sheet available, and is specified for permanent signs where the ultimate visibility and legibility is required, such as motorway signs. This material is available on request.

Fixings

All our permanent road signs come with the option to have channel riveted horizontally onto the rear of a sign. Channel is a formed strip, to provide fixing anchorage for either anti-rotational clamps or banding (with buckles). Signs come with a suitable number of channel strips, depending on the size of the sign. The larger the sign, the more strips of channel are required.

Please see page 144 for fixings options

UKCA / CE Marked Permanent Road Signs

These Road Signs conform to the Traffic Signs Regulations and General Directions 2002 and BS EN 12899-1:2007 (which has replaced BS 873 Parts 5 and 6).

Manufactured from Aluminium composite which provides excellent strength and durability. Each sign is available with or without channelling on the reverse.



ACP does not have channel - ACPC has channel



450 dia. ACPC 14021
450 dia. ACP 14021-1
600 dia. ACPC 13045
600 dia. ACP 13045-1



450 dia. ACPC 14022
450 dia. ACP 14022-1
600 dia. ACPC 13046
600 dia. ACP 13046-1



450 dia. ACPC 14023
450 dia. ACP 14023-1
600 dia. ACPC 13047
600 dia. ACP 13047-1



450 dia. ACPC 14024
450 dia. ACP 14024-1
600 dia. ACPC 13048
600 dia. ACP 13048-1



450 dia. ACPC 14025
450 dia. ACP 14025-1
600 dia. ACPC 13049
600 dia. ACP 13049-1



450 dia. ACPC 14026
450 dia. ACP 14026-1
600 dia. ACPC 13050
600 dia. ACP 13050-1



450 dia. ACPC 14027
450 dia. ACP 14027-1
600 dia. ACPC 13051
600 dia. ACP 13051-1



450 dia. ACPC 14028
450 dia. ACP 14028-1
600 dia. ACPC 13052
600 dia. ACP 13052-1

SIGN CHANNEL OPTIONS

These signs are available with or without channelling on the reverse.

Find out more about sign fixings on page 144



450 dia. ACPC 14797
450 dia. ACP 14797-1
600 dia. ACPC 14798
600 dia. ACP 14798-1



450 dia. ACPC 14799
450 dia. ACP 14799-1
600 dia. ACPC 14800
600 dia. ACP 14800-1



450 dia. ACPC 14031
450 dia. ACP 14031-1
600 dia. ACPC 13055
600 dia. ACP 13055-1



450 dia. ACPC 14801
450 dia. ACP 14801-1
600 dia. ACPC 14802
600 dia. ACP 14802-1



450 dia. ACPC 14029
450 dia. ACP 14029-1
600 dia. ACPC 13053
600 dia. ACP 13053-1



450 dia. ACPC 14032
450 dia. ACP 14032-1
600 dia. ACPC 13056
600 dia. ACP 13056-1



450 dia. ACPC 14709
450 dia. ACP 14709-1
600 dia. ACPC 14710
600 dia. ACP 14710-1



450 dia. ACPC 14711
450 dia. ACP 14711-1
600 dia. ACPC 14712
600 dia. ACP 14712-1



450 dia. ACPC 14713
450 dia. ACP 14713-1
600 dia. ACPC 14714
600 dia. ACP 14714-1



450 dia. ACPC 14030
450 dia. ACP 14030-1
600 dia. ACPC 13054
600 dia. ACP 13054-1



IN THE KNOW

THERE ARE 2 MAIN TYPES OF REFLECTIVE FACING FOR ROAD SIGNS.

Class Ref 1 is lower grade and is only used on our temporary road signage.

Class Ref 2 is higher grade and is used on all our permanent road signage.



600 dia. ACPC 13057
600 dia. ACP 13057-1



600 dia. ACPC 13058
600 dia. ACP 13058-1



600 dia. ACPC 13059
600 dia. ACP 13059-1



600 dia. ACPC 13060
600 dia. ACP 13060-1



600 dia. ACPC 13061
600 dia. ACP 13061-1



600 dia. ACPC 13062
600 dia. ACP 13062-1



600 dia. ACPC 13063
600 dia. ACP 13063-1



600 dia. ACPC 13064
600 dia. ACP 13064-1



600 tri. ACPC 13066
600 tri. ACP 13066-1



600 tri. ACPC 13065
600 tri. ACP 13065-1



600 tri. ACPC 14716
600 tri. ACP 14716-1



600 tri. ACPC 13068
600 tri. ACP 13068-1

**DON'T FORGET
YOUR FIXINGS
PAGE 144**



600 tri. ACPC 13069
600 tri. ACP 13069-1



600 tri. ACPC 13070
600 tri. ACP 13070-1



600 tri. ACPC 13071
600 tri. ACP 13071-1



600 tri. ACPC 14715
600 tri. ACP 14715-1



600 tri. ACPC 13074
600 tri. ACP 13074-1



600 tri. ACPC 13075
600 tri. ACP 13075-1



600 tri. ACPC 13073
600 tri. ACP 13073-1

**ALL OF OUR PERMANENT
ROAD SIGNS HAVE A HIGH
INTENSITY CLASS REF 2 FACING
SUITABLE FOR PUBLIC HIGHWAY.**



600 tri. ACPC 14717
600 tri. ACP 14717-1



600 tri. ACPC 14718
600 tri. ACP 14718-1



600 tri. ACPC 14719
600 tri. ACP 14719-1



600 tri. ACPC 13072
600 tri. ACP 13072-1



600 tri. ACPC 13076
600 tri. ACP 13076-1



600 tri. ACPC 14922
600 tri. ACP 14922-1



600 tri. ACPC 14720
600 tri. ACP 14720-1



600 tri. ACPC 14721
600 tri. ACP 14721-1



600 tri. ACPC 14722
600 tri. ACP 14722-1



600 tri. ACPC 13067
600 tri. ACP 13067-1

Material Key

ACP	Aluminium Composite Panel
ACPC	Aluminium Composite Panel with Channel



These signs are available with or without channelling on the reverse.

Codes with the '-1' suffix have no channelling.

E.g. 13064 has a channel, 13061-1 has no channel.

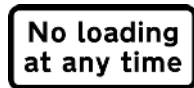
Supplementary Road Signs

Permanent Road Signs manufactured on Aluminium composite panel, available with channel option for post fixing. High intensity Class Ref 2 facing suitable for public highway.

**CLASS
REF 2**



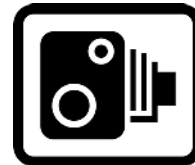
879 X 484 ACPC 14045
879 X 484 ACP 14045-1




610 x 288 ACPC 14053
610 x 288 ACP 14053-1



659 x 188 ACPC 14803
659 x 188 ACP 14803-1



350 x 300 ACPC 14060
350 x 300 ACP 14060-1



879 X 484 ACPC 14046
879 X 484 ACP 14046-1



610 x 288 ACPC 14054
610 x 288 ACP 14054-1



593 x 288 ACPC 14044
593 x 288 ACP 14044-1



Custom Design

OUR SIGN MANUFACTURING TEAM HAVE MANY YEARS OF EXPERIENCE DESIGNING, PRODUCING AND INSTALLING SIGNAGE.

This is just a small selection of the supplementary signs available, additional custom signs can be made on request. As the size of the text on a supplementary sign is a set parameter, the overall sign size can vary immensely.

If you have a specific requirement for your signs, we can work closely with you to provide a design service or alternatively you can send us your own artwork. The diversity of our production facilities is second to none, why not give us a call and see how we can help you.

Electric Vehicle Recharging Point

Help locate charging points easily.



Description	Material	Size	Code
Vehicle Recharging point	RPVC	300 x 200	14979
Vehicle Recharging point	RPVC	400 x 300	14980
Vehicle Recharging point	ACP	400 x 300	14981
Sign with Vertical Channel	ACPC	400 x 300	14982
Sign with Horizontal Channel	ACPC	400 x 300	14983



Description	Material	Size	Code
Vehicle Recharging point	RPVC	200 x 300	14984
Vehicle Recharging point	RPVC	300 x 400	14985
Vehicle Recharging point	ACP	300 x 400	14986
Sign with Vertical Channel	ACPC	300 x 400	14987
Sign with Horizontal Channel	ACPC	300 x 400	14988

Material Key

ACP	Aluminium Composite Panel
ACPC	Aluminium Composite Panel with Channel

FIND OUT MORE ABOUT REFLECTIVE CLASSIFICATIONS ON PAGE 139

Permanent Road Signs

Permanent Road Signs manufactured on Aluminium composite panel,
available with channel option for post fixing.
High intensity Class Ref 2 facing suitable for public highway.



600 x 450 ACPC 13100
600 x 450 ACP 13100-1



600 x 450 ACPC 13101
600 x 450 ACP 13101-1



600 x 450 ACPC 13106
600 x 450 ACP 13106-1



600 x 450 ACPC 14645
600 x 450 ACP 14645-1



600 x 450 ACPC 13102
600 x 450 ACP 13102-1



600 x 450 ACPC 14647
600 x 450 ACP 14647-1



600 x 450 ACPC 13103
600 x 450 ACP 13103-1



600 x 450 ACPC 13107
600 x 450 ACP 13107-1



600 x 450 ACPC 14646
600 x 450 ACP 14646-1



600 x 450 ACPC 13109
600 x 450 ACP 13109-1



600 x 450 ACPC 13104
600 x 450 ACP 13104-1



600 x 450 ACPC 13110
600 x 450 ACP 13110-1



600 x 450 ACPC 13111
600 x 450 ACP 13111-1



600 x 450 ACPC 13105
600 x 450 ACP 13105-1



600 x 450 ACPC 13108
600 x 450 ACP 13108-1



320 x 250 ACPC 13124
320 x 250 ACP 13124-1



320 x 250 ACPC 13125
320 x 250 ACP 13125-1



360 x 155 ACPC 13128
360 x 155 ACP 13128-1



320 x 160 ACPC 13127
320 x 160 ACP 13127-1



320 x 160 ACPC 13126
320 x 160 ACP 13126-1



600 x 450 ACPC 13077
600 x 450 ACP 13077-1



600 x 450 ACPC 13078
600 x 450 ACP 13078-1



600 x 450 ACPC 13079
600 x 450 ACP 13079-1



600 x 450 ACPC 13080
600 x 450 ACP 13080-1



480 x 480 ACPC 13091
480 x 480 ACP 13091-1



600 x 450 ACPC 13081
600 x 450 ACP 13081-1



600 x 450 ACPC 13082
600 x 450 ACP 13082-1



600 x 450 ACPC 13083
600 x 450 ACP 13083-1



600 x 450 ACPC 13084
600 x 450 ACP 13084-1



480 x 480 ACPC 13089
480 x 480 ACP 13089-1



600 x 450 ACPC 13085
600 x 450 ACP 13085-1



600 x 450 ACPC 13086
600 x 450 ACP 13086-1



600 x 450 ACPC 13087
600 x 450 ACP 13087-1



300 x 450 ACPC 13088
300 x 450 ACP 13088-1



700 x 800 ACPC 13090
700 x 800 ACP 13090-1


Road Sign Fixings and Posts

To be used with road signs that have channel on the reverse.

Manufactured from grey coated mild steel posts for excellent durability with standard 76mm (3") diameter.

Other sizes available on request.

Description	Code
1.5m Post	13092
1.8m Post	13093
3m Post	13201
Post Cap	13094



Post Clips

Anti-rotational post clips slide into the channel on the back of the road sign and fit around the road post.

Complete with fixings.

Description	Code
50mm dia. Post Clips (pair)	14654
76mm dia. Post Clips (pair)	13095
89mm dia. Post Clips (pair)	14655
114mm dia. Post Clips (pair)	14656



Back to Back Clip

These are used if you need to have two signs mounted on one pole back to back.

Description	Code
76mm Back-to-Back Clip (pair)	14657



Channel Adaptors

Channel adaptors help when unsure about what component to use when attaching a sign on to a signpost, lamppost, bollard or telegraph pole.

Description	Code
Channel Adaptors (ea.)	13096



Banding Straps

Banding straps are similar to an oversized hose clip that passes through a buckle and is then tightened using a standard screwdriver. Ideal for strapping lighter weight signs or Banner Supports to round or irregular shaped posts

Description	Code
Banding Straps (pair)	14034



Temporary Road Signs

Temporary Road Signs are manufactured with Class Ref 1 engineering grade reflective face onto Zintec plate.

Order the material code **ZFM** for your sign to be pre-set into a stanchion or **ZIN** for just the sign.



600 tri.	ZFM	13137
600 tri.	ZIN	13137-1
750 tri.	ZFM	13138
750 tri.	ZIN	13138-1



600 tri.	ZFM	13129
600 tri.	ZIN	13129-1
750 tri.	ZFM	13130
750 tri.	ZIN	13130-1



600 tri.	ZFM	13131
600 tri.	ZIN	13131-1
750 tri.	ZFM	13132
750 tri.	ZIN	13132-1



600 tri.	ZFM	13133
600 tri.	ZIN	13133-1
750 tri.	ZFM	13134
750 tri.	ZIN	13134-1



600 tri.	ZFM	13135
600 tri.	ZIN	13135-1
750 tri.	ZFM	13136
750 tri.	ZIN	13136-1



600 tri.	ZFM	13139
600 tri.	ZIN	13139-1
750 tri.	ZFM	13140
750 tri.	ZIN	13140-1



600 tri.	ZFM	13141
600 tri.	ZIN	13141-1
750 tri.	ZFM	13142
750 tri.	ZIN	13142-1



600 tri.	ZFM	14561
600 tri.	ZIN	14561-1
750 tri.	ZFM	14562
750 tri.	ZIN	14562-1



600 tri.	ZFM	14804
600 tri.	ZIN	14804-1
750 tri.	ZFM	14805
750 tri.	ZIN	14805-1



600 x 600	ZFM	14782
600 x 600	ZIN	14782-1
750 x 750	ZFM	14783
750 x 750	ZIN	14783-1



600 x 600	ZFM	14563
600 x 600	ZIN	14563-1
750 x 750	ZFM	14564
750 x 750	ZIN	14564-1



600 x 600	ZFM	14565
600 x 600	ZIN	14565-1
750 x 750	ZFM	14566
750 x 750	ZIN	14566-1



600 x 600	ZFM	13994
600 x 600	ZIN	13994-1
750 x 750	ZFM	13143
750 x 750	ZIN	13143-1



600 x 600	ZFM	14033
600 x 600	ZIN	14033-1
750 x 750	ZFM	13144
750 x 750	ZIN	13144-1



600 x 600	ZFM	14780
600 x 600	ZIN	14780-1
750 x 750	ZFM	14781
750 x 750	ZIN	14781-1



600 x 450	ZFM	13145
600 x 450	ZIN	13145-1
1050 x 750	ZFM	13146
1050 x 750	ZIN	13146-1



600 x 450	ZFM	13147
600 x 450	ZIN	13147-1
1050 x 750	ZFM	13148
1050 x 750	ZIN	13148-1



600 x 450	ZFM	13149
600 x 450	ZIN	13149-1
1050 x 750	ZFM	13150
1050 x 750	ZIN	13150-1



1050 x 750	ZFM	13997
1050 x 750	ZIN	13997-1



600 x 450	ZFM	14569
600 x 450	ZIN	14569-1
1050 x 750	ZFM	14570
1050 x 750	ZIN	14570-1



600 x 450	ZFM	13165
600 x 450	ZIN	13165-1
1050 x 750	ZFM	13166
1050 x 750	ZIN	13166-1



600 x 450	ZFM	13167
600 x 450	ZIN	13167-1
1050 x 750	ZFM	13168
1050 x 750	ZIN	13168-1



600 x 450	ZFM	14003
600 x 450	ZIN	14003-1



600 x 450	ZFM	14723
600 x 450	ZIN	14723-1
1050 x 750	ZFM	14724
1050 x 750	ZIN	14724-1



600 x 450	ZFM	13181
600 x 450	ZIN	13181-1
1050 x 750	ZFM	13182
1050 x 750	ZIN	13182-1

Material Key

ZFM	Mild Steel Sheet (in a mild Steel frame)
ZIN	Mild Steel Sheet (without frame)

KEY



This symbol indicates the sign has a moving part.
E.g. An arrow that can be turned either way.

Engineering
Grade Class
1

All of our Temporary Road and Traffic Signs are Grade Class 1 engineered

KEY



600 x 450 ZFM 13157
600 x 450 ZIN 13157-1
1050 x 750 ZFM 13158
1050 x 750 ZIN 13158-1



600 x 450 ZFM 13993
600 x 450 ZIN 13993-1



600 x 450 ZFM 13179
600 x 450 ZIN 13179-1
1050 x 750 ZFM 13180
1050 x 750 ZIN 13180-1



600 x 450 ZFM 13151
600 x 450 ZIN 13151-1
1050 x 750 ZFM 13152
1050 x 750 ZIN 13152-1



600 x 450 ZFM 13153
600 x 450 ZIN 13153-1
1050 x 750 ZFM 13154
1050 x 750 ZIN 13154-1



600 x 450 ZFM 13173
600 x 450 ZIN 13173-1
1050 x 750 ZFM 13174
1050 x 750 ZIN 13174-1



600 x 450 ZFM 13161
600 x 450 ZIN 13161-1
1050 x 750 ZFM 13162
1050 x 750 ZIN 13162-1



600 x 450 ZFM 13163
600 x 450 ZIN 13163-1
1050 x 750 ZFM 13164
1050 x 750 ZIN 13164-1



600 x 450 ZFM 14924
600 x 450 ZIN 14924-1
1050 x 750 ZFM 14925
1050 x 750 ZIN 14925-1



1050 x 450 ZFM 13995
1050 x 450 ZIN 13995-1



600 x 450 ZFM 13159
600 x 450 ZIN 13159-1
1050 x 750 ZFM 13160
1050 x 750 ZIN 13160-1



600 x 450 ZFM 13175
600 x 450 ZIN 13175-1
1050 x 750 ZFM 13176
1050 x 750 ZIN 13176-1




600 x 450 ZFM 13177
600 x 450 ZIN 13177-1
1050 x 750 ZFM 13178
1050 x 750 ZIN 13178-1



Supplementary Plates

Supplementary Plates are used to provide more specific information about a temporary hazard. To be used in conjunction with a Temporary Traffic Sign (see page 145) and a stanchion (see page 147). Please ensure you choose a stanchion with the supplementary plate option.

For signs with a distance, please let us know the required number when ordering.



685 x 275 ZIN 14733
860 x 360 ZIN 14734



685 x 275 ZIN 14735
860 x 360 ZIN 14736



685 x 275 ZIN 14737
860 x 360 ZIN 14738



685 x 275 ZIN 14739
860 x 360 ZIN 14740



685 x 275 ZIN 14741
860 x 360 ZIN 14742



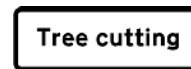
685 x 275 ZIN 14743
860 x 360 ZIN 14744



685 x 275 ZIN 14745
860 x 360 ZIN 14746



685 x 275 ZIN 14747
860 x 360 ZIN 14748




685 x 275 ZIN 14761
860 x 360 ZIN 14762



685 x 275 ZIN 14753
860 x 360 ZIN 14754



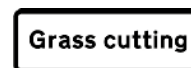
685 x 275 ZIN 14755
860 x 360 ZIN 14756



685 x 275 ZIN 14917
860 x 360 ZIN 14918



685 x 275 ZIN 14757
860 x 360 ZIN 14758



685 x 275 ZIN 14759
860 x 360 ZIN 14760

PLEASE STATE THE DISTANCE YOU REQUIRE WHEN ORDERING.

Temporary Road Signs & Supplementary Plates

650 triangle with a 685x275 plate
750 triangle with a 860x360 plate



Road Sign Frames (Stanchions)

Our Road Sign Frames are manufactured from mild steel in a range of standard sizes.

Temporary triangular signs are printed and displayed using these stanchions.

If you require any non-standard sizes please contact our sales office.

Size	Code
600mm Triangle	13195
600mm Triangle with Supplementary Plate	13991
750mm Triangle	13196
750mm Triangle with Supplementary Plate	13990
750 x 750mm	13197
600 x 450mm	13198
600 x 450mm (Double Sided)	14658
600 x 600mm (overall height 1200mm)	14006
1050 x 450mm	13989
1050 x 750mm	13199
Frame Fixing Clips (Pack of 100)	13200
Frame Fixing Clips (Pack of 10)	14659



Acrylic Linemarker

Specially designed to produce hard wearing clearly visible lines. Suitable for hand or machine application, indoors and out.

- Ozone friendly
- Xylene free
- Supplied in singles

Description	Code
Yellow	14520
White	14521
Red	14522
Blue	14523
Green	14524
Orange	14525
Black	14526



Lollipop Signs and Banksman Paddles

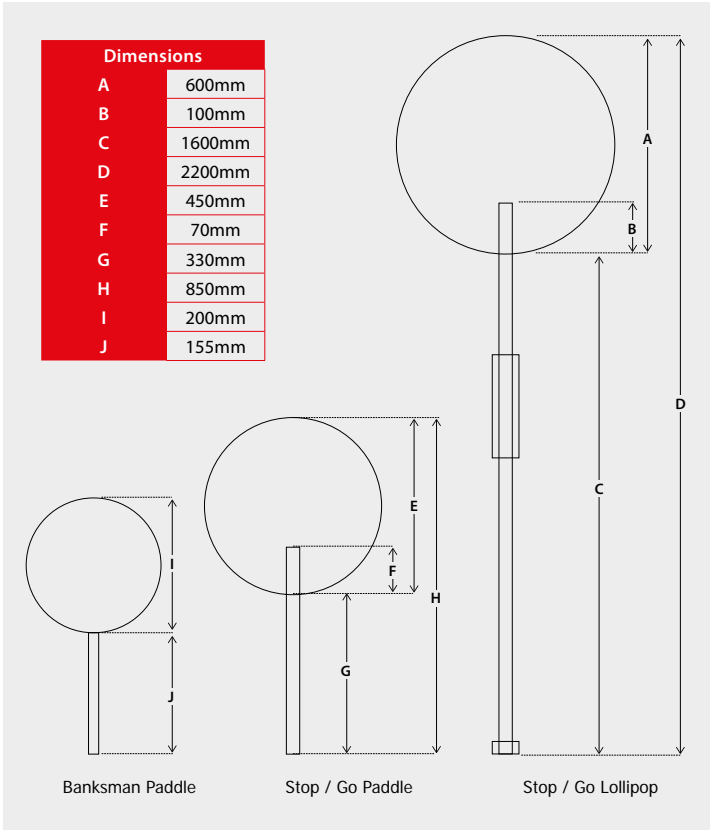
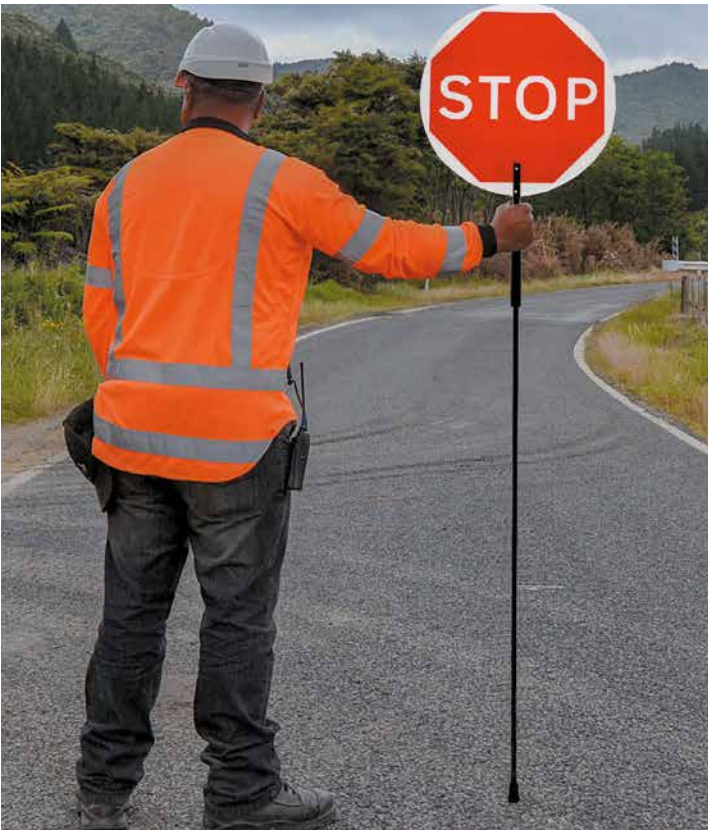


We manufacture a variety of stop and go signs which are ideal for a range of everyday uses such as managing traffic in roadworks or accidents and directing traffic outside of schools.

Manufactured from painted galvanised steel tube with Class 1 reflective face. Complete with foam padded handle grip.



Description	Code
Stop/Go Lollipop	14907
Stop Works Lollipop	14908
Stop Children	14921
Stop/Go Paddle	14909
Banksman Paddle	14910



Roll-up Signs

These Roll-Up Road Signs fully comply with all appropriate regulations for Temporary Road Signs.

- Quick to install
- Lightweight, foldable for ease of storage and transport
- Standard grade reflective face
- Supplementary Plates are interchangeable



600 tri. CRU 14129
750 tri. CRU 14130



600 tri. CRU 14125
750 tri. CRU 14126



600 tri. CRU 14127
750 tri. CRU 14128



600 tri. CRU 14572
750 tri. CRU 14573



420 x 700 CRX 14571



600 tri. CRU 14119
750 tri. CRU 14120



600 x 450 CRU 14138



1050 x 750 CRU 14139



1050 x 750 CRU 14140



1050 x 750 CRU 14141



600 x 450 CRU 14135



600 x 450 CRU 14136



600 x 450 CRU 14137



600 dia. CRU 14131
750 dia. CRU 14132



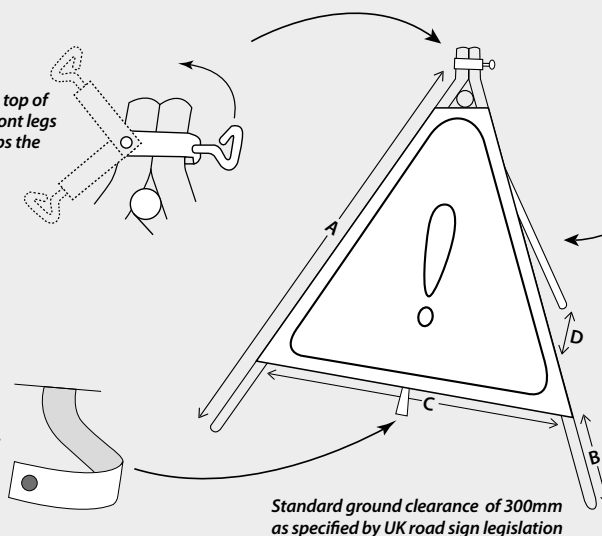
600 dia. CRU 14133
750 dia. CRU 14134

Classic Triangular - One-piece unit
Classic Rectangular - Two-piece unit

- Very easy to erect
- Different sizes available
- Rust-proof metalwork
- Suitable for use in temperature range between -5° to +30°

Shackle at the top of tripod locks front legs open and keeps the sign face taut.

Press stud strap holds signface neatly rolled-up when in storage or transportation.



All metalwork is heavy duty bright zinc plated to prevent corrosion

Weight hook on back leg of tripod for hanging ballast if conditions are volatile and additional stability is required.

Material Key

CRU Classic Roll-up Sign
CRX Lightweight Corrugated Plastic

KEY



This symbol indicates the sign has a moving part.
E.g. An arrow that can be turned either way.

10
PA
2
PACK

This image means this sign comes in a multiple pack.

KEY

Non-Reflective Road Signs

These signs are manufactured from non-reflective materials and are suitable for private land, work and building sites as well as private access roads.



600 x 400 RPVC 13933
600 x 400 FMX 13932
600 x 450 RPVC 14574



600 x 400 RPVC 13935
600 x 400 FMX 13934
600 x 450 RPVC 14575



600 x 400 RPVC 13937
600 x 400 FMX 13936
600 x 450 RPVC 14576



600 x 400 RPVC 13931
600 x 400 FMX 13930
600 x 450 RPVC 14577



600 x 400 RPVC 13923
600 x 400 FMX 13922
600 x 450 RPVC 14578



600 x 400 RPVC 13939
600 x 400 FMX 13938
600 x 450 RPVC 14579



600 x 400 RPVC 13925
600 x 400 FMX 13924
600 x 450 RPVC 14580



600 x 400 RPVC 13941
600 x 400 FMX 13940
600 x 450 RPVC 14581



600 x 400 RPVC 13943
600 x 400 FMX 13942
600 x 450 RPVC 14582



600 x 400 RPVC 13980
600 x 400 FMX 13979
600 x 450 RPVC 14583



600 x 400 RPVC 13982
600 x 400 FMX 13981
600 x 450 RPVC 14584



600 x 400 RPVC 13927
600 x 400 FMX 13926
600 x 450 RPVC 14585



600 x 400 RPVC 13929
600 x 400 FMX 13928
600 x 450 RPVC 14586



600 x 400 FMX 4350
600 x 450 RPVC 14587



600 x 400 FMX 4351
600 x 450 RPVC 14588



600 x 400 FMX 4340
600 x 450 RPVC 14589



600 x 400 FMX 4341
600 x 450 RPVC 14590



600 x 400 RPVC 14592
600 x 400 FMX 14593
600 x 450 RPVC 14594



600 x 400 RPVC 14595
600 x 400 FMX 14596
600 x 450 RPVC 14597



600 x 400 RPVC 14601
600 x 400 FMX 14602
600 x 450 RPVC 14603



600 x 400 FMX 4355
600 x 450 RPVC 14591



600 x 400 FMX 4356
600 x 450 RPVC 14598



600 x 400 RPVC 14806
600 x 400 FMX 14807
600 x 450 RPVC 14808



600 x 450 RPVC 14508



600 x 450 RPVC 14509



600 x 400 FMX 4357
600 x 450 RPVC 14599



600 x 400 FMX 4358
600 x 450 RPVC 14600



400 x 600 FMX 14607



400 x 600 FMX 14608



400 x 600 FMX 14609



400 x 600 FMX 14610



400 x 400 FMX 4330



400 x 400 FMX 4331



400 x 400 FMX 4320



400 x 400 FMX 4321



400 x 400 FMX 4322
400 x 400 RPVC 13920



400 x 400 FMX 4323
400 x 400 RPVC 13921

Speed Control



600 x 400 PVC 13957



600 x 400 PVC 4252



600 x 400 PVC 4250



600 x 400 PVC 4251

400 x 300 RPVC 13953
600 x 400 PVC 4230
600 x 400 RPVC 13975

600 x 400 PVC 4300




600 x 400 PVC 4301



600 x 450 PVC 14508



600 x 450 PVC 14509



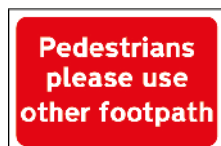
600 x 400 PVC 4500

400 x 400 FMX 4321
400 x 400 RPVC 12511400 x 400 FMX 4322
400 x 400 RPVC 13920400 x 400 FMX 4323
400 x 400 RPVC 13921

400 x 400 FMX 4330



400 x 400 FMX 4331

600 x 400 RPVC 14018
600 x 400 FMX 14017600 x 400 RPVC 13923
600 x 400 FMX 13922600 x 400 RPVC 13925
600 x 400 FMX 13924600 x 400 RPVC 13927
600 x 400 FMX 13926600 x 400 RPVC 13929
600 x 400 FMX 13928600 x 400 RPVC 13937
600 x 400 FMX 13936600 x 400 RPVC 13939
600 x 400 FMX 13938600 x 400 RPVC 13943
600 x 400 FMX 13942600 x 400 RPVC 13980
600 x 400 FMX 13979600 x 400 RPVC 13931
600 x 400 FMX 13930600 x 400 RPVC 13933
600 x 400 FMX 13932600 x 400 RPVC 13935
600 x 400 FMX 13934600 x 400 RPVC 13982
600 x 400 FMX 13981600 x 400 RPVC 13941
600 x 400 FMX 13940

600 x 400 FMX 4350



600 x 400 FMX 4340



600 x 400 FMX 4341



600 x 400 FMX 4355



600 x 400 FMX 4356



600 x 400 FMX 4357



600 x 400 FMX 4358

Material Key

FMX	3mm Foamed PVC Board
RPVC	Rigid 1mm PVC Board (Non Adhesive)
PVC	Self Adhesive Semi Rigid PVC

**FIND OUR ROAD SIGN
FRAMES ON PAGE 147**

MOT Signs

Key range of MOT signs required for all MOT bays. DVSA standard signs that must be displayed by law includes; the 3 triangles logo, MOT parking, test bay and viewing area signs.



625 x 600 RPVC 18500



600 x 200 RPVC 18501



600 x 200 RPVC 18502



600 x 200 RPVC 18503



600 x 200 RPVC 18504



600 x 200 RPVC 18505





600 x 200 RPVC 18506

Remember to display your VT9, VT9A and AE Details!

Why not use one of our handy Snap Frames!

Improve the aesthetics, durability and security of our Safety Posters by placing them into one of our Snap Frames.

See Page 266 for our full range.



Safety Mirrors

Safety mirrors are easy to install, unbreakable, lightweight and are able to withstand extremes of weather.

The mirrors, frames and packaging are all manufactured in recyclable materials.



E0209



E0205



E0210

Size	Code
600mm Diameter Green Framed Mirror	E0202
400mm Diameter Standard Security Mirror	E0205
600mm Diameter Standard Security Mirror	E0206
500mm Diameter Convex Mirror	E0207
800mm Diameter Convex Mirror	E0208
600 x 400mm Internal Convex Mirror	E0209
225 x 40 x 120mm Forklift 180° Rear Mirror	E0210

See Page 255 for Steering Wheel Covers



Material Key

RPVC	Rigid 1mm PVC Board (Non Adhesive)
------	------------------------------------

FIND OUT MORE ABOUT OUR SERVICES ON PAGE 3

Grit Bins

Businesses have a responsibility to treat the areas around their premises during winter months to minimise the risk of slips, falls and skidding. Salt and Grit bins provide a safe solution for this, and our Grit bins are a sturdy and prominent offering, providing quick and easy access when required.



Winter Kit 1



Description	Code
1 x 200kg Grit Bin 8 x 25kg De-Icing Salt	20663

Winter Kit 2



Description	Code
1 x 400kg Grit Bin 16 x 25kg De-Icing Salt	20664

Rock Salt



Description	Code
30 x 10kg De-Icing Salt	20660



Description	Code
32 x 15kg De-Icing Salt	20661



Description	Code
21 x 25kg De-Icing Salt	20662

UNDER THE MANAGEMENT OF HEALTH AND SAFETY AT WORK REGULATION 1999, EMPLOYERS MUST ASSESS SLIP, TRIP AND FALL RISKS AND TAKE THE NECESSARY ACTION TO ADDRESS THEM.

Keep a safe distance



We have a social distancing
programme in place, please
respect this and adhere to the
signage on premises

Covid Risk Management

Floor Graphics

Traffic Light Floor Graphic Pack

Floor & Wall Graphics

Self Adhesive Floor Distance Chevrons

Self Adhesive Stickers

Entrance Signs

Premises Management Poster

Hygiene Posters

Site Rules Safety Sign

Temporary Signs

Cleaning Inspection Insert

Banner

Economy A-Boards

Be socially safe™

COVID RISK MANAGEMENT

Social Distancing has become part of every-day life, and we offer a range of products designed to inform everyone of the measures put in place to keep everyone safe. These guidelines have shaped the way every business operates from instructing employees, visitors, customers and service providers. Social distancing is the new norm, with consumers expecting business to make their safety the top priority.

Signs & Posters

Signs and posters are usually used to provide the socially distancing message at point of entry or at other key points within the environment. They provide a larger platform for more detailed information, such as the correct way to wear a mask or wash your hands.

Freestanding Signs and Banners

Suitable for temporary or outdoor placement, these products are ideal for fixing to fencing or placing in open areas as a reminder that social distancing is still important even when outdoors.

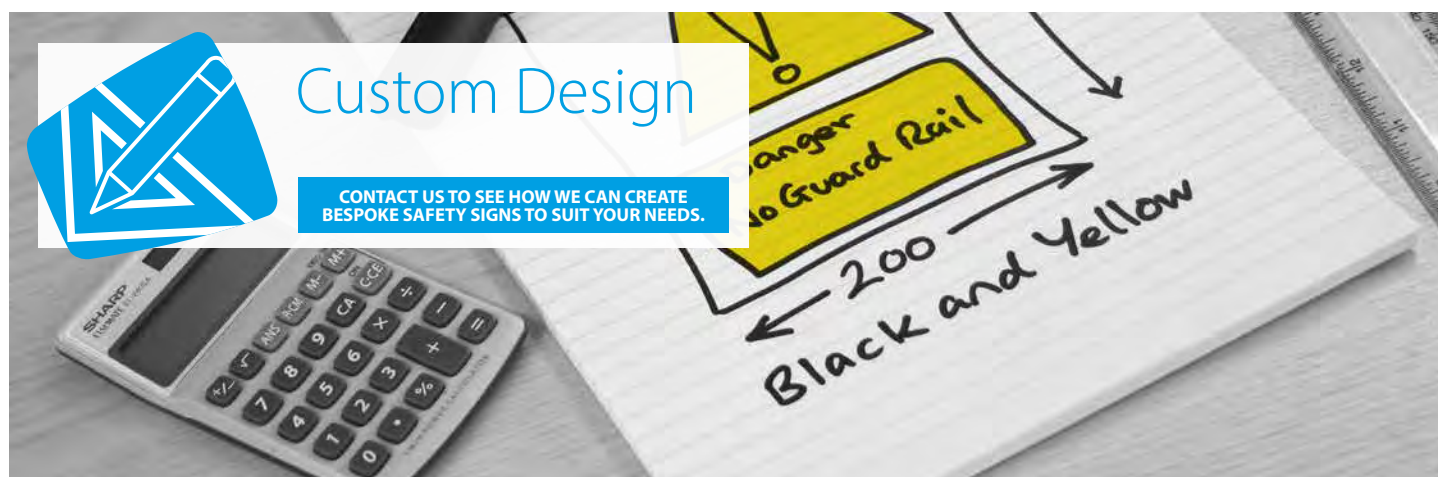
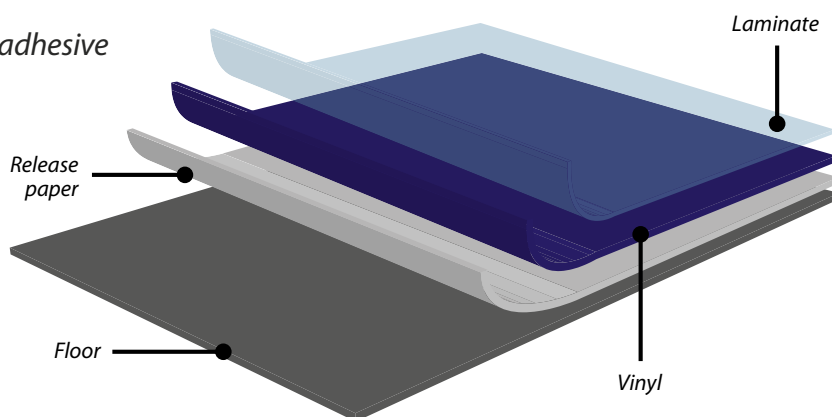
Materials and Specification

Our floor graphics are digitally printed onto self adhesive vinyl with a permanent adhesive on the reverse. The graphic is then laminated with a clear matt embossed PVC laminate, which is certified to R9 grade for slip resistance. These signs should be applied to sealed flat surfaces such as laminates, painted or varnished floors or whole tiles, and are suitable for dry indoor locations.

A higher specification (R11) is suitable for outdoor conditions and is available on request, please ask for details.

Floor and Wall Graphics

The primary directive of social distancing is the message to keep a safe distance. Our wall graphics are an ideal method of reinforcing this message as they can be placed at the correct distance interval as directed by the latest government information. With a range of colours and designs available, we will have an option to suit all requirements.



The following range of signs are a simple way to communicate instructions to employees, visitors, customers or service providers, whether you are in retail, commercial, services, manufacturing, education or any other industry. This signage helps to educate about the need to maintain both a safe distance and hygiene practices by providing simple, clear and easy to follow messages. Our signs are available in a wide range of materials making them quick and easy to install from floor graphics, wall signs and entrance signs. We have developed a range which we know will suit the needs of most premises.

Floor Graphics

Reinforce important social distancing safety measures with these self adhesive floor signs. Floor graphics are a unique and highly effective tactic for directing / instructing people on a site.



400 dia. FLR STP001



400 dia. FLR STP014



400 dia. FLR STP015



400 dia. FLR STP016



400 dia. FLR STP013



400 dia. FLR STP029



400 dia. FLR STP030



400 dia. FLR STP031



400 dia. FLR STP032



400 dia. FLR STP009



400 dia. FLR STP010



400 dia. FLR STP011



400 dia. FLR STP012



IN THE KNOW

Our floor graphics are printed digitally on self adhesive vinyl and laminated with a matt clear embossed PVC laminate.

The laminate is certified R9 grade for anti-slip.

Each graphic has a permanent adhesive on the reverse and is suitable for dry indoor locations, applied to sealed flat surfaces such as laminates, painted or varnished floors, or whole tiles. An outdoor specification is available on request. We recommend testing for suitability before use*.

* No responsibility can be accepted for accidents to persons or damage caused on use/removal of products, suitability must be confirmed by customer prior to use.

Material Key

FLR Anti-Slip Laminated Floor Sign

**CONTACT US FOR OUR FULL
SOCIAL DISTANCING BROCHURE**



400 dia. FLR STP006



400 dia. FLR STP007



400 dia. FLR STP008



400 dia. FLR STP003



400 dia. FLR STP005



400 dia. FLR STP002

Traffic Light Floor Graphic Pack

Green - This graphic would be situated next to a cashier bench or reception area so a far enough distance is created to keep the worker safe.

Amber - This would be situated behind the green graphic.

Red - This graphic should be situated prior to reaching the staff contact area.



400 dia. FLR STP004



400 dia. FLR STP027



200 dia. FLR STP250



200 dia. FLR STP254



200 dia. FLR STP252



200 dia. FLR STP251



200 dia. FLR STP253



200 dia. FLR STP270



200 dia. FLR STP272



200 dia. FLR STP271

400 dia. FLR STP024
200 dia. FLR STP269400 dia. FLR STP023
200 dia. FLR STP268



200 dia. FLR STP258



200 dia. FLR STP260



200 dia. FLR STP255




200 dia. FLR STP257



400 dia. FLR STP026




400 dia. FLR STP017



400 dia. FLR STP019



400 dia. FLR STP020



400 dia. FLR STP022



400 dia. FLR STP025

Self Adhesive Floor & Wall Graphics



Used for distancing people from left to right. Can be used at counters or to compartmentalise people down aisles to stop them from standing too close to each other. This is particularly prevalent on aisles where people spend time browsing.

Graphic Size:
800mm x 100mm

Description	Code
Red	STP175
Blue	STP177

Stop Respect Social Distance Floor & Wall Graphics

Position around your premises to remind people to keep their distance.

Graphic Size: 800mm x 100mm



Description	Code
STOP Respect Social Distance	STP185



Self Adhesive Floor Distance Chevrons

Highly visible floor marker, to be used for reminding about separation for staff and visitors. For use in aisle areas with retail, gangways, corridors or entrance areas within commercial premises. Made from self adhesive vinyl with anti-slip properties



500 x 200 SAV STP230
800 x 320 SAV STP231



500 x 200 SAV STP232
800 x 320 SAV STP233

Self Adhesive Stickers

Ideal for toilets, washrooms and canteens to remind users of the social distancing measures in place.

Supplied in packs of 25



190 x 166 SAV STP302



190 x 166 SAV STP313



190 dia. SAV STP312



190 dia. SAV STP314

Entrance Signs



600 x 800 RPVC STP132



600 x 800 RPVC STP130



600 x 800 RPVC STP151



600 x 800 RPVC STP149

Premises Management Poster




200 x 300 RPVC STP138

An easy way to communicate to staff how many people are allowed within certain areas / rooms of the building at any one time.

Hygiene Posters



400 x 600 RPVC STP134



400 x 600 RPVC STP200

Material Key

FLR	Anti-Slip Laminated Floor Sign
SAV	Self Adhesive Vinyl
RPVC	Rigid 1mm PVC Board (Non Adhesive)

**ALL OUR LAMINATED FLOOR GRAPHICS ARE
CERTIFIED R9 FOR ANTI-SLIP
SEE PAGE 155 FOR MORE DETAILS**



Description	Code
2m distance	STP126
Keep your distance	STP128



Description	Qty	Code
Single Insert	1	15043-1
5 Inserts	5	15043-5
10 Inserts	10	15043-10
50 Inserts	50	15043-50
Kit 1	5 Inspection Inserts, 1 A4 Snap Frame, 1 Pen	15044
Kit 2	5 Inspection Inserts, 1 Magnetic Frame, 1 Pen	15045



www.scan-safety.com

Banner

Hemmed and eyeleted. Weatherproof as well as fire, cold and tear resistant. To be positioned at entrances to parks, on railings or above doorways to get the message across.

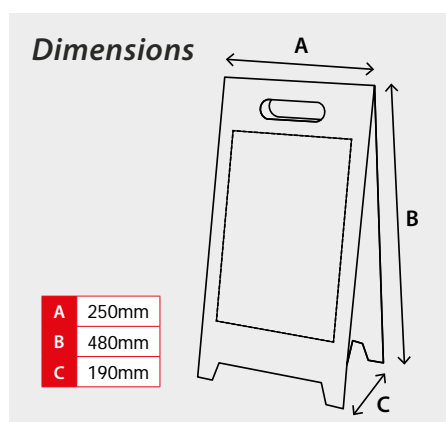


Description	Code
Keep a safe distance	STP153
Keep a 2m minimum distance	STP150



Economy A-Boards

4mm Lightweight Correx A-Board with supplied with signs. This lightweight but sturdy A-Board is ideal for temporary placement, to remind everyone of the importance of social distancing.



STP381



STP384



STP380



STP383



STP385



STP382




Site Surveys

TO FIND OUT HOW SITE SURVEYS CAN HELP YOUR BUSINESS PLEASE CONTACT OUR SALES TEAM.

By law the correct safety signage should be displayed in the appropriate locations and to current legal standards. A Site Survey is advisable if you are unsure of your legal obligations or have been notified by a regulatory body that your current signage is not adequate.

- Site Surveys identify the signs you need, including size, positioning and materials, as well as any bespoke sign manufacturing service needs.
- Site Surveys also provide advice on ensuring the safety of you and your staff, including Lockout Tagout and Asset Management.





6S Lean Manufacturing

Cleaning Stations

Multi-purpose frames

Shadow Board Accessories

Site Safety Notice Board

Accident Free Day Signs

6S LEAN MANUFACTURING

- 6S lean is an adaptable set of tools that can be applied to any system.
- 6S is easy to adapt for most environments and implemented 6S can lead to a cleaner and less cluttered workspace. Less clutter and more order means employees will always know where to find tools and waste will be eliminated.
- 6S can also create a more welcoming environment for visitors to your premises.



SORT

Organisation

Keeping only what is necessary and discarding everything else



SET IN ORDER

Orderliness

Arranging and labelling only necessary items for easy use and return by anyone



SHINE

Cleanliness

Keeping everything in the workplace clean and tidy



STANDARDISE

Standardise clean up

Establishing procedures to ensure repetition of the process.



SUSTAIN

Sustaining the discipline

Making a habit of properly maintaining correct procedures



SAFETY

Implementing strong safety processes

Improve productivity and eliminate waste.

Shadow Boards - Efficiency starts with organisation.

Shadow boards are often used within a manufacturing environment to improve a facilities lean capabilities. The aim is to achieve an organised workplace where tools, supplies and equipment are stored in locations close to work areas.

Shadow boards provide ideal colour coded storage for tools and hygiene equipment for

- Food processing industries
- Engineering
- Manufacturing
- Production Boards
- Cleaning stations

We offer a selection of pre-designed shadow board options or alternatively our boards can be custom designed and built to meet your specific needs in a choice of wall mounted, free standing or mobile options.



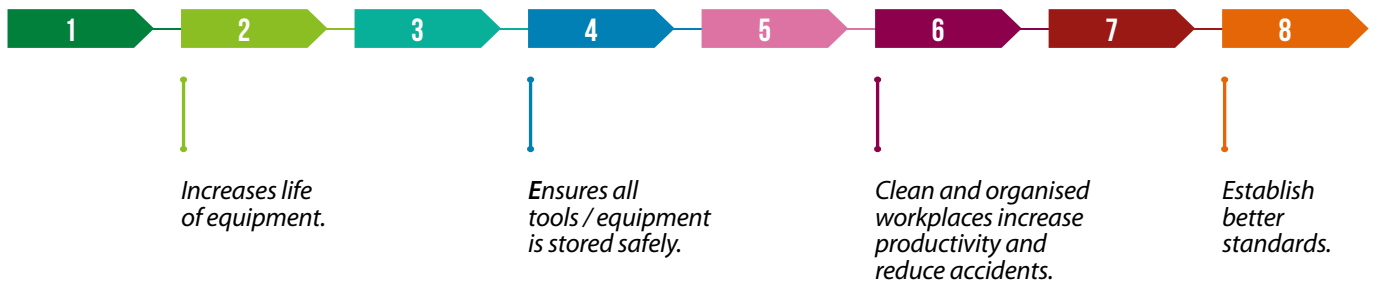
8 WASTES THAT OUR PRODUCTS ELIMINATE

Reduces time searching for tools / equipment.

Helps to ensure correct equipment is used.

Frees up space to be used more effectively.

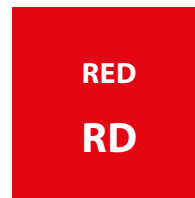
Custom made boards can be created for processes where unique tools and equipment are required.



COLOUR

All Shadow Boards and components are supplied in a range of colours, with blue, red, yellow and green available for immediate delivery. Other colours are available on request. Lead times may vary.

Please contact us for more information.





Custom Design

CONTACT US TO SEE HOW WE CAN CREATE BESPOKE SAFETY SIGNS TO SUIT YOUR NEEDS.





Multi-purpose Frame Option

Manufactured from extruded and anodised aluminium, our multi-purpose frames are an ideal vehicle for displaying your shadowboards. Available with a range of fitting options, you can choose from our range of standard designs or create a bespoke board tailored to your needs.

- **Extruded anodised aluminium frame**
- **Dimensions: 2000 x 1000 x 400mm (HxWxD)***
- **Multiple fitting options possible**
- **Range of accessories available**

If you require a shadowboard to be used with this stand please use the appropriate code found on page 169.

***Custom sizes and designs available on request**




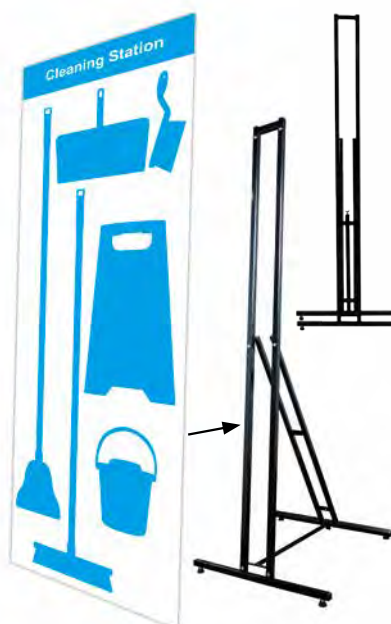
Lean Stand Option

Manufactured from 20mm powder coated mild steel, these stands are ideal for displaying our shadow boards in temporary locations or difficult areas where wall fixing is not an option.

- **20mm powder coated mild steel box tube**
- **Adjustable rubber feet – for grip and stability**
- **Folds flat for storage or transportation**
- **Adjustable frame allows for 3 different angles of board display**

If you require a shadowboard to be used with this stand please use the appropriate code found on page 166, as the boards have different mounting holes to enable them to be fitted.

Custom sizes and designs available on request



Heavy Duty Trolley Option

Heavy duty trolleys can be supplied for all our Shadow Boards

Other sizes are available to order.

Please contact us for more information and lead times.

Stainless Steel

Stainless Steel tube with fully welded joints, ideal for the food industry.

Powder Coated

Ideal for use when a more economical solution is needed.

Design Options:

Size, food grade, powder coated, castors, stand offs and sealant - all fully customisable on request.



Cleaning Station - Board A

Supplied with Stainless Steel Hooks.
Some minor assembly required.

Board Size: 600 x 2000mm

Board	Code
Red Board A (Filled)	SB-BD01-RD
Yellow Board A (Filled)	SB-BD01-YL
Blue Board A (Filled)	SB-BD01-BL
Green Board A (Filled)	SB-BD01-GR
Red Board A (Board Only)	SB-BD01-RDNS
Yellow Board A (Board Only)	SB-BD01-YLNS
Blue Board A (Board Only)	SB-BD01-BLNS
Green Board A (Board Only)	SB-BD01-GRNS
Lean Stand	Code
Red Lean Stand A (Filled)	SBS-BD01-RD
Yellow Lean Stand A (Filled)	SBS-BD01-YL
Blue Lean Stand A (Filled)	SBS-BD01-BL
Green Lean Stand A (Filled)	SBS-BD01-GR
Red Lean Stand A (Board Only)	SBS-BD01-RDNS
Yellow Lean Stand A (Board Only)	SBS-BD01-YLNS
Blue Lean Stand A (Board Only)	SBS-BD01-BLNS
Green Lean Stand A (Board Only)	SBS-BD01-GRNS

Open Dustpan
325 x 323 x 98 mm (LxWxH)
SB-DPN01-BL

Medium Hand brush
317 x 52 x 135 mm (LxWxH)
SB-HBR01-BL

Aluminium Handle
1332 x 30 x 30 mm
SB-HAN01-BL

D-Grip Shovel
1140 x 259 x 113 mm (LxWxH)
SB-SHV01-BL

Sweeping Broom
305 x 75 x 127 mm (LxWxH)
SB-BRM01-BL



Lean Stand Option

For more information on lean stands see page 165



See page 168 for multi-purpose frame option

Cleaning Station - Board B

Supplied with Stainless Steel Hooks.
Some minor assembly required.

Board Size: 600 x 2000mm

Board	Code
Red Board B (Filled)	SB-BD02-RD
Yellow Board B (Filled)	SB-BD02-YL
Blue Board B (Filled)	SB-BD02-BL
Green Board B (Filled)	SB-BD02-GR
Red Board B (Board Only)	SB-BD02-RDNS
Yellow Board B (Board Only)	SB-BD02-YLNS
Blue Board B (Board Only)	SB-BD02-BLNS
Green Board B (Board Only)	SB-BD02-GRNS
Lean Stand	Code
Red Lean Stand B (Lean Stand)	SBS-BD02-RD
Yellow Lean Stand B (Lean Stand)	SBS-BD02-YL
Blue Lean Stand B (Lean Stand)	SBS-BD02-BL
Green Lean Stand B (Lean Stand)	SBS-BD02-GR
Red Lean Stand B (Board Only)	SBS-BD02-RDNS
Yellow Lean Stand B (Board Only)	SBS-BD02-YLNS
Blue Lean Stand B (Board Only)	SBS-BD02-BLNS
Green Lean Stand B (Board Only)	SBS-BD02-GRNS

Open Dustpan
325 x 323 x 98 mm (LxWxH)
SB-DPN01-RD

Medium Hand brush
317 x 52 x 135 mm (LxWxH)
SB-HBR01-RD

A-Board
290 x 300 x 620 mm (LxWxH)
4702

Aluminium Handle
1332 x 30 x 30 mm
SB-HAN01-RD

12 litre Mop Bucket
375 x 290 x 330 mm (LxWxH)
SB-BUK01-RD

Looped Hygiemix Mop
235 x 101 x 101 mm (LxWxH)
SB-MOP01-RD

Sweeping Broom
305 x 75 x 127 mm (LxWxH)
SB-BRM01-RD



Lean Stand Option

For more information on lean stands see page 165



See page 168 for multi-purpose frame option



Custom Design

CONTACT US TO SEE HOW WE CAN CREATE BESPOKE SAFETY SIGNS TO SUIT YOUR NEEDS.

Stocked in 4 colours.

Blue, Red,
Green, Yellow

*Other colours
are available
made to order



KEY

Cleaning Station - Board C

Supplied with Stainless Steel Hooks.
Some minor assembly required.

Board Size: 650 x 2000mm

Board	Code
Red Board C (Filled)	SB-BD03-RD
Yellow Board C (Filled)	SB-BD03-YL
Blue Board C (Filled)	SB-BD03-BL
Green Board C (Filled)	SB-BD03-GR
Red Board C (Board Only)	SB-BD03-RDNS
Yellow Board C (Board Only)	SB-BD03-YLNS
Blue Board C (Board Only)	SB-BD03-BLNS
Green Board C (Board Only)	SB-BD03-GRNS
Lean Stand	Code
Red Lean Stand C (Lean Stand)	SBS-BD03-RD
Yellow Lean Stand C (Lean Stand)	SBS-BD03-YL
Blue Lean Stand C (Lean Stand)	SBS-BD03-BL
Green Lean Stand C (Lean Stand)	SBS-BD03-GR
Red Lean Stand C (Board Only)	SBS-BD03-RDNS
Yellow Lean Stand C (Board Only)	SBS-BD03-YLNS
Blue Lean Stand C (Board Only)	SBS-BD03-BLNS
Green Lean Stand C (Board Only)	SBS-BD03-GRNS

A-Board

290 x 300 x 620 mm (LxWxH)
4702

Aluminium Handle

1332 x 30 x 30 mm
SB-HAN01-GR

12 litre Mop Bucket

375 x 290 x 330 mm (LxWxH)
SB-BUK01-GR

Looped Hygiemix Mop

235 x 101 x 101 mm (LxWxH)
SB-MOP01-GR

Ultra Hygienic Squeegee

600 x 54 x 90 mm (LxWxH)
SB-SQG01-GR



Lean Stand Option

For more information on lean stands see page 165



See page 168 for multi-purpose frame option

Cleaning Station - Board D

Supplied with Stainless Steel Hooks.
Some minor assembly required.

Board Size: 490 x 470mm

Board	Code
Red Board D (Filled)	SB-BD04-RD
Yellow Board D (Filled)	SB-BD04-YL
Blue Board D (Filled)	SB-BD04-BL
Green Board D (Filled)	SB-BD04-GR
Red Board D (Board Only)	SB-BD04-RDNS
Yellow Board D (Board Only)	SB-BD04-YLNS
Blue Board D (Board Only)	SB-BD04-BLNS
Green Board D (Board Only)	SB-BD04-GRNS

Medium Hand brush

317 x 52 x 135 mm (LxWxH)
SB-HBR01-YL

Open Dustpan


325 x 323 x 98 mm (LxWxH)
SB-DPN01-YL



The board only options are supplied with hooks only, while the filled versions have the stock as displayed.

Product Description	Blue (BL)	Green (GR)	Red (RD)	Yellow (YL)
1360mm Swaged-End Aluminium Handle with Grip	SB-HAN01-BL	SB-HAN01-GR	SB-HAN01-RD	SB-HAN01-YL
317mm Professional Medium Banister Brush	SB-HBR01-BL	SB-HBR01-GR	SB-HBR01-RD	SB-HBR01-YL
320mm D-Grip Shovel	SB-SHV01-BL	SB-SHV01-GR	SB-SHV01-RD	SB-SHV01-YL
325mm Open Dustpan	SB-DPN01-BL	SB-DPN01-GR	SB-DPN01-RD	SB-DPN01-YL
305mm Professional Medium Sweeping Broom	SB-BRM01-BL	SB-BRM01-GR	SB-BRM01-RD	SB-BRM01-YL
600mm Ultra Hygienic Squeegee	SB-SQG01-BL	SB-SQG01-GR	SB-SQG01-RD	SB-SQG01-YL
Looped Hygiemix Mop	SB-MOP01-BL	SB-MOP01-GR	SB-MOP01-RD	SB-MOP01-YL
12 Litre Polypropylene Mop Bucket	SB-BUK01-BL	SB-BUK01-GR	SB-BUK01-RD	SB-BUK01-YL
120mm Wall Bracket - for use with mop	SB-BHK01-BL	SB-BHK01-GR	SB-BHK01-RD	SB-BHK01-YL

Multi-purpose frames



These multi-purpose frames can be used for a variety of purposes, simply combine the frame with the board insert of your choice and select your optional accessories to provide you with a high quality portable unit. Manufactured from extruded and anodised aluminium, each panel is 2m high and 1m wide, with 400mm wide feet with integral ground fixing holes. Different heights, widths or panel section sizes are available to order.

When used in combination with our optional accessories, these sections can be converted into temporary wall sections, mobile units on castors or even anchor them to permanent walls. In addition the pivot foot assembly enables sections to bend up to 90° from its partner, and a range of useful accessories allows you to provide hand sanitising or delivery points for pertinent information.

As with all our products, you have the ability to customise these inserts to suit your purpose – be that company branding, bespoke board designs or additional board attachments, please ask for details.

Frame Size: 1000 x 2000mm (WxH)
Window Size: 928 x 1915mm (WxH)

Panel inserts

Alongside the standard 3mm clear acrylic panel insert, you can also choose from foamed PVC or aluminium composite panel, printed and laminated to your specification. Hooks, fixing holes or other modifications can be requested to enable you to mount any equipment you may need.

Accessories

Board	Code
Base unit <i>Frame only (2000 x 1000 x 400mm HxWxD)</i>	MPF001
4pk Lockable castors	MPF002
Pump / Wipe Dispenser	MPF006
A5 Acrylic Brochure Holder	14090
DL Acrylic Brochure Holder	14903
90° Pivot Foot Assembly	MPF003
Flat connectors	MPF005
Wall Clips <i>(to attach to permanent wall)</i>	MPF004
3mm Clear Perspex Panel	MPF010
3mm Foamed PVC Panel	MPF011



Wheels



90° Pivot Foot



Acrylic Holder



Pump or Wipe Dispenser



Flat Connectors



Wall Clips



SEE PAGE 170 FOR FULL DETAILS OF CONTENTS AND REPLACEMENT PRODUCTS.



**Board shown includes optional wheels*

Shadow Boards

Our frames can be used with a slightly larger version of our standard Shadow Board range as shown on page 166. The frames detailed below include a printed aluminium composite panel displaying the relevant shadows and can be used with the accessories shown on the opposite page. Alternatively we can display any combination of the stock shown on page 170 or use a design supplied by you.

Board	Code
Red Board A (Filled)	SBF-BD01-RD
Yellow Board A (Filled)	SBF-BD01-YL
Blue Board A (Filled)	SBF-BD01-BL
Green Board A (Filled)	SBF-BD01-GR
Red Board A (Board Only)	SBF-BD01-RDNS
Yellow Board A (Board Only)	SBF-BD01-YLNS
Blue Board A (Board Only)	SBF-BD01-BLNS
Green Board A (Board Only)	SBF-BD01-GRNS

Board	Code
Red Board B (Filled)	SBF-BD02-RD
Yellow Board B (Filled)	SBF-BD02-YL
Blue Board B (Filled)	SBF-BD02-BL
Green Board B (Filled)	SBF-BD02-GR
Red Board B (Board Only)	SBF-BD02-RDNS
Yellow Board B (Board Only)	SBF-BD02-YLNS
Blue Board B (Board Only)	SBF-BD02-BLNS
Green Board B (Board Only)	SBF-BD02-GRNS

Board	Code
Red Board C (Filled)	SBF-BD03-RD
Yellow Board C (Filled)	SBF-BD03-YL
Blue Board C (Filled)	SBF-BD03-BL
Green Board C (Filled)	SBF-BD03-GR
Red Board C (Board Only)	SBF-BD03-RDNS
Yellow Board C (Board Only)	SBF-BD03-YLNS
Blue Board C (Board Only)	SBF-BD03-BLNS
Green Board C (Board Only)	SBF-BD03-GRNS

Need a mobile version?

Don't forget to add castors

**Set of 4 Castors
Code: MPF002**

Custom Display Boards

The flexibility of our Multi-Purpose Frames makes them ideal for personalising to your exact requirements. When used with a composite or foamed PVC panel, they make ideal shadowboards or site safety boards. Alternatively when used with a clear insert they make a great personal or hygiene barrier.

Available with company branding, safety messages or even frosted vinyl decorations, they can even be physically modified for use in constrained spaces or around obstacles.

*Speak to one of our team today
and see how we can help.*



**SEE
PAGE 173
FOR MORE
INFORMATION
ON NOTICE
BOARDS**

Site Safety Notice Board

Our site safety notice boards are ideal for displaying site notices and emergency information. Our custom sign services also enables us to tailor make your site safety notice board to your requirements to ensure you are setting the right standard for safety on your site.



Manufactured on 3mm ACP, pre-drilled and complete with steel stand-off fixings.

Fire Action Station

This station provides pertinent information for fire safety, and a central point of call when dealing with the safety checks and procedures needed for the modern workplace.

Designed for indoor use, the board is laminated to allow details of the fire marshals to be written and updated directly onto the board.

Board dimensions (WxH): 800 x 600mm

Description	Code
First Action Station	SB-BD31

Contents	Code
Wall Fix Literature Holder (A4)	14091
Fire Safety Log Book	14901



First Aid Station A

Designed for indoor use, the board is laminated to allow the first aider details to be written and updated directly onto the board.

Board dimensions (WxH): 800 x 600mm

Description	Code
First Aid Station A	SB-BD42

Contents	Code
First Aid Kit (1-10 Person)	P0250
Wall Fix Literature Holder (A4)	14091
Accident Report Book	14900



First Aid Station B

Designed for indoor use, the board is laminated to allow the first aider details to be written and updated directly onto the board with a drywipe marker.

Board dimensions (WxH): 800 x 1000mm

Description	Code
First Aid Station B	SB-BD43

Contents	Code
First Aid Kit (1-10 Person)	P0250
Wall Fix Literature Holder (A4)	14091
Accident Report Book	14900
Eyewash Station (with 25 pods)	14343

TO ORDER REPLACEMENT
EYEWASH PODS USE CODE 14344,
SEE PAGE 265



Site Hazard Station

Designed for internal or external use in a sheltered position, this laminated hazard board provides a central point allowing details of unexpected hazards to be identified in a clear and conspicuous place.

By noting issues in this way appropriate measures can be put in place for rectification.

Board dimensions (WxH): 1200 x 900mm

The Site Hazard Station board is a vertical rectangular board with a black and white striped border. It contains the following sections:

- Site Name:** [Blank space]
- Date:** [Blank space]
- Site Hazards:** [Large blank space for text]
- Control Measures:** [Large blank space for text]
- Site News / Initiatives / Safety Critical Operations:** [Large blank space for text]
- If you see anything unsafe, please contact:** [Blank space]

Description	Code
Site Hazard Station	SB-BD50

Site Safety Notice Board A

Designed for internal or external use in a sheltered position, this Site Notice Board presents a central point of storage for the important documentation which is needed on a new site. This board comes complete with 6 pockets mounted to the front, allowing for documentation to be held securely in one place.

Board dimensions (WxH): 2000 x 1200mm

Description	Code
Site Safety Notice Board A	SB-BD60

Contents	Code
Health and Safety Law Poster (A2)	HSE01
Clear Wallet (A4)	14629
Accident Report Book	14900

The Site Safety Notice Board A is a large rectangular board with a black and white striped border. It features the following sections:

- YOUR LOGO HERE** (Top Left)
- SITE SAFETY NOTICE BOARD** (Top Center, Green Header)
- NOTICES** (Top Right)
- Health and Safety Law Poster (A2)** (Left Side)
- Site Safety Notice** (Center, containing:
 - Unauthorized entry to this site is strictly prohibited
 - Danger Construction work in progress
 - High visibility jackets must be worn
 - Safety helmets must be worn
 - Protective footwear must be worn
- First Aiders** (Right Side, with a table for Name and Location)
- Fire action** (Right Side, with a table for Name and Location)
- Accident Report Book** (Bottom Left)
- Visitors Register** (Bottom Left)
- Insurance Certificate** (Bottom Center)
- Health & Safety Policy** (Bottom Center)
- Fire Evacuation** (Bottom Right)
- Handbook** (Bottom Right)

Site Safety Notice Board B

Designed for internal or external use in a sheltered position, this Site Notice Board point presents a central point to detail safety information for a site. The board includes the Health and Safety Poster, which must be displayed by employers by law, along with details of the first aiders and an accident report book in a fixed wallet. It also has a drywipe finish for adding further information in the 'Notices' section.

Board dimensions (WxH): 1600 x 700mm

Description	Code
Site Safety Notice Board B	SB-BD61

Contents	Code
Health and Safety Law Poster (A2)	HSE01
Clear Wallet (A4)	14629
Accident Report Book	14900

The Site Safety Notice Board B is a rectangular board with a black and white striped border. It features the following sections:

- YOUR LOGO HERE SPECIFY WHEN ORDERING** (Top Left)
- SITE SAFETY NOTICE BOARD** (Top Center, Green Header)
- NOTICES** (Top Right)
- Health and Safety Law Poster (A2)** (Left Side)
- First Aiders** (Center, with a table for Name and Location)
- Fire action** (Center, with a table for Name and Location)
- Accident Report Book** (Bottom Left)
- Handbook** (Bottom Left)

To place your order please contact us and email either a vector, high res pdf or 300dpi JPG of your logo.

Accident Free Day Signs

Our Accident Free Day Signs are an excellent way to show Health and Safety Incident data.

By displaying an accident free day sign a company is promoting its commitment to safety in the workplace. Studies show that employees who are motivated and happy on the job are less likely to suffer a serious injury and are altogether more productive. Attaining these safety goals ultimately means saving money, increased production and a happy healthy workforce.

All units are suitable for display indoors or outdoors, and is an eye-catching way to highlight data to staff and visitors.

Features & Benefits

- Manufactured in UK
- Fully assembled
- Weather and waterproof
- LED Digital counter
- Remote control operation
- High quality construction
- Ease of installation and servicing
- May be located outdoors
- Highly visible and eye-catching
- Ease of resetting the digital display



IN THE KNOW

Ultra-Bright built-in LED 4 Digit Counter*

LED Counter	4 Numerals
LED Numeral Size	100mm
LED Brightness	3000mcd
Display Colour	Red
Viewing Distance	60 metres plus Depending on Light Source
Enclosure Finish	Aluminium Powder Coated Black For outdoor use
Anti-glare Screen	
Communication Control	RS232 Interface or Remote
Power Supply	230v ac. 90 days back up memory
Power Consumption	36watts
Complete with Handheld IR Keyboard, Software	
Data Cable & Power Cable	1.5m Extended Cable Available Upon Request.



**These technical specifications are applicable to our standard accident free day signs. Other LED sizes, colours and interface options are available on request*



Description	Code
Style A - 900 x 1200mm	ADFSign-A



Description	Code
Style B - 900 x 1200mm	ADFSign-B



Description	Code
Style D - 900 x 1200mm	ADFSign-D



Description	Code
Style C - 900 x 1200mm	ADFSign-C



Description	Code
Style E - 900 x 1200mm	ADFSign-E

Custom Design

We can help you create custom digital signs to keep your business and staff safe. Designed to back up your existing health and safety procedures, these signs quickly and economically broadcast custom messages to your team such as,

- Number of accident free days / hours
- Production statistics
- Scrolling messages
- Time and Temperature

Plus much more.



Contact us for more information on how we can help bring accident free day boards to your workplace.



Labels

Electrical Labels

Electrical Safety Signs

PAT Testing Labels

Quality Control Labels

Packaging Labels

Door Labels

Asbestos Labels

Hazardous Substances Labels

Labels On A Roll / Label Packs

Hazardous Substances Sheets

UN Placards to IMDG Code

Globally Harmonised System (GHS) Labels

Label Rolls

LABELS

Labels are an essential ingredient in nearly all modern-day work, providing important safety or procedural information at point of contact. We use quality printing methods and strong label materials to produce a wide range of safety labels including,

- **Electrical Labels**
- **PAT Testing Labels**
- **Quality Control Labels**
- **Hazardous Substances**
- **and much more**

In many instances products and methods to be labelled are law. Electrical labelling is most importantly about safety, with correct identification potentially saving injury or, in serious cases life. The main reason for labelling objects is to indicate a danger or an instruction.

Labelling provides a clear picture across many applications which in turn improves safety.

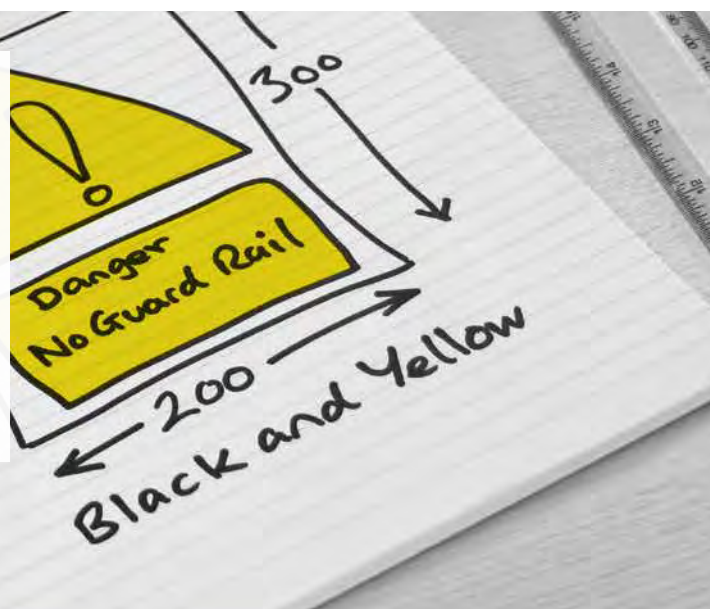


Custom Design

[GET IN TOUCH FOR MORE INFORMATION](#)

Our specialist manufacturing team have years of experience designing, producing and installing custom products across the UK.

Whether you are looking for customised site safety signs, hoarding graphics, banners, tapes, labels, industrial marking stencils or floor graphics, we are happy to help.



Electrical Labels help to warn of potential hazards and identify if equipment has been tested or requires testing. This simple measure can decrease the chance of injuries to employees or the public. Our labels are available in 3 materials, 4 sizes and 5 pack quantities.

We also manufacture electrical safety signs to use along with these labels to show hazard warnings, quality control and prohibited actions, see these from page 54



Electrical Labels

Danger 230 Volts



Danger 240 Volts



Danger 400 Volts



Material	Pack / Roll	Size	Code
SAV	5	75 x 25mm	LAB0001
SAV	25	75 x 25mm	LAB0002
SAV	250	75 x 25mm	LAB0003
SAV	5	75 x 75mm	LAB1000
SAV	25	75 x 75mm	LAB1001
SAV	100	75 x 75mm	LAB1002
PVC	5	75 x 25mm	LAB2000
PVC	5	75 x 75mm	LAB3000
EGR	5	75 x 25mm	LAB8000

Material	Pack / Roll	Size	Code
SAV	5	75 x 25mm	LAB0004
SAV	25	75 x 25mm	LAB0005
SAV	250	75 x 25mm	LAB0006
SAV	5	75 x 75mm	LAB1003
SAV	25	75 x 75mm	LAB1004
SAV	100	75 x 75mm	LAB1005
PVC	5	75 x 25mm	LAB2001
PVC	5	75 x 75mm	LAB3001
EGR	5	75 x 25mm	LAB8001

Material	Pack / Roll	Size	Code
SAV	5	75 x 25mm	LAB0007
SAV	25	75 x 25mm	LAB0008
SAV	250	75 x 25mm	LAB0009
SAV	5	75 x 75mm	LAB1006
SAV	25	75 x 75mm	LAB1007
SAV	100	75 x 75mm	LAB1008
PVC	5	75 x 25mm	LAB2002
PVC	5	75 x 75mm	LAB3002
EGR	5	75 x 25mm	LAB8002

Electrical Safety

Warn of potential hazards

FIND THE FULL RANGE OF ELECTRICAL SIGNAGE FROM PAGE 52

Material Key	
SAV	Self Adhesive Vinyl
PVC	Self Adhesive Semi Rigid PVC
EGR	Rigid Engraved

CAN'T FIND WHAT YOU'RE LOOKING FOR?
CONTACT US TO SEE HOW WE CAN CREATE BESPOKE SAFETY SIGNS TO SUIT YOUR NEEDS.

Danger 415 Volts**Danger High Voltage****Warning Isolate Elsewhere**

Material	Pack / Roll	Size	Code
SAV	5	75 x 25mm	LAB0010
SAV	25	75 x 25mm	LAB0011
SAV	250	75 x 25mm	LAB0012
SAV	5	75 x 75mm	LAB1009
SAV	25	75 x 75mm	LAB1010
SAV	100	75 x 75mm	LAB1011
PVC	5	75 x 25mm	LAB2003
PVC	5	75 x 75mm	LAB3003
EGR	5	75 x 25mm	LAB8003

Material	Pack / Roll	Size	Code
SAV	5	75 x 25mm	LAB0013
SAV	25	75 x 25mm	LAB0014
SAV	250	75 x 25mm	LAB0015
SAV	5	75 x 75mm	LAB1012
SAV	25	75 x 75mm	LAB1013
SAV	100	75 x 75mm	LAB1014
PVC	5	75 x 25mm	LAB2004
PVC	5	75 x 75mm	LAB3004
EGR	5	75 x 25mm	LAB8004

Material	Pack / Roll	Size	Code
SAV	5	75 x 25mm	LAB0016
SAV	25	75 x 25mm	LAB0017
SAV	250	75 x 25mm	LAB0018
SAV	5	75 x 75mm	LAB1015
SAV	25	75 x 75mm	LAB1016
SAV	100	75 x 75mm	LAB1017
PVC	5	75 x 25mm	LAB2005
PVC	5	75 x 75mm	LAB3005
EGR	5	75 x 25mm	LAB8005

Warning More Than One Point Of Isolation**Danger 415V Exists Between****Safety Electrical Connection**

Material	Pack / Roll	Size	Code
SAV	5	75 x 25mm	LAB0025
SAV	25	75 x 25mm	LAB0026
SAV	250	75 x 25mm	LAB0027
PVC	5	75 x 25mm	LAB2011
SAV	5	75 x 75mm	LAB1025
SAV	25	75 x 75mm	LAB1026
SAV	100	75 x 75mm	LAB1027
PVC	5	75 x 75mm	LAB3011

Material	Pack / Roll	Size	Code
SAV	5	75 x 25mm	LAB0019
SAV	25	75 x 25mm	LAB0020
SAV	250	75 x 25mm	LAB0021
PVC	5	75 x 25mm	LAB2012
SAV	5	75 x 75mm	LAB1019
SAV	25	75 x 75mm	LAB1020
SAV	100	75 x 75mm	LAB1021
PVC	5	75 x 75mm	LAB3012
EGR	5	75 x 25mm	LAB8006

Material	Pack / Roll	Size	Code
SAV	5	75 x 25mm	LAB0022
SAV	25	75 x 25mm	LAB0023
SAV	250	75 x 25mm	LAB0024
SAV	5	75 x 75mm	LAB1022
SAV	25	75 x 75mm	LAB1023
SAV	100	75 x 75mm	LAB1024
PVC	5	75 x 25mm	LAB2006
PVC	5	75 x 75mm	LAB3006

Danger Arc Flash



Material	Pack / Roll	Size	Code
SAV	5	75 x 25mm	LAB0028
SAV	25	75 x 25mm	LAB0029
SAV	250	75 x 25mm	LAB0030
SAV	5	75 x 75mm	LAB1028
SAV	25	75 x 75mm	LAB1029
SAV	100	75 x 75mm	LAB1030

RCD Test Label

This installation, or part of it, is protected by a device which automatically switches off the supply if an earth fault develops. Test six-monthly by pressing the button marked 'T' or 'Test'. The device should switch off the supply and should then be switched on to restore the supply. If the device does not switch off the supply when the button is pressed, seek expert advice.



Material	Pack / Roll	Size	Code
SAV	5	75 x 75mm	LAB4003
SAV	25	75 x 75mm	LAB4004
SAV	100	75 x 75mm	LAB4005
PVC	5	75 x 75mm	LAB3008

Periodic Inspection

IMPORTANT

This installation should be periodically inspected and tested and a report on its condition obtained, as prescribed in the IET Wiring Regulations BS 7671 Requirements for Electrical Installations.

Date of last inspection

Recommended date of next inspection



Material	Pack / Roll	Size	Code
SAV	5	150 x 75mm	LAB4000
SAV	25	150 x 75mm	LAB4001
SAV	100	150 x 75mm	LAB4002
PVC	5	75 x 75mm	LAB3007

Mixed Cable Notice



Material	Pack / Roll	Size	Code
SAV	5	75 x 75mm	LAB4006
SAV	25	75 x 75mm	LAB4007
SAV	100	75 x 75mm	LAB4008

Harmonised Cable Notice



Material	Pack / Roll	Size	Code
SAV	5	75 x 75mm	LAB4009
SAV	25	75 x 75mm	LAB4010
SAV	100	75 x 75mm	LAB4011

PV Array

15 labels of 8 different designs.



Material	Sheets	Size	Code
Label Sheets	5	155 x 230mm	LAB9000

Electrical Safety Signs

These signs highlight accompanying safety messages when using Electrical Labels.

Visit pages 52 for our full range of Hazard Warning Signs.



148 x 210 RPVC 17402P

Complete with holes for hanging.



148 x 210 RPVC 17403P

Warning Danger Live DC Cables

With corner holes to allow for secure fitting around a cable.



Material	Pack / Roll	Size	Code
PVC (Non Adhesive)	10	75 x 20mm	17401P

Description	Material	Roll	Size	Code
Warning Electrician Working	RPVC	250	148 x 210mm	17402P
Danger 400 Volts	RPVC	250	210 x 148mm	17403P

PAT Test Label

Printed on self adhesive Vinyl, allowing the correct compliance details to be written directly on to the label.

PASSED ELECTRICAL SAFETY TEST	Tested by	Fuse Rating (amps)
	Test Date	
	Next Test Due	

**FAIL Test Label**

Printed on self adhesive Vinyl, allowing the correct compliance details to be written directly on to the label.

FAILED ELECTRICAL SAFETY TEST	Appliance Ref
	Date of test
	UNSAFE - DO NOT USE

**PAT Testing Labels**


50 x 25mm labels, supplied in rolls of 500 in self adhesive Vinyl.

ELECTRICAL SAFETY TEST	
DATE / INITIALS	
APPL / REF No.	
NEXT TEST DATE	
PASSED	

50 x 25 SAV R3020.500

ELECTRICAL SAFETY TEST	
DATE / INITIALS	
APPL / REF No.	
NEXT TEST DATE	
FAILED	

50 x 25 SAV R3021.500



Material	Pack / Roll	Size	Code
SAV	50	50 x 15mm	LAB6000
SAV	250	50 x 15mm	LAB6001
SAV	50	50 x 35mm	LAB7000
SAV	250	50 x 35mm	LAB7001

Material	Pack / Roll	Size	Code
SAV	50	50 x 15mm	LAB6002
SAV	250	50 x 15mm	LAB6003
SAV	50	50 x 35mm	LAB7002
SAV	250	50 x 35mm	LAB7003

PAT Test Label - Self Laminating

Protect important information from malicious damage and the weather with these self-laminating labels.

After writing, use the over-laminate to ensure text cannot be changed.

Supplied in rolls of 250 labels.




LAB7100



LAB6100

Material	Roll	Size	Code
SAV	250	35 x 15mm	LAB6100
SAV	250	42.5 x 32.5mm	LAB7100

**Material Key**

SAV	Self Adhesive Vinyl
PVC	Self Adhesive Semi Rigid PVC

CONTACT US TO SEE HOW OUR SERVICES CAN HELP YOUR BUSINESS NEEDS.

SEE PAGE 3 FOR MORE INFORMATION

Quality Control Labels

Self Adhesive Vinyl 50 x 25mm labels

Supplied in rolls of 250



50 x 25 SAV R3000.250



50 x 25 SAV R3001.250



50 x 25 SAV R3014.250



50 x 25 SAV R3002.250



50 x 25 SAV R3024.250



50 x 25 SAV R3005.250



50 x 25 SAV R3015.250



50 x 25 SAV R3016.250



50 x 25 SAV R3012.250



50 x 25 SAV R3003.250



50 x 25 SAV R3006.250



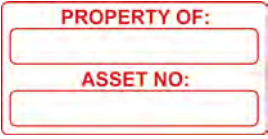
50 x 25 SAV R3008.250



50 x 25 SAV R3018.250



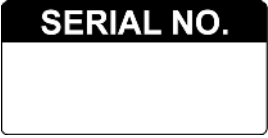
50 x 25 SAV R3017.250



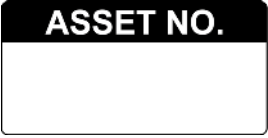
50 x 25 SAV R3007.250



50 x 25 SAV R3019.250



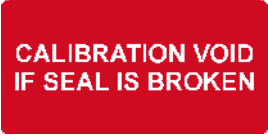
50 x 25 SAV R3010.250



50 x 25 SAV R3011.250



50 x 25 SAV R3022.250



50 x 25 SAV R3025.250



50 x 25 SAV R3013.250



Training

OUR EXPERIENCED TEAM IS ON HAND TO DELIVER TRAINING ACROSS THE FULL BREADTH OF OUR RANGE.



Material Key

SAV	Self Adhesive Vinyl
SAP	Paper (Self Adhesive)

FIND OUR FULL RANGE OF SAFETY SIGNS STARTING ON PAGE 14

Packaging Labels

Internationally recognised paper packaging labels

Supplied in rolls of 1000



100 x 150 SAP 13868



100 x 150 SAP 13871



100 x 150 SAP 14789



100 x 150 SAP 14210



100 x 150 SAP 13872



100 x 150 SAP 13870



100 x 150 SAP 13873

Door Labels

Available as singles or roll of 100



150 x 150 SAV 11326
100 x 100 SAV R5000.100



150 x 150 SAV 11330
100 x 100 SAV R5001.100



150 x 150 SAV 11338
100 x 100 SAV R5002.100




150 x 150 SAV 11350



150 x 150 SAV 11334



150 x 150 SAV 11510



150 x 150 SAV 13876



150 x 150 SAV 13877



150 x 150 SAV 13878

Asbestos Labels

Printed on self adhesive polypropylene

500 labels per roll



25 x 50 SAV 3210



25 x 50 SAV 3211



Hazardous Substances Labels

It is important to mark those areas, rooms or enclosures used for the storage of significant quantities of hazardous substances or mixtures by a suitable warning sign, unless the warning labels on individual containers are clearly visible from outside or nearby.

Supplied in singles



100 x 100 SAV 1852S
200 x 200 SAV 1857S



100 x 100 SAV 1850S
200 x 200 SAV 1855S



100 x 100 SAV 1851S
200 x 200 SAV 1856S



100 x 100 SAV 1854S
200 x 200 SAV 1859S



100 x 100 SAV 1853S
200 x 200 SAV 1858S



100 x 100 SAV 1870S
200 x 200 SAV 1871S



100 x 100 SAV 1860S
200 x 200 SAV 1865S



100 x 100 SAV 1861S
200 x 200 SAV 1866S



100 x 100 SAV 1862S
200 x 200 SAV 1867S



100 x 100 SAV 1863S
200 x 200 SAV 1868S



100 x 100 SAV 1864S
200 x 200 SAV 1869S



100 x 100 SAV 13723
200 x 200 SAV 13724



100 x 100 SAV 13725
200 x 200 SAV 13726



100 x 100 SAV 13741
200 x 200 SAV 13742



100 x 100 SAV 13739
200 x 200 SAV 13740



100 x 100 SAV 13727
200 x 200 SAV 13728



100 x 100 SAV 13729
200 x 200 SAV 13730



100 x 100 SAV 13731
200 x 200 SAV 13732



100 x 100 SAV 13745
200 x 200 SAV 13746



100 x 100 SAV 13743
200 x 200 SAV 13744



100 x 100 SAV 13733
200 x 200 SAV 13734



100 x 100 SAV 13735
200 x 200 SAV 13736




100 x 100 SAV 13737
200 x 200 SAV 13738



100 x 100 SAV 13747
200 x 200 SAV 13748




100 x 100 SAV 13749
200 x 200 SAV 13750



Site Surveys

TO FIND OUT HOW SITE SURVEYS CAN HELP YOUR BUSINESS PLEASE CONTACT OUR SALES TEAM.





100 x 100 SAV 13753
200 x 200 SAV 13754



100 x 100 SAV 13755
200 x 200 SAV 13756



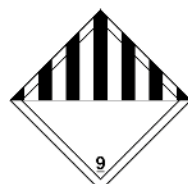
100 x 100 SAV 13757
200 x 200 SAV 13758



100 x 100 SAV 13759
200 x 200 SAV 13760



100 x 100 SAV 13751
200 x 200 SAV 13752



100 x 100 SAV 13761
200 x 200 SAV 13762




Labels On A Roll / Label Packs

These labels are manufactured from a laminated Polypropylene.

100mm² labels are supplied in rolls of 250.

250mm² labels supplied in a packs of 10.



100 x 100 SAV R4000.250
100 x 100 SAV R4000.500
250 x 250 SAV RS4000.10



100 x 100 SAV R4001.250
250 x 250 SAV RS4001.10



100 x 100 SAV R4550.250
250 x 250 SAV RS4550.10



100 x 100 SAV R6001.250



100 x 100 SAV R6000.250



100 x 100 SAV R4102.250
250 x 250 SAV RS4102.10



100 x 100 SAV R4150.250
250 x 250 SAV RS4150.10



100 x 100 SAV R4151.250
250 x 250 SAV RS4151.10



100 x 100 SAV R4153.250
250 x 250 SAV RS4153.10



100 x 100 SAV R4152.250
250 x 250 SAV RS4152.10



100 x 100 SAV R4250.250
250 x 250 SAV RS4250.10



100 x 100 SAV R4251.250
250 x 250 SAV RS4251.10



100 x 100 SAV R4252.250
250 x 250 SAV RS4252.10



100 x 100 SAV R4300.250
250 x 250 SAV RS4300.10



100 x 100 SAV R4301.250
250 x 250 SAV RS4301.10



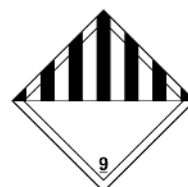
100 x 100 SAV R4303.250
250 x 250 SAV RS4303.10



250 x 250 SAV RS4302.10



100 x 100 SAV R4400.250
250 x 250 SAV RS4400.10



100 x 100 SAV R4450.250
250 x 250 SAV RS4450.10



100 x 100 SAV R4500.250
250 x 250 SAV RS4500.10

Material Key

SAV Self Adhesive Vinyl

FIND OUR FULL MATERIAL KEY ON PAGE 12

Hazardous Substances Sheets

Each sheet has 3 vinyl labels which can be easily cut as required.

1 x 200mm² and 2 x 100mm² labels per sheet.



1 x 200mm²
2 x 100mm² SAV 1852



1 x 200mm²
2 x 100mm² SAV 1850



1 x 200mm²
2 x 100mm² SAV 1851




1 x 200mm²
2 x 100mm² SAV 1854



1 x 200mm²
2 x 100mm² SAV 1853



1 x 200mm²
2 x 100mm² SAV 1860



1 x 200mm²
2 x 100mm² SAV 1861



1 x 200mm²
2 x 100mm² SAV 1862



1 x 200mm²
2 x 100mm² SAV 1863



1 x 200mm²
2 x 100mm² SAV 1864

UN Placards to IMDG Code

Supplied with a blank space allowing you to fill in the appropriate numbers (must be 65mm high and in black).

Alternatively we can print them for you, contact us for details



250 x 250 SAV 13763



250 x 250 SAV 13764



250 x 250 SAV 13765



250 x 250 SAV 13766



250 x 250 SAV 13767



250 x 250 SAV 13768



250 x 250 SAV 13769



250 x 250 SAV 13770



250 x 250 SAV 13771



250 x 250 SAV 13772



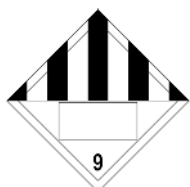
250 x 250 SAV 13773



250 x 250 SAV 13774



250 x 250 SAV 13775



250 x 250 SAV 13776



IN THE KNOW

UN substance numbering is a requirement on road and rail tanks, freight wagons, vehicles and containers.

Globally Harmonised System (GHS) Labels

Printed on self adhesive Vinyl.

50mm supplied in packs of 10
100mm supplied individually.



50 x 50 SAV 18000
100 x 100 SAV 18001



50 x 50 SAV 18002
100 x 100 SAV 18003



50 x 50 SAV 18004
100 x 100 SAV 18005



50 x 50 SAV 18006
100 x 100 SAV 18007



50 x 50 SAV 18008
100 x 100 SAV 18009



50 x 50 SAV 18010
100 x 100 SAV 18011



50 x 50 SAV 18012
100 x 100 SAV 18013



50 x 50 SAV 18014
100 x 100 SAV 18015



50 x 50 SAV 18016
100 x 100 SAV 18017

Label Rolls

Supplied in rolls, these labels are available in a range of sizes and roll quantities.
The quantity in each pack is shown by the last numbers in the code.



50 x 50 SAV R1203.250
50 x 50 SAV R1203.500



50 x 50 SAV R1204.250
50 x 50 SAV R1204.500



50 x 50 SAV R1205.250
50 x 50 SAV R1205.500



50 x 50 SAV R1206.250
50 x 50 SAV R1206.500



50 x 50 SAV R1207.250
50 x 50 SAV R1207.500



50 x 50 SAV R1208.250
50 x 50 SAV R1208.500



50 x 50 SAV R1209.250
50 x 50 SAV R1209.500



50 x 50 SAV R1210.250
50 x 50 SAV R1210.500



50 x 50 SAV R1211.250
50 x 50 SAV R1211.500



50 x 50 SAV R1200.250
50 x 50 SAV R1200.500



50 x 50 SAV R1201.250
50 x 50 SAV R1201.500



50 x 50 SAV R1202.250
50 x 50 SAV R1202.500



50 x 50 SAV R1100.250
50 x 50 SAV R1100.500



50 x 50 SAV R1101.250
50 x 50 SAV R1101.500



50 x 50 SAV R1102.250
50 x 50 SAV R1102.500



50 x 50 SAV R1103.250
50 x 50 SAV R1103.500



50 x 50 SAV R1000.250
50 x 50 SAV R1000.500


Material Key

SAV Self Adhesive Vinyl

R3201.250 - ROLL OF 50 X 25MM LABELS, 250 LABELS PER ROLL
R3201.500 - ROLL OF 50 X 25MM LABELS, 500 LABELS PER ROLL

Electric Vehicle Recharging Stencil

Help locate charging points easily





LOCKOUT TAGOUT

Lockout Tagout is the correct procedure for isolating and shutting down equipment safely, ensuring it cannot be started up again until safe to do so.

#SAFETYMADESIMPLE

LOCKOUT TAGOUT

Lockout is a physical method of isolating equipment to prevent it being re-energised or stop the release of any stored energy.

Tagout is a highly visible written warning attached to the locked out device highlighting that the equipment should not be used until the Lockout is removed.

Why Lockout Tagout?

Planned Lockout Tagout Procedures are an effective way of reducing the risks involved when maintaining, cleaning or repairing equipment. Now considered a best practice procedure worldwide, correct implementation can reduce downtime and increase productivity. It helps to ensure worker safety and reduces the risk of employers exposure to liability and prosecution, as well as indirect costs such as repairs to equipment.

How to implement a planned LOTO Programme?

A clearly designed LOTO programme will detail all the necessary steps to ensure equipment energy is safely isolated.



Types of Energy

Dangerous energy sources can take many forms, including:



Electrical Energy

Commonly found powering nearly all workplace equipment.



Hydraulic Energy

Found powering forklifts, cutting equipment and pumps.



Mechanical Energy

Can be found in all machinery with moving parts.



Thermal Energy

In ovens or freezers (hot or cold).



Pneumatic Energy

Most commonly found powering machinery via compressed air or gas.



Potential Energy

Found in compressed springs or suspended weights.

Padlock Cabinet

Red powder coated steel padlock cabinet with interior racks for the storage of padlocks.

- Stores up to 21 padlocks.
- Quality powder coated Steel.
- Wall mountable.
- Fixings included.
- 2 keys included.



Size (HxWxD)	Code
460 x 390 x 55mm	LOK059

Padlock Station

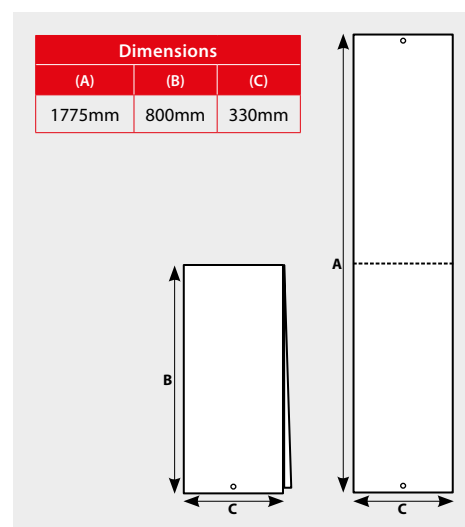

These powder coated metal padlock stations are an ideal method for the storage and display of Lockout safety padlocks.



Description	Code
6 Padlocks (72 x 126 x 31mm)	LOK143
12 Padlocks (72 x 265 x 31mm)	LOK144
18 Padlocks (72 x 368 x 31mm)	LOK145

Ladder Lockout

Manufactured from flexible woven PVC, this device is placed over the rungs of a ladder or the steps of other climbing apparatus to prevent its use. The integral eyelet allows it to be locked out with a suitable padlock and tag.



Description	Code
Ladder Lockout	LOK245

Ask us about our LOTO Handbooks





Lockboxes

Provision of a safe location to store keys and other activation devices during maintenance or repair.

Once equipment has been isolated and made safe, any keys or other activating equipment can be stored safely in a lockbox to prevent accidental re-energisation. Multiple padlocks can be affixed to the Lockbox which all must be removed before gaining access to the contents.



Lockbox

Red powder coated steel lockbox for storage of keys or other machine activation devices.

Once a machine has been isolated and made safe, its keys are placed in the Lockbox; each authorised person working on the machine then applies their own padlock to the lockbox, ensuring the keys cannot be accessed until every authorised user is satisfied the machine is safe.



- 13 padlock fixing holes
- Carry handle on top

Size (HxWxD)	Code
155 x 255 x 100mm	LOK015

*Padlocks not included

Compact Lockbox

A compact version of the Lockbox.

Suitable for up to 7 padlocks



Size (HxWxD)	Code
155 x 115 x 110mm	LOK150

Wall Mount Lockbox

A compact Lockbox suitable for wall fixing or use as a mobile unit.

Suitable for up to 15 padlock



Size (HxWxD)	Code
258 x 160 x 85mm	LOK169



Hasps

When more than one padlock needs to be fitted to an isolation point a hasp can be fitted to expand the number of lockout points available. The design of a hasp ensures that all the padlocks need to be removed before the hasp can be detached.



Standard Hasps



Manufactured from hardened powder coated Steel, this hasp utilises a simple scissor action to lockout an isolation point.

The 25mm version has a double locking arrangement whilst the 38mm is a single locking system.

Description	Code
25mm	LOK048
38mm	LOK069



Manufactured from high tensile Steel sheet which has in turn been electro-plated to prevent corrosion.

The padlock fixing section is Vinyl coated to improve grip and provide greater visibility.

Description	Code
25mm	LOK044
38mm	LOK045

Hasp Dimensions			
Description	Jaw Size (A)	# Of Holes (Padlock)	Padlock Hole dia.
Standard	25mm	6	9mm
Standard	38mm	6	9mm
Vinyl Coated	25mm	6	10mm
Vinyl Coated	38mm	6	10mm

Aluminium Hasps



Manufactured from Aluminium with injection moulded Nylon grip. The hasp jaws are rounded to provide easy fixing on smaller isolation points and Lockout devices.

Suitable for 6 padlocks with a maximum shackle diameter of up to 8mm.

Description	Code
25mm	LOK191
38mm	LOK192

Stainless Steel Hasp



Manufactured from Stainless Steel and available in powder coated black/yellow.

Suitable for 6 padlocks with a maximum shackle diameter up to 8mm.

Description	Code
Black / Yellow	LOK129
Stainless Steel	LOK261

Die Cast Steel Hasp



Corrosion resistant Die Cast Steel Hasp with drop down opening system.

Suitable for 3 padlocks with a shackle diameter up to 8mm.

Description	Code
Steel	LOK163

Extra Large Hasps

For use in situations where multiple users need to lock out equipment.

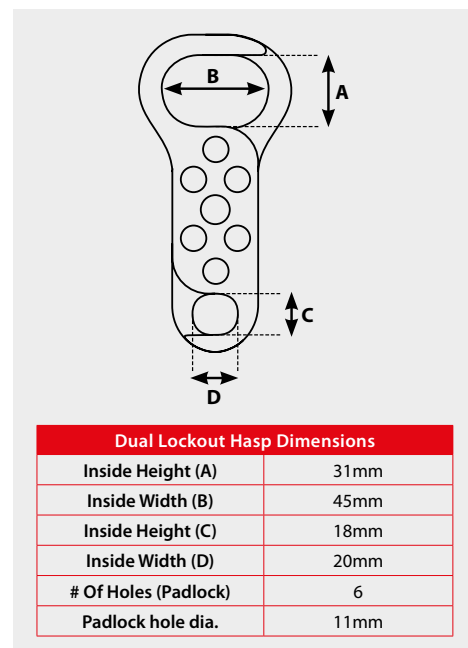
Manufactured from hardened powder coated Steel.

Description	# Of Holes	Code
25mm	12 Holes	LOK133
25mm	24 Holes	LOK134

Dual Lockout Hasps

This dual scissor action hasp has a Steel body with a powder coating to prevent corrosion. The Aluminium pivot provides smooth movement. The two different jaw sizes ensure ultimate adaptability when lockout conditions vary.

Description	Code
Dual Lockout	LOK047

**Di-electric Lockout Hasp**

Non-conductive reinforced Nylon hasp which opens using a pull and spring method.

With a shackle thickness of 6mm, the hasp can be locked out by up to 6 padlocks.

# Of Holes	Code
6 Holes	LOK127



Our premier Dielectric Lockout Hasp utilises a unique swing lock system to securely fasten the thread.

Available in 3mm and 6mm thread sizes, each has 4 integral holes for multiple padlock use.

# Of Holes / Thread Size	Code
4/3mm	LOK119
4/6mm	LOK120



Manufactured from reinforced Nylon, these hasps are tough, flexible and have the added benefit of being completely non-conductive.

Accepts padlocks with a shackle diameter up to 9mm.

# Of Holes / Thread Size	Code
3/3mm	LOK053
3/6mm	LOK054
6/6mm	LOK046

Sign Hasps

This hasp combines the benefits of a standard hasp and tag simultaneously.

Manufactured from powder coated Aluminium.

Supplied with spare label.

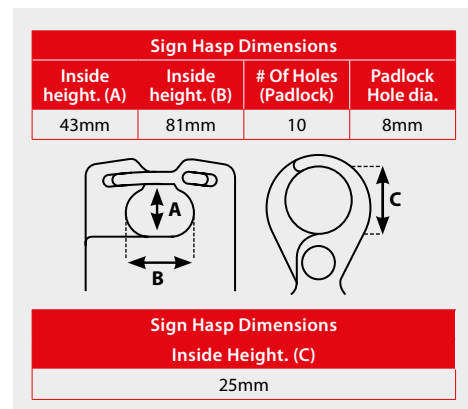
Code
LOK049



Similar to the first hasp, this version has a smaller head allowing application in less accessible locations.

Available in 3 sizes.

# Of Holes	Code
6 Holes	LOK130
8 Holes	LOK131
10 Holes	LOK132



Gate Valve Lockout

A simple solution for isolating gate valves. Once the valve is in the appropriate position, simply slip the lockout over the top of the handle, rotating freely around the valve stem and thus preventing access and movement of the valve.

The different sizes cover the most commonly used valve diameters. Where a gate valve lockout cannot be used due to fitting or other restraints, consider using a cable lockout system to isolate the valve

- *Resistant to cracking and abrasion*
- *Dielectric properties*
- *Rotates freely around valve handles*
- *Resistant to extreme temperatures*
- *Suitable for hasps and padlocks*
- *Available in various sizes*



IN THE KNOW

USING A GATE VALVE LOCKOUT


*Slip the Lockout over the top of the valve handle.
Once in position the cover will rotate freely thereby preventing the valve from turning.*

DIRECTIONS FOR USE:



STEP 1

Ensure the valve is in the required locked off position (on/off).
Select the appropriate sized lockout for the gate valve.



STEP 1b (Optional)

Optional clip out centre. Please specify if you would like the lockout with pop out centre when placing your order.

(For use on valves with a rising stem).



STEP 2

Place the lockout device over the valve wheel and close, ensuring it can rotate freely around the wheel.



STEP 3

Secure Lockout with a safety padlock and attach a tag to communicate your chosen safety message.

Use a hasp if more padlocks are required.

Keep your lockout tagout equipment easily accessible
Keeping your workplace tidy.



**FIND THE
FULL RANGE
OF LOCKOUT
STATIONS ON
PAGE 214**

Gate Valve Lockout

Comprising of two flattened half moons with a hollow centre. Hinged at one side, they are placed over the valve and then closed, ensuring that the valve wheel is tamper-proof.

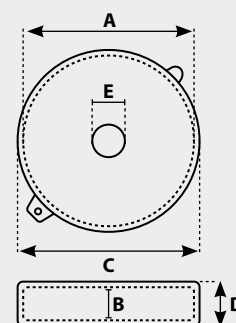
Use a hasp if more than one padlock is required to Lockout the device.

Please ask if you require the gate valve lockout with a clip out centre.



Millimetres	Inches	Code
25 - 63.5mm	1" - 2 1/2"	LOK001
63.5 - 127mm	2 1/2" - 5"	LOK002
127 - 165mm	5" - 6 1/2"	LOK003
165 - 254mm	6 1/2" - 10"	LOK004
254 - 355mm	10" - 14"	LOK005

Dimensions	(A)	(B)	(C)	(D)	(E)
25 - 63.5mm	70	32	76	38	N/A
63.5 - 127mm	130	34	140	44	33
127 - 165mm	170	41	177	50	53
165 - 254mm	257	50	267	63	70
254 - 355mm	355	63	368	74	74
(A) Inside diameter	(D) Outside depth (E) Inner hole diameter				
(B) Inside depth					
(C) Outside diameter					



Extra Large Gate Valve Lockout

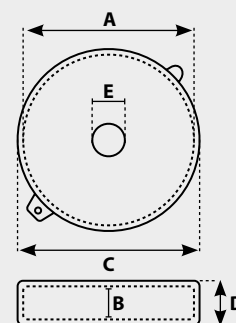
Our largest sized Gate Valve Lockout is suitable for valve handles with a diameter of 330mm up to 450mm. It has an integral clip out centre and a built in facility to use up to 4 padlocks without the need for a hasp.

When not in use one side of the lockout fits within the other for transportation and storage.

Millimetres	Inches	Code
330 - 450mm	13" - 18"	LOK204



Dimensions	(A)	(B)	(C)	(D)	(E)
330 - 450mm	470	75	475	90	90
(A) Inside diameter		(D) Outside depth			
(B) Inside depth		(E) Inner hole diameter			
(C) Outside diameter		All sizes in millimetres			



Adjustable Gate Valve Lockout

Two separate pieces which slide over the valve and lock together.

Fits valve hand wheels between 25.5mm and 165mm in diameter.

Millimetres	Inches	Code
25.5 - 165mm	1" - 6 1/2"	LOK006



Ball Valve Lockout

This lockout device is placed over the top of the ball valve to prevent the valve handle from being turned. Once in the correct isolated position, the handle of the valve is trapped within the body of the lockout, preventing the handle from being operated.



IN THE KNOW

USING A BALL VALVE LOCKOUT

Once in position, the handle of the valve is trapped within the body of the lockout, preventing the handle from being operated.

DIRECTIONS FOR USE:



STEP 1

Turn the valve handle to the correct position,

Either on or off.



STEP 2

Lockout the device by placing the main body over the top of the valve handle. Ensure the valve handle sits inside channel.



STEP 3

Move slider section down the shaft of the lockout until tight against the valve body.



STEP 4

Insert a padlock or hasp through the most appropriate hole which keeps the slider secure.

PLEASE NOTE:

Holes on the slider section have a staggered repeat which ensures that at least one hole will be tight when placed against the valve. If more than one padlock is required then a hasp should be used.

Pipeline Identification

Marking the content and direction of flow within pipes.

FIND THE
FULL RANGE
OF PIPELINE
IDENTIFICATION
ON PAGE
118


WASTE SOLVENT

Ball Valve Lockout

This lockout device is placed over the top of the ball valve to prevent the valve handle from being turned.

3 sizes available.

Size	Code
9.5 - 31mm	LOK023
32 - 63mm	LOK024
50 - 203mm	LOK025



Butterfly Valve Lockout

When slid into position the wedge on the slider section prevents the compression handle being squeezed, preventing operation of the valve.

Working in a similar way to the standard ball valve lockouts, the wedge on the slider section sits between the compression handle and lever, preventing operation.

Size	Code
8 - 45mm	LOK018



Flange Ball Valve Lockout

Once the flange ball valve is in the desired position and the handle removed, this lockout device fits over the top of the stem ring.

The two sections of the device slide together over the top of the stem, ensuring it is suitable for various sizes of valves.

Hole size: 46 x 38mm

Size	Code
150 x 220 x 70mm	LOK186



IN THE KNOW

DIRECTIONS FOR USE:

STEP 1



STEP 2



STEP 3



Cable Lockout

Cable lockouts are ideal when there is a need to lockout multiple energy sources with one device or when the design or placement of the energy source prevents other types of lockout being used. Use the flexible cable to tie off the energy source and then secure using the grip handle. The handle traps the cable and prevents it from becoming loose.

Multi-Purpose Cable Lockout

This cable lockout has been ergonomically designed to fit the hand, making placement and use fast and simple.

Route the cable where necessary to Lockout the device then feed the cable down the centre of the open lockout. When the cable is tight and the source is locked out, squeeze the handle closed and apply padlock.

Available in vinyl coated steel and nylon cable versions.

Cable Type	Code
2.5m Steel Core (Blue)	LOK013
2.5m Nylon Core (Yellow)	LOK014



Retractable Cable Lockout

This unique cable lockout has an integral rewinding mechanism, pulling the cable taut once it has been routed to lockout the equipment. It can house up to two padlocks of a maximum diameter of 7mm.

Dimensions	Cable Length	Cable diameter	Code
110 x 110 x 40mm	1.8m	2mm	LOK217



IN THE KNOW

DIRECTIONS FOR USE:

STEP 1

Pull out the cable and route it through the equipment to lockout the device. Feed the cable back to the cable lockout and place the loop around the hook.



STEP 2

Push the winding button and the cable will automatically retract, pulling it tight.



STEP 3

Push in the black grip handle to lock the cable in place. Affix up to two padlocks on the unit (more can be fitted using a hasp) and tagout as appropriate.



PLEASE NOTE: To remove, push in the black grip handle to release the cable.

Heavy Duty Cable Lockout

A heavy duty cable lockout that can be applied to large valves. Suitable for the most extreme weather conditions including offshore installations.

Due to its metal construction and stainless steel nut this lockout provides reliable and corrosion resistant use.

(Please note that the Stainless Steel cable is supplied separately)

Description	Code
Lockout Only	LOK135
2m Stainless Steel Cable	LOK136
5m Stainless Steel Cable	LOK137



Mobile LOTO Display unit

We can supply custom made LOTO distribution equipment to suit your needs. These units are ideal for the immediate deployment of LOTO equipment to the areas where you need it, either via forklift or the integral lockable wheels. The LOTO boards can be designed to display the stock you require and can be mounted on one of both sides of the unit. The optional lockable cupboard can house the equipment which will not fit on the boards.

- Integral and customisable LOTO Boards
- Single or double sided board display
- Customisable vinyl graphics and company logos
- Mobile or static options
- Lockable cupboard section

Speak to one of our team today and see how we can help.



Branding



Shadow Board



Wheels



Cabinet



Electrical Lockout

We have a range of lockout devices designed to be used to lockout modern workplace equipment. These are usually fixed to the power control switch of the electrical equipment, and when used with the appropriate tag and padlock are an effective way to ensure the equipment cannot be activated until safe to do so.




Universal Mini Circuit Breaker Lockout

This universal MCB lockout has been designed to fit almost any size of MCB, regardless of size or the position of the holes on the breaker.

Simply turn off the breaker and place the lockout over the switch. Use the thumbscrew to tighten the internal grub screw onto the switch, locking the unit into place.

The thumbscrew will then fold down on its integral hinge, allowing a padlock to be fitted preventing access to the thumbscrew.



Clamp Size	Code
10 x 20mm	LOK043

Universal Mini MCB Lockout

Our smallest MCB toggle is easy to use - simply place over the breaker and tighten the internal grub screw.

Once secure fit a padlock or appropriate hasp through the hole to prevent unauthorised removal.

Maximum clamping size ≤ 6mm.



Clamp Size	Code
≤ 6mm	LOK161

Universal 'Tool Free' MCB

This MCB lockout device utilises a thumb-screw for easy 'no tools' installation and is suitable for use on virtually all ISO/DIN circuit breakers. It can be fitted vertically or horizontally, and is small enough to be used side by side on adjacent breakers.

Simply lift up the cover and fit the unit onto the MCB toggle when in the OFF position, screw down the thumbscrew tight and close the cover, locking out the unit with a padlock. The device also has two locking options providing flexibility when applying a padlock either vertically or horizontally.



Clamp Size	Code
8 x 15mm	LOK277

Mini Circuit Breakers

Our range of miniature circuit breaker (MCB) lockouts have been designed to fit most modern single and multiple pole miniature circuit breakers. The lockout prevents the circuit breaker toggle from being turned on, use appropriate padlock to prevent unauthorised removal.

Due to the size of these MCB lockouts, should you need to use a hasp to increase the number of padlocks we recommend the di-electric hasp (**LOK053**) or wire padlock (**LOK185**). All of the following MCB lockouts can be locked out using a single safety padlock with a maximum shackle diameter of 7mm.



Clamp Size	Code
'Pin Out'	LOK205
'Pin In'	LOK206
'Pin Out Wide'	LOK208
Tie Bar Lockout	LOK207



IN THE KNOW

PIN OUT

Designed to fit most popular breakers up to 60 Amp.



LOK205

PIN IN

Designed to fit most popular breakers up to 60 Amp.



LOK206

PIN OUT WIDE

This MCB has an extra wide body to fit breakers greater than 60 Amp.



LOK208

TIE BAR

Adjustable thumb wheel operation fits larger or multi-pole circuit breakers connected with a cross bar. Requires no holes in the breaker to fit.



LOK207

Universal MCB Lockout

A universal Lockout which is fitted using an internal grub screw or thumb turn screw.

Suitable for single or multi-pole breaker.

Width	Code
10mm	LOK121
10mm	LOK122
22mm	LOK141



LOK121



LOK122



LOK141

Universal MCB Lockout

Fitted using an internal grub screw. This version is suitable for most Siemens style branded circuit breakers. Maximum clamping size ≤ 5 mm.

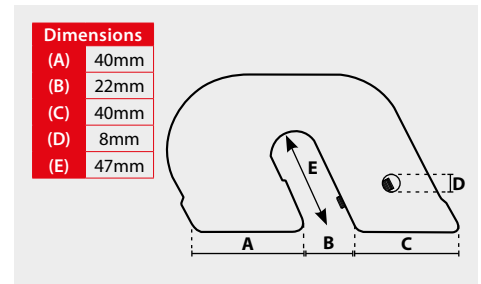
Clamp Size	Code
6 x 4mm	LOK138



Large MCB Lockout

Fitted using an internal grub screw, this universal lockout is suitable for larger circuit breakers and can be fitted to toggles $\leq 35\text{mm}$ in depth and 40mm wide.

Clamp Size	Code
$\leq 35\text{mm} \times 40\text{mm}$	LOK142

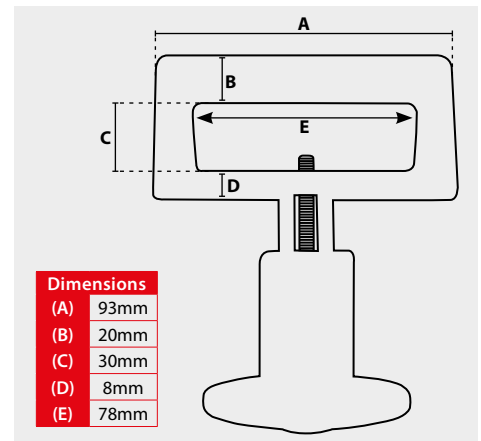


3 Phase Circuit Breakers Lockout

Designed for 3 phase breakers, this large lockout fits over the switch and then the screw is tightened using the clock style section. When tight the clock section is locked to the main body through a sliding section fitted to the main body.

Will accept 3 separate padlocks with a shackle diameter up to 8mm .

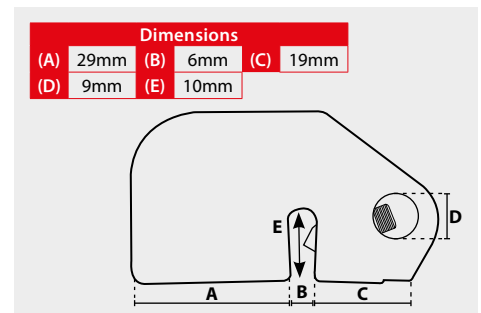
Clamp Size	Code
$77 \times 25\text{mm}$	LOK055



Fuse Lockout

Fitted using an internal grub screw, the universal fuse lockout is suitable for use on fuse holders from 20Amp to 400Amp , manufactured from nylon. Maximum clamping size $\leq 5\text{mm}$.

Clamp Size	Code
$5 \times 9\text{mm}$	LOK140

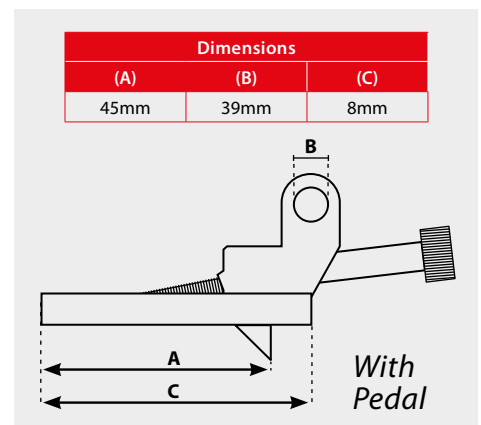


Medium Circuit Breaker Lockout

For use on medium sized circuit breakers, turn the circuit breaker into the off position and place the lockout over the toggle switch. Tighten the screw thread until tight to the toggle with the integral pedal sitting into the housing of the breaker to prevent removal.

Maximum toggle width: 20mm

Description	Code
With Pedal	LOK209

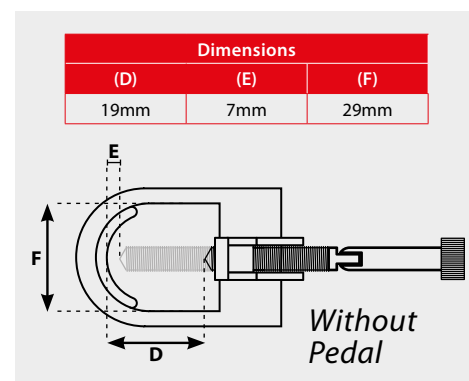


Multi-Function Circuit Breaker Lockout

Fits on top of a variety of push button breakers. This unit traps the button to help prevent it being pushed. Designed primarily as a visual deterrent to prevent accidental reactivation of the circuit.

Maximum toggle width / height: 20mm

Description	Code
Without Pedal	LOK210



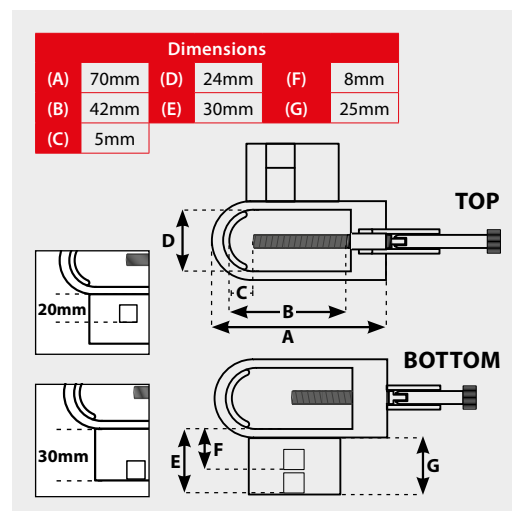
Large Circuit Breaker Lockout

Designed to fit on the largest circuit breakers. Turn the circuit breaker into the off position and place the lockout over the toggle switch. Tighten the screw thread until tight to the toggle with the integral pedal sitting into the housing of the breaker to prevent removal.

This unit is available in 2 sizes to allow for fitting to various sizes of breaker.

Maximum toggle height: 20mm - 30mm

Description	Code
Small (20mm)	LOK211
Large (30mm)	LOK212



Plug / Pneumatic Lockout

Manufactured from industrial reinforced polystyrene, the unit has been developed to completely enclose electrical plugs to prevent a machine being energized. The plug sits inside the unit with the cable being fed through an access hole.

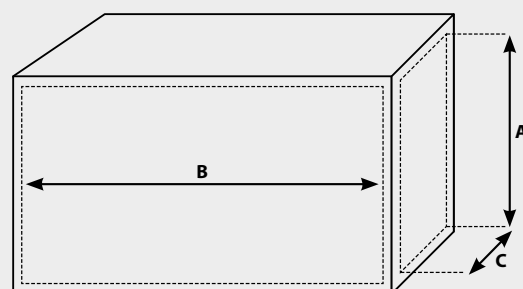
Small Unit: Suitable for a variety of electrical connections up to 40mm diameter. Accepts up to 4 safety padlocks.

Large Unit: Suitable for standard and larger electrical plugs, including 3 phase connectors. It also has 4 holes of 3 different sizes suitable for pneumatic male air hose connectors. Accepts for up to 4 safety padlocks.



Description	Code
Small (4 Holes)	LOK029
Large (4 Holes)	LOK030

Dimensions	Small	Large
Inside height (A)	43mm	85mm
Inside width (B)	81mm	155mm
Inside depth (C)	43mm	85mm
Padlock Hole (dia.)	8mm	8mm
Electrical access Holes (dia.)	1 @ 13mm	1 @ 11mm 1 @ 19mm
Pneumatic access Holes (dia.)	-	1 @ 7.5mm 2 @ 9.5mm 1 @ 12mm



Lockout Tagout

Electrical Plug Lockout

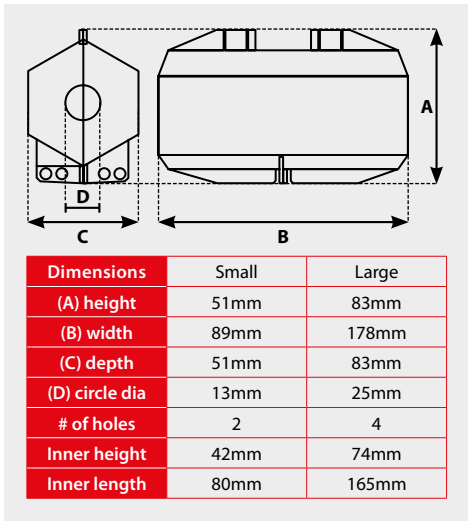
Manufactured from polypropylene, the hexagon design opens up in two halves and is suitable for a variety of industrial plugs.

Small Unit: Can accommodate 2 padlocks.

Large Unit: Can accommodate 4 padlocks.

Accepts padlocks with a shackle diameter of 7mm or less.

Description	Code
Small (4 Holes)	LOK188
Large (4 Holes)	LOK190



Electrical Cylinder Lockout

This large electrical plug Lockout has two interlocking cover plates allowing plugs with various sizes of cable to be inserted.

Interior size of 84mm dia. x 150mm and will accept cable widths up to 34mm dia.



IN THE KNOW

1. Shown with both plates open allowing insertion of the plug.
2. Shown with cover plate A in place giving a cable access hole of 34mm.
3. Shown with cover plate B in place giving a cable access hole of 16mm.
4. Shown with both plates in place giving a cable access hole of 10 x 15mm.

Switch and Socket Cover

Ensure vital equipment cannot be accessed by locking off the socket at the wall outlet. This lockout is suitable for standard UK single sockets, and can be used for switches, power sockets, network points etc.

To fit, isolate the power to the outlet, loosen the screws and place the cover behind the faceplate. Re-tighten the screws pulling the cover into place. To use cover with plug sockets, turn the cover 90°. Up to two padlocks can be fitted, if more are needed consider using a suitable hasp.

Note: Cable gaps are located at the side and may not be suitable for thicker/rigid cables

Size	Code
Single Gang	LOK215



Electrical Labels

Warn of potential hazards

FIND THE FULL RANGE OF ELECTRICAL LABELS FROM PAGE 176

Button Lockout

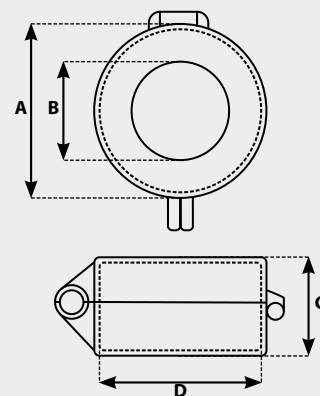
Manufactured from glass resin polycarbonate, these lockouts permanently fit over the stem of the button and adhere to the back panel.

Available in two sizes, they can be locked out using our standard padlocks or a suitable hasp.

Hole Diameter	Code
22mm	LOK193
30mm	LOK194



Dimensions		
Size	22mm	30mm
(A) Dia.	46mm	46mm
(B) Inner circle dia.	22mm	30mm
(C) height	31mm	31mm
(D) Inner width	44mm	44mm
# of holes	1	1



Push Button Lockout

Designed to encapsulate standard push buttons, this lockout comes with a locking cap to ensure the enclosure cannot be removed without fully removing the padlock.

Small: 75mm diameter by 40mm high, with a 30mm hole to sit around the foot of the button.

Large: 70mm diameter by 80mm high, with a 30mm hole to sit around the foot of the button.

Size	Code
Small	LOK125
Large	LOK126



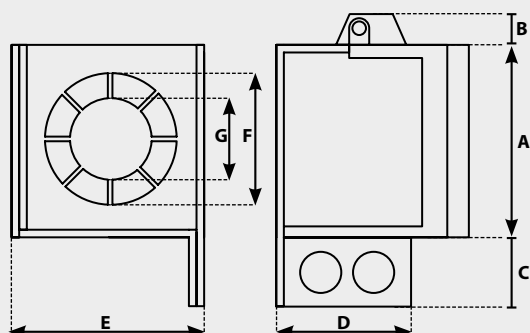
Button Lockout

This lockout unit fits around the stem of a button which can then be locked out using up to two standard padlocks. Manufactured from glass resin polycarbonate.

Hole diameter of 22 - 30mm

Description	Code
Button Lockout	LOK187

Dimensions						
(A)	(B)	(C)	(D)	(E)	(F)	(G)
50mm	8mm	18mm	35mm	50mm	33mm	22mm



IN THE KNOW

STEP 1



STEP 2



STEP 3

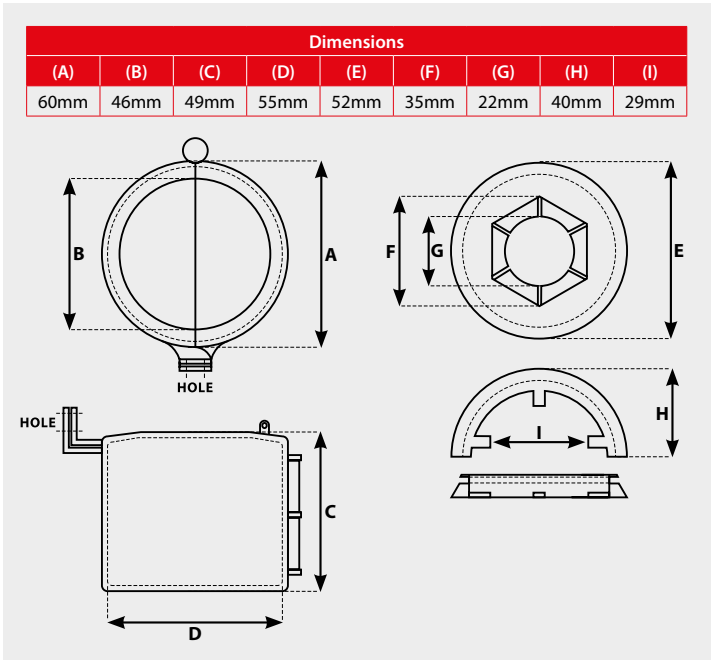


Button Lockout

Manufactured from glass resin polycarbonate, this lockout unit fits around the stem of a button which can then be locked out using a standard padlock. This unit can be fixed either permanently or temporarily. To fit permanently, use the circular section around the stem of the button and shut the cover in place when needed.

To fit temporarily, use the semi-circular section to sit round the stem prior to fitting the cover and remove when finished.

Description	Code
Button Lockout	LOK195



IN THE KNOW

STEP 1



STEP 2



STEP 3



STEP 4



Pin and Sleeve Plug Lockout

This lockout fits onto the rim of the male socket, locking in place and preventing insertion into the socket.

To use, open the lockout and slip it over the top of the locating tab on the rim of the plug. Close the lockout and secure it with a padlock and affix a tag to display the relevant safety information.

Fits Plug Size	Code
16A - 125A	LOK168



IN THE KNOW

STEP 1



STEP 2



STEP 3



STEP 4



3 Pin Plug Lockout

Ideal for use with power supplies of computers and similar devices. This lockout inserts into the back of the power supply and the circular paddle is then rotated to lock the device in position.

A padlock can then be used to prevent the device being removed.



Size	Code
33 x 130 x 29mm	LOK123

Electrical Panel Lockout

Use these lockout electrical panel buttons and switches when there is no in built lockdown provision.

4 different designs.

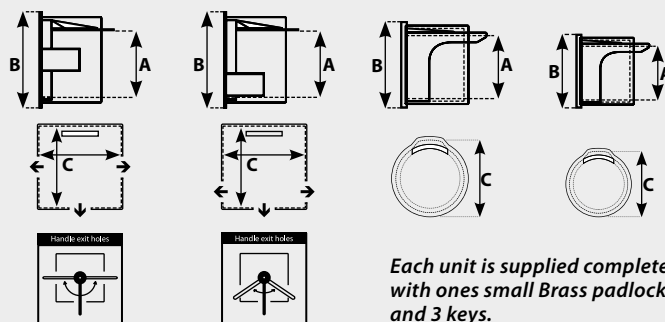
- **2-stage operation**
- **Push / mushroom panel buttons**
- **Square units - switch levers**
- **Adhesive backing**



Attach the base plate directly onto the electrical panel. Isolate the unit by placing the housing unit over the top preventing access to the switch.

Size	Code
Small Round	LOK064
Large Round	LOK065
Large Square 45°	LOK066
Large Square 90°	LOK067

Description	Dimensions			
	Inside size HxW (A)	Plate size HxW (B)	Cover size HxW (C)	No. of Padlock holes
LOK064 - Small Round	35mm dia.	50 x 50mm	45mm dia.	1
LOK065 - Large Round	45mm dia.	60 x 60mm	55mm dia.	1
LOK066 - Square 45 Degree	65 x 74mm	95 x 95mm	85 x 85mm	2
LOK067 - Square 90 Degree	65 x 74mm	95 x 95mm	85 x 85mm	2



Each unit is supplied complete with ones small Brass padlock and 3 keys.


Gas Cylinder Lockout

Used to prevent access to the main cylinder valve, the unit encloses the valve head and is locked in place with two interlocking plates.

Installs in seconds and provides quick and easy identification of a full cylinder with the security of a padlock to lock the device in place to prevent unauthorised use.

Each Lockout is supplied with two extra labels which can be fixed onto the Lockout to depict if the cylinder currently being locked out is full or empty.

Interior size of 84mm dia. x 150mm, accepts neck rings up to 34mm dia



Size	Code
97mm dia x 160mm	LOK056



Pneumatic Lockout

Manufactured from solid stainless steel this pneumatic lockout is strong, durable, resistant to corrosion and fits virtually all pneumatic fittings used in manufacturing facilities.

To use, place the pneumatic male fitting between the appropriate sized hole and close with a scissor action, this then prevents the hose from being used. Once the lockout is in its closed position it can be locked using up to two safety padlocks.



Description	Code
Pneumatic Lockout	LOK063



Lockout Stations

Lockout stations provide storage and display solutions for your lockout equipment when not in use.

A lockout station should be located wherever it is deemed most appropriate for its desired purpose. This could be next to the equipment to be locked out, in a maintenance department or a central location.

Lockout Station A

Pre-drilled ACP panel with a anti-scuff laminate.

Board dimensions (WxH): 500 x 675mm

Description	Code
Lockout Station A	LOK288

Description	Qty	Code
Red Safety Lockout Padlocks (KD)	5	LOK007-L
Blue Safety Lockout Padlocks (KD)	5	LOK010-L
25mm Stainless Steel Lockout Hasp (Nickel Plated)	2	LOK261
Do Not Operate Tags (Pack of 10)	2	LOK050
Shadow Board Hook	12	HE85L
Lockout Tag Holder	2	LOK154

CONTENTS



Lockout Station B

Pre-drilled ACP panel with a anti-scuff laminate.

Board dimensions (WxH): 1075 x 965mm

Description	Code
Lockout Station B	LOK289

Description	Qty	Code
Red Safety Lockout Padlocks (KD)	12	LOK007-L
Pneumatic Lockout	1	LOK063
25mm Stainless Steel Lockout Hasp (Nickel Plated)	5	LOK261
Do Not Operate Tags (Pack of 10)	2	LOK050
Multi-purpose Cable Lockout with 2.5m Coated Steel Cable	1	LOK013
Ball Valve Lockout (Small)	1	LOK023
Ball Valve Lockout (Large)	1	LOK024
Gate Valve Lockout (25 - 63.5mm)	1	LOK001
Gate Valve Lockout (63.5 - 127mm)	1	LOK002
Gate Valve Lockout (127 - 165mm)	1	LOK003
A4 Wallfix Literature Holder	1	14091
Lockout Tag Holder	2	LOK154
Shadow Board Hook	36	HE85L
Aluminium MCB Lockout Toggle	2	LOK161
Miniature Circuit Breaker Lockout Pin Out Standard	2	LOK205
Miniature Circuit Breaker Lockout Pin In Standard	2	LOK206
Miniature Circuit Breaker Lockout Pin Out Wide	2	LOK208
Covered MCB Lockout	2	LOK277
Wall Mounted Lock Box	1	LOK169

CONTENTS



Non-conductive Station C

Pre-drilled ACP panel with a anti-scuff laminate.

Board dimensions (WxH): 875 x 810mm

Description	Code
Lockout Station C	LOK290

Description	Qty	Code
Red Dielectric Nylon Shackle Safety Lockout Padlocks (KD)	18	LOK068
Dielectric Lockout Hasp	4	LOK054
Do Not Operate Tags (Pack of 10)	2	LOK050
A4 Wallfix Literature Holder	1	14091
Shadow Board Hook	23	HE85L
Multi-purpose Cable Lockout with 2.5m Nylon Cable	1	LOK014
Lockout Tag Holder	2	LOK154

CONTENTS

**Lockout Station D**

Pre-drilled ACP panel with a anti-scuff laminate.

Board dimensions (WxH): 1050 x 850mm

Description	Code
Lockout Station D	LOK291

Description	Qty	Code
Red Safety Lockout Padlocks (KD)	42	LOK007-L
25mm Stainless Steel Lockout Hasp (Nickel Plated)	10	LOK261
Do Not Operate Tags (Pack of 10)	3	LOK050
Shadow Board Hook	52	HE85L
Lockout Tag Holder	3	LOK154

CONTENTS

**Lockout Station E**

Pre-drilled ACP panel with a anti-scuff laminate.

Board dimensions (WxH): 855 x 690mm

Description	Code
Lockout Station E	LOK298

Description	Qty	Code
32mm Brass Safety Lockout Padlocks	20	LOK295
25mm Stainless Steel Lockout Hasp (Nickel Plated)	4	LOK261
Do Not Operate Tags (Pack of 10)	2	LOK050
Shadow Board Hook	25	HE85L
Lockout Tag Holder	2	LOK154

CONTENTS



To place your order please contact us and email either a vector, high res pdf or 300dpi JPG of your logo.

Custom Lockout Board



Design & Logo



Designed to your specification with your company colours and full colour logos.

Engraving



Our padlocks can be laser engraved with specific details to aid in identifying ownership and replacing in case of loss or damage

Fixings



Custom boards are available with various fixing options, from simple screw holes for fitting to flat surfaces through to metallic standoffs should the wall be uneven or to allow for bolts on the back of the board.

Shadows



Matching shadows can be printed on the board to show what item is located in that position, and any engraving identifying information on the product (such as equipment numbers) can be replicated on the shadow.

Custom Tags



Tags are an integral part of the LOTO system and these can be displayed on a board, printed to your specification complete with company logos if required.

Size



We can make small boards to fit a single product through to large boards metres wide to fit hundreds of padlocks and other LOTO equipment.

Advanced Lockout Stations

A lockout station provides a storage solution for your lockout equipment when not in use. They should be located wherever is deemed appropriate, this could be next to equipment which is regularly locked out or a maintenance department. The absence of any equipment is immediately apparent and the missing items can be traced or replenished.

7 Station Lockout Board

With 2 hooks for hasps, 1 padlock bar (takes up to 7 padlocks), 2 pockets for lockout tags. Complete with fixings.

Board dimensions (HxWxD): 290 x 395 x 40mm

Description	Code
Filled	LOK172
Board Only	LOK016

Description	Qty	Code
7 Station Lockout Board	1	LOK016
Red Safety Lockout Padlocks (KD)	5	LOK007-L
Do Not Operate Tags (Pack of 10)	1	LOK050
Do Not Start Tags (Pack of 10)	1	LOK051
38mm Vinyl Coated Lockout Hasp	1	LOK045
25mm Vinyl Coated Lockout Hasp	1	LOK044

CONTENTS



16 Station Lockout Board

With 2 hooks for hasps, 2 padlock bars (takes up to 16 padlocks), and 1 pocket for lockout tags. Complete with fixings.

Board dimensions (HxWxD): 345 x 345 x 40mm

Description	Code
Filled	LOK173
Board Only	LOK017

Description	Qty	Code
16 Station Lockout Board	1	LOK017
Red Safety Lockout Padlocks (KD)	10	LOK007-L
Do Not Operate Tags (Pack of 10)	1	LOK050
25mm Vinyl Coated Lockout Hasp	1	LOK044
38mm Vinyl Coated Lockout Hasp	1	LOK045

CONTENTS



48 Station Lockout Board

With 2 hooks for hasps, 2 padlock bars (takes up to 48 padlocks) and 4 pockets for lockout tags. Complete with fixings.

Board dimensions (HxWxD): 550 x 590 x 40mm

Description	Code
Filled	LOK170
Board Only	LOK148

Description	Qty	Code
48 Station Lockout Board	1	LOK148
Red Safety Lockout Padlocks (KD)	48	LOK007-L
Do Not Operate Tags (Pack of 10)	2	LOK050
Do Not Open Tags (Pack of 10)	2	LOK052
Do Not Start Tags (Pack of 10)	2	LOK051
Caution Out of Order Tags (Pack of 10)	2	LOK084
25mm Vinyl Coated Lockout Hasp	1	LOK044
38mm Vinyl Coated Lockout Hasp	1	LOK045


CONTENTS



Advanced Lockout Station (Small)


Multiple padlock positions, each position can hold 2 padlocks, a hasp, several tags and/or cable ties.
Supplied with cover that enables the station to be locked out. Engineered from plastic PC.

Board dimensions (HxWxD): 406 x 315 x 65mm



Description	Code
Filled LOK219 Station	LOK231
Board Only	LOK219

Description	Qty	Code
Advanced Station Lock Board (Small)	1	LOK219
Red Safety Lockout Padlocks (KD)	4	LOK007-L
25mm Vinyl Coated Hasp	1	LOK044
Do Not Operate Tags (Pack of 10)	1	LOK050




7
PIECE

CONTENTS

Advanced Lockout Station (Large)


Multiple board clips to house padlocks and hasps including additional space for tags and cable ties.
Supplied with cover that enables the station to be locked out. Engineered from plastic PC.

Board dimensions (HxWxD): 558 x 393 x 65mm




Description	Code
Filled LOK220 Station	LOK232
Board Only	LOK220

Description	Qty	Code
Advanced Station Lock Board (Large)	1	LOK220
Red Safety Lockout Padlocks (KD)	10	LOK007-L
25mm Vinyl Coated Hasp	1	LOK044
38mm Vinyl Coated Hasp	1	LOK045
Do Not Operate Tags (Pack of 10)	1	LOK050
Do Not Use Tags (Pack of 10)	1	LOK073



15
PIECE

CONTENTS

30 Padlock Station (Lockout Board 1)

Description	Code
Lockout Board 1 with Cover	LOK270
Lockout Board 1 without Cover	LOK271

Description	Qty	Code
Red Safety Lockout Padlocks (KD)	30	LOK007-L

10 Station - Large (Lockout Board 2)

Description	Code
Lockout Board 2 with Cover	LOK272
Lockout Board 2 without Cover	LOK273

Description	Qty	Code
Red Safety Lockout Padlocks (KD)	10	LOK007-L
Vinyl Coated Lockout Hasp (25mm)	2	LOK044
Vinyl Coated Lockout Hasp (38mm)	2	LOK045
Safety Tag Pen - Ultra Fine (Black)	1	TGPEN01
Do Not Operate Tags (Pack of 10)	1	LOK050
Caution This Equipment Has Been Locked Out (Pack of 10)	1	LOK080

CONTENTS

Electrical Station (Lockout Board 3)

Description	Code
Lockout Board 3 with Cover	LOK274
Lockout Board 3 without Cover	LOK275

Description	Qty	Code
Red Di-electric Nylon Shackle Safety Lockout Padlocks (KD)	6	LOK068
Non-Conductive Lockout Hasp (6 Holes)	2	LOK046
Non-Conductive Lockout Hasp (3 Holes)	2	LOK053
Do Not Operate Tags (Pack of 10)	1	LOK050
Caution This Equipment Has Been Locked Out Tag (Pack of 10)	1	LOK080
Lockout Shell Case/Pouch	1	LOK189
Universal Circuit Breaker Lockout	2	LOK043
Aluminium MCB Lockout Toggle	2	LOK161
Miniature Circuit Breaker Lockout (Pin Out Standard)	1	LOK205
Miniature Circuit Breaker Lockout (Pin In Standard)	1	LOK206
Miniature Circuit Breaker Lockout (Tie Bar)	1	LOK207
Miniature Circuit Breaker Lockout (Pin Out Wide)	1	LOK208
Universal Extra Large Circuit Breaker Lockout	1	LOK142
Universal Fuse Circuit Breaker Lockout	1	LOK140
Safety Tag Pen - Ultra Fine (Black)	1	TGPEN01

CONTENTS

THE ABSENCE OF ANY EQUIPMENT IS IMMEDIATELY APPARENT WHEN USING A LOCKOUT STATION AND THE MISSING ITEMS CAN BE TRACED OR REPLENISHED.


Lockout Stations: Build Your Own

Personalised lockout stations can be easily created with our new combination boards.

Each board has integral locator holes which allow the fitting of a variety of board components, giving the freedom to design the station the way you want it. Simply tell us what components are required and we will build the board to your specifications.

(Stations can be supplied with or without contents)

Examples of available combinations:



Backing Board

- Lockout Station Backing Board



Size: (HxWxD)
601 x 590 x 96mm

Code LOK223

Station Cover

- Covers the whole board
- Lockable at the bottom



Size: (HxWxD)
600 x 570 x 70mm

Code LOK224

A4 Plastic Clipboard

- Hard Plastic clipboard
- Ideal for displaying work permits



Size: (HxW)
330 x 227mm

Code LOK227

REMEMBER IF YOU
NEED PADLOCKS
YOU CAN FIND THEM
ON PAGE 192,

LOCKOUT TAGS ON
PAGE 226,

AND PERMANENT
PENS ON PAGE 227.

Extra Wide Pocket

- Full width board pocket
- House cable lockouts, or non hanging Lockout devices



Inner Size: (HxWxD)
135 x 556 x 135mm

Code LOK222

Enclosed Pocket

- Ideal for holding keys, phones, ect
- Integral padlock fixing hole



Size: (HxWxD)
105 x 165 x 27mm

Code LOK221

Board Clip

- Allow padlocks and hasps to be hung on the board



Code LOK226

Small Pocket

- Ideal for holding Lockout tags



Inner Size: (HxWxD)
85 x 77 x 30mm

Code LOK225

Tag Station

As storage stations for tags, these are ideal for large maintenance depots or departments. Made of durable acrylic, featuring eight or ten plastic tag holders.

Supplied with wall fixings



Size (HxWxD)	Code
Filled 8 Tag Station	LOK233
8 Tag Station - 445 x 445 x 45mm (Station Only)	LOK153
Filled 10 Tag Station	LOK234
10 Tag Station - 540 x 408 x 100mm (Station Only)	LOK218

The filled stations come with a selection of our most popular tags, or choose 8 or 10 tags single sided from those detailed on page 226.
Please confirm your selection when ordering,
if no selection is made when ordering we will supply a range for you.

Lockout Tagout Station (Window)

Yellow cabinet with 2 adjustable shelves and plastic window

- Quality powder coated steel
- Wall mountable
- Fixings included
- 2 keys included



Size (HxWxD)	Code
410 x 360 x 155mm	LOK151

Small Tag Station

- Holder for a single pack of tags
- Complete with fixings
- Tags not included



Size (HxWxD)	Code
230 x 130 x 30mm	LOK154

Lockout Tagout Station

Yellow cabinet with 2 adjustable shelves and carry handle

- Quality powder coated steel
- Wall mountable
- Fixings included
- 2 keys included
- Integrated carry handle



Size (HxWxD)	Code
410 x 360 x 155mm	LOK060

'Tag and Tie' Station

High-quality plastic tag holder with 3 hooks for padlocks and hasps

- Ideal for storing tags, plastic cable ties and markers
- Complete with fixings
- Tags not included



Size (HxWxD)	Code
250 x 145 x 40mm	LOK149

Literature Holder

Manufactured from injection moulded crystal clear Acrylic these holders are ideal for displaying a range of brochures and leaflets.

**FIND OUR FULL RANGE
OF LOCKOUT TAGS ON
PAGE 226**



Desktop Holder

Wall Fix Holder



Clear Wallets

Clear document wallet with fold-over flap and plastic press stud fastener, manufactured from polypropylene.

Also comes with a holder for a business card on the front.



Display Size	Code
DL	17331
A5	14088
A4	14089

Display Size	Code
DL	14903
A5 (Vertical)	14090
A5 (Horizontal)	15068
A4	14091

Description	Code
A4	14629
A3	14630

Lockout Kits

Our pre-selected kits are designed to cover most common needs. Ideal for keeping essential lockout equipment in one convenient place, without the need to return to a lockout station.

Each kit is supplied in a carry case and provides a convenient choice for any lockout professional.

Residential Electrical Lockout Kit

Description	Code
5 Piece Kit	LOK228

Description	Qty	Code
Lockout Shell Case/Pouch	1	LOK189
Red Safety Lockout Padlocks (KD)	1	LOK007-L
Aluminium MCB Lockout Toggle	1	LOK161
Single Tag with Eyelet (Double Sided)	1	LOK241
Ultra-fine Permanent Pen	1	TGPEN01

CONTENTS



Electrical Lockout Kit

Description	Code
11 Piece Kit	LOK229

Description	Qty	Code
Lockout Shell Case/Pouch	1	LOK189
Red Safety Lockout Padlocks (KD)	2	LOK007-L
Single Tag with Eyelet (Double Sided)	2	LOK241
Miniature Circuit Breaker Lockout Pin Out Standard	1	LOK205
Miniature Circuit Breaker Lockout Pin In Standard	1	LOK206
Miniature Circuit Breaker Lockout Pin Out Wide	1	LOK208
Yellow Miniature Circuit Breaker Lockout (Universal)	1	LOK121
Yellow Miniature Circuit Breaker Lockout (Type 1)	1	LOK122
Ultra-fine Permanent Pen	1	TGPEN01

CONTENTS





Eagle-ID

OUR UNIQUE KEY RECORDING SYSTEM IS DESIGNED TO GUARANTEE THE ONSITE SAFETY ISSUES SURROUNDING DUPLICATE KEYS.



Advanced Electrical Lockout Kit

Description	Qty	Code
Lockout Shell Case/Pouch	1	LOK189
Red Safety Lockout Padlocks (KD)	2	LOK007-L
Non-Conductive Lockout Hasp (6 Holes)	1	LOK046
Pneumatic Lockout	1	LOK063
Miniature Circuit Breaker Lockout Pin Out Standard	1	LOK205
Miniature Circuit Breaker Lockout Pin In Standard	1	LOK206
Miniature Circuit Breaker Lockout Pin Out Wide	1	LOK208
Miniature Circuit Breaker Lockout Tie Bar	1	LOK207
Universal Fuse Circuit Breaker Lockout	1	LOK140
Universal Extra Large Circuit Breaker Lockout	1	LOK142
Universal Circuit Breaker Lockout	1	LOK043
Do Not Operate Tags (Pack of 10)	1	LOK050
Universal Miniature Circuit Breaker Lockout	1	LOK141
Ultra-fine Permanent Pen	1	TGPEN01

CONTENTS



Description	Code
15 Piece Kit	LOK251

Maintenance Lockout Kit

Description	Qty	Code
Lockout Shell Case/Pouch	1	LOK189
Red Safety Lockout Padlocks (KD)	2	LOK007-L
Single Tag with Eyelet (Double Sided)	2	LOK241
Miniature Circuit Breaker Lockout Pin Out Standard	1	LOK205
Miniature Circuit Breaker Lockout Pin In Standard	1	LOK206
Miniature Circuit Breaker Lockout Pin Out Wide	1	LOK208
Universal Circuit Breaker Lockout	1	LOK043
Aluminium Miniature Circuit Breaker Lockout Toggle	1	LOK161
Multi-purpose Cable Lockout with 2.5m Coated Steel Cable	1	LOK013
Non-Conductive Lockout Hasp (6 Holes)	1	LOK046
Ultra-fine Permanent Pen	1	TGPEN01

CONTENTS



Description	Code
13 Piece Kit	LOK230

Electrical Maintenance Kit

Description	Qty	Code
Lockout Shell Case/Pouch	1	LOK189
Red Dielectric Nylon Shackle Padlock	2	LOK068
Non-Conductive Lockout Hasp (6 Holes)	1	LOK127
Miniature Circuit Breaker Lockout Pin Out Standard	1	LOK205
Miniature Circuit Breaker Lockout Pin In Standard	1	LOK206
Miniature Circuit Breaker Lockout Tie Bar	1	LOK207
Miniature Circuit Breaker Lockout Pin Out Wide	1	LOK208
Covered Miniature Circuit Breaker Lockout	1	LOK277
Universal Circuit Breaker Lockout	1	LOK043
Do Not Operate Tags (Pack of 10)	2	LOK050
Multi-purpose Cable Lockout with 2.5m Coated Steel Cable	1	LOK013

CONTENTS



Description	Code
13 Piece Kit	LOK292

Small Lockout Kit

Description	Qty	Code
Premium Lockout Bag	1	LOK248
Red Safety Lockout Padlocks (KD)	2	LOK007-L
Multi-purpose Cable Lockout with 2.5m Coated Steel Cable	1	LOK013
Vinyl Coated Lockout Hasp (38mm)	1	LOK045
Do Not Operate Tags (Pack of 10)	1	LOK050
Ultra-fine Permanent Pen	1	TGPEN01
Adjustable Gate Valve	1	LOK006
Small Ball Valve Lockout	1	LOK023
Universal MCB Lockout	1	LOK043
Pneumatic Lockout	1	LOK063

CONTENTS

Description	Code
11 Piece Kit	LOK250



11
PIECE

Medium Lockout Kit

Description	Qty	Code
Premium Lockout Bag	1	LOK248
Small Ball Valve Lockout	1	LOK023
Multi-purpose Cable Lockout with 2.5m Coated Steel Cable	1	LOK013
Vinyl Coated Lockout Hasp (25mm)	1	LOK044
Vinyl Coated Lockout Hasp (38mm)	1	LOK045
Red Safety Lockout Padlocks (KD)	2	LOK007-L
Do Not Operate Tags (Pack of 10)	1	LOK050
Ultra-fine Permanent Pen	1	TGPEN01
Caution Lockout A-Board	1	4707
Adjustable Gate Valve Lockout	1	LOK006
Miniature Circuit Breaker Lockout Pin Out Standard	1	LOK205
Universal Circuit Breaker Lockout	2	LOK043
Pneumatic Lockout	1	LOK063

CONTENTS

Description	Code
15 Piece Kit	LOK116



15
PIECE

Large Lockout Kit

Description	Qty	Code
Premium Lockout Bag	1	LOK248
Small Ball Valve Lockout	1	LOK023
Large Ball Valve Lockout	1	LOK025
Multi-purpose Cable Lockout with 2.5m Coated Steel Cable	2	LOK013
Vinyl Coated Lockout Hasp (25mm)	2	LOK044
Vinyl Coated Lockout Hasp (38mm)	2	LOK045
Red Safety Lockout Padlocks (KD)	6	LOK007-L
Do Not Operate Tags (Pack of 10)	3	LOK050
Ultra-fine Permanent Pen	2	TGPEN01
Gate Valve Lockout (25 - 63.5mm)	1	LOK001
Gate Valve Lockout (63.5 - 127mm)	1	LOK002
Gate Valve Lockout (127 - 165mm)	1	LOK003
Caution Lockout in Operation A-Board	1	4707
Plug / Pneumatic Lockout (Large)	1	LOK030
Miniature Circuit Breaker Lockout Pin Out Standard	1	LOK205
Miniature Circuit Breaker Lockout Pin In Standard	1	LOK206
Miniature Circuit Breaker Lockout Pin Out Wide	1	LOK208
Universal Circuit Breaker Lockout	2	LOK043
Pneumatic Lockout	1	LOK063
3-Phase Dial Lockout	1	LOK055

CONTENTS

Description	Code
32 Piece Kit	LOK117



32
PIECE

Plug and Hoist Control Cover

Manufactured using hard wearing polyester cloth with reinforced inserts and a PVC liner. Used to enclose plugs and hanging control panels.

Colour	Code
Red	LOK216



Premium Lockout Pouch

Hard shell nylon pouch with integral pocket webbing.

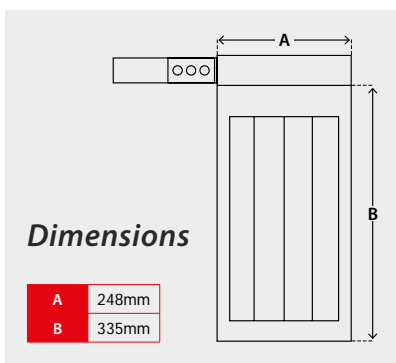
Dimensions (HxWxD)	Code
75 x 265 x 165mm	LOK189



Belt Pouch

Three pocket belt pouch made from woven nylon with 3 pockets and adjustable waist strap suitable for up to a 40" waist.

Size	Code
up to 40" waist	LOK072



Premium Lockout Bag

High quality nylon lockout bag with reinforced solid waterproof base. Complete with detachable shoulder straps and 3 pockets.

Dimensions (HxWxD)	Code
300 x 460 x 280mm	LOK248



Lockout Satchel

Large satchel type lockout bag, waterproof and suitable for carrying larger lockout equipment over the shoulder.

Colour	Code
Red	LOK057



Lockout Toolbox

Sturdy Plastic toolbox with Steel catches, in-lid storage and tote tray.

Dimensions (HxWxD)	Code
300 x 600 x 280mm	LOK249



CAN'T FIND WHAT YOU'RE LOOKING FOR?

**WHY NOT BUILD YOUR OWN
KIT USING COMPONENTS
ON PAGES 192 - 228**

CHOOSE A BAG, BOX OR POUCH,
THEN SELECT YOUR LOTO EQUIPMENT.
DON'T FORGET PENS - FIND THEM ON PAGE 227.



Site Surveys

TO FIND OUT HOW SITE SURVEYS CAN HELP YOUR BUSINESS PLEASE CONTACT OUR SALES TEAM.



Lockout Tags

These highly visible warning tags should be applied alongside a lockout device to provide details of the lockout procedure. Manufactured from durable non-tear polypropylene using UV resistant inks which is resistant to water, oils and extreme temperatures.



Single Sided Lockout Tags

Single-sided and supplied in packs of 10 complete with cable ties.


Size: 75 x135mm



Lockout Tags with Eyelet

Designed to be placed directly on the lock shackle through the tag. Double-sided and supplied packs of 10. Complete with eyelet for use without a tie wrap.

Size: 75 x135mm



Double Sided Lockout Tags

Tags are printed on both sides. Supplied in packs of 10 complete with cable ties.

Size: 75 x 135mm



FRONT					REVERSE
LOK083	LOK084	LOK080	LOK081	LOK082	
LOK088	LOK089	LOK085	LOK086	LOK087	
LOK093	LOK094	LOK090	LOK091	LOK092	
LOK078	LOK050	LOK051	LOK052	LOK073	
LOK079	LOK074	LOK075	LOK076	LOK077	



**WE CAN PRINT
BESPOKE TAGS
TO SUIT YOUR
SPECIFICATION.**

**ASK US
FOR MORE
DETAILS.**



Permanent Fine Liner Pen

These permanent ultra-fine marker pens can write on almost any surface. The waterproof and smudge proof ink dries in seconds with almost no odour, and is ideal for use with our tags and padlocks.

Quantity	Code
Each	TGPN01
Pack of 10	TGPN02



Lockout Signs

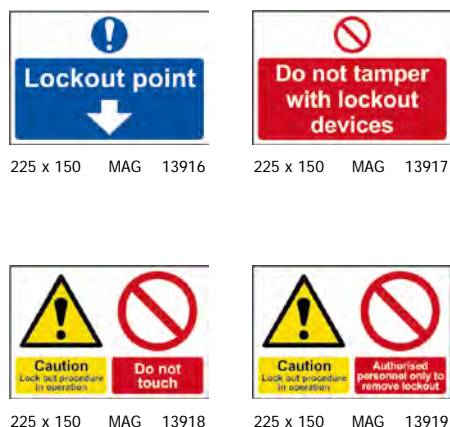
Our lockout signs are designed to be highly visible for use as a temporary or permanent reminder to adhere to lockout procedures. Manufactured on rigid PVC, they can be fixed in place using adhesive or pierced and hung at the point of lockout.

Rigid 1mm PVC board (non adhesive)



Magnetic Lockout Signs

Printed on quality white faced magnetic substrate, these signs are easy to attach and provide clear and important messages at the point of isolation.



Heavy Duty A-Boards

These heavy duty polypropylene A-Boards are printed on both sides. Ideal for placement around the workplace and near equipment being locked out.

Size: 620 x 300 x 450mm

FIND OUR FULL RANGE OF A-BOARDS ON PAGE 102



Material Key

RPVC	Rigid 1mm PVC Board (Non Adhesive)
MAG	Magnetic

CUSTOM DESIGN AND MANUFACTURING AVAILABLE ON REQUEST

PLEASE CONTACT THE SALES OFFICE FOR MORE INFORMATION



TAGGING SYSTEMS

Tagging systems are a useful way to show that equipment has been inspected and is safe to use as well as acting as records to help ensure that equipment inspection procedures and maintenance is kept up to date.

#SAFETYMADESIMPLE



Tagging Systems

Scaffold Tagging System
 Ladder Tagging System
 Tower Scaffold Tagging System
 Scaffold / Tower Tagging System
 Scaffold Prohibition
 LOLER Safety
 Racking Safety
 MEWP Safety
 Forklift Safety
 Chemical Safety
 Universal Equipment Inspection
 Isolation Tags
 Flange Tags
 Mini Inserts
 Asset Tag Holder
 AssetTag Medium
 AssetTag Flex
 Valve Tags
 Car Seals

SCAFFOLD SAFETY TAG

REF. No: 52641-A
 Location: Site 4
 Date erected: 28-5-2017

TO BE COMPLETED BY SUPERVISOR

LOAD CLASS 1 UDL 0.75 Kn/m² 75 Kg/m²	<input type="checkbox"/>	LOAD CLASS 4 UDL 3.00 Kn/m² 300 Kg/m²	<input type="checkbox"/>
LOAD CLASS 2 UDL 1.50 Kn/m² 150 Kg/m²	<input checked="" type="checkbox"/>	LOAD CLASS 5 UDL 4.50 Kn/m² 450 Kg/m²	<input type="checkbox"/>
LOAD CLASS 3 UDL 2.00 Kn/m² 200 Kg/m²	<input type="checkbox"/>	LOAD CLASS 6 UDL 6.00 Kn/m² 600 Kg/m²	<input type="checkbox"/>

IF LAST INSPECTION
7 DAYS INFORM

INSPECTION
BY A C

DATE	TIME
20/5/17	8:00
21/5/17	8:00

DATE EXCEEDS
OR IMMEDIATELY
PERFORMED
PERSON
SIGNATURE
[Signature]

Please be
following

FURTHER

VERSE

TAGGING SYSTEMS

The working at height regulations requires the inspection of scaffolding and ladders from which a person might fall 2 metres or more and the issue of a report by a competent person. Ladder and Scaffolding tags are types of safety inspection tags that are attached to the equipment to indicate whether it is safe to use and therefore prevent accidents.

Tagging systems are a useful way of ensuring those who need to access scaffolding or ladders know that it has been inspected and is safe to use and they can act as records to help ensure that the equipment inspection procedures and maintenance are kept up to date.



IDENTIFICATION

Following a risk assessment, equipment or devices will need to be identified. In some cases, the equipment must have a unique id number.

SCHEDULING



Often, regular inspections need to be carried out, daily, weekly or annually.



INSPECTION

After inspection, equipment needs to be marked as having been inspected, along with any relevant information.

RECORDING



Sometimes the law, the regulation or codes of practice require employers to keep records of the inspections, including what was inspected, by whom and when. These records might need to be kept for months or years.



INFORMING

Employers have responsibility to provide information to their employees about safety and also including whether equipment has been inspected and is safe to use.

VISIBILITY



Along with signs, tags are necessary to make sure that the right information is easily visible to employees.

Scaffold Tagging System

Scaffold must be inspected in the following conditions:

- Following initial erection
- Exposure to adverse weather
- Conditions that could affect its strength or stability
- Following substantial alteration (addition or subtraction)
- At regular intervals not exceeding 7 days from previous inspection
- Available in retail ready packaging

ClawTag
80 x 280 x 6mm
TGCT5




Scaffold Safety Tag
75 x 180mm
Polypropylene
TG01-1

10 Holders
20 Inserts
2 Pens
TG01BOX



Description	Qty	Code
Single Insert	1	TG01-1
Pack of 10 Inserts	10	TG0110
Pack of 50 Inserts	50	TG0150
Kit	1 Holder, 2 Inserts, 1 Pen	TG01KIT
Box	10 Holder, 20 Inserts, 2 Pens	TG01BOX
ClawTag	5	TGCT5



IN THE KNOW

Use Scaffolding Safety inserts with our ClawTag holder at all legal entry points to the scaffold providing relevant safety information alongside an inspection record. Should the scaffolding fail inspection the insert can be removed to display the message 'Do Not Use This Equipment' or replace with a prohibition insert (shown on [page 235](#)).

Ladder Tagging System

The AssetTag holder should be permanently fixed to the ladder in a suitable safe place.

Perform an inspection of the ladder (*a checklist is printed on the reverse*) and record the result on the tag.

If the ladder fails the inspection remove insert and inform a supervisor.



AssetTag
55 x 210 x 6mm
TGOT5



Description	Qty	Code
Single Insert	1	TG04-1
Pack of 10 Inserts	10	TG0410
Pack of 50 Inserts	50	TG0450
Kit	1 Holder, 2 Inserts, 1 Pen	TG04KIT
Box	10 Holder, 10 Inserts, 1 Pen	TG04BOX
AssetTag	5	TG0T5

Ladder Tag
50 x 181mm
Polypropylene
TG04-1



**CONSIDER USING A LADDER LOCKOUT,
SEE PAGE 195 FOR MORE DETAILS.**



IN THE KNOW

The Work at Height Regulations came into force in 2005. These regulations apply to work at height where there is a risk of fall liable to cause personal injury. This applies to both internal and external work at height, and includes below ground level and low height.

All ladders should be checked daily and prior to use for any damage, faults or wear and tear. In addition they should be inspected at defined intervals as part of a risk assessment programme. Use these inserts to manage the safety and maintenance of ladders and help conform to the Work at Height Regulations 2005.

Tower Scaffold Tagging System

The Tower Scaffold Safety Tag provides an essential platform for entering and storing essential safety information, including movements and safe weight tolerances. Designed for use with the ClawTag holder, these tags can be fixed to the scaffold after erection without needing to dismantle part of the structure.

Essential safety and audit information can be referenced with the storage of these inserts after job completion.

Description	Qty	Code
Single Insert	1	TG12-1
Pack of 10 Inserts	10	TG1210
Pack of 50 Inserts	50	TG1250
Kit	1 Holder, 2 Inserts, 1 Pen	TG12KIT
Box	10 Holder, 20 Inserts, 2 Pens	TG12BOX
ClawTag	5	TGCT5



ClawTag
80 x 280 x 6mm
TGCT5



Tower Scaffold Tag
75 x 180mm
Polypropylene
TG12-1

10 Holders
20 Inserts
2 Pens
TG12BOX

Scaffold / Tower Tagging System

This kit offers both the Scaffold Safety Tag insert and the Tower Scaffold Safety Tag insert alongside a holder to provide an essential part of your safety procedure on site.

Designed for use with the ClawTag holder, these tags can be fixed after erection without needing to dismantle the structure.

For more information on individual inserts refer to Scaffolding or Tower Scaffolding Tagging System.

Description	Qty	Code
Tower Single Insert	1	TG12-1
Scaffold Single Insert	1	TG1210
Kit	1 Holder, 1xTG01-1, 1xTG12-1, 1 Pen	TG13KIT
ClawTag	5	TGCT5



IN THE KNOW

The Work at Height Regulations 2005 require an assessment to be undertaken before starting any work. Erection should be made to Prefabricated Access Suppliers and Manufacturers Association (PASMA) approved methods.

Scaffold Safety Tag
75 x 180mm
Polypropylene
TG01-1



ClawTag
80 x 280 x 6mm
TGCT5



Tower Scaffold Tag
75 x 180mm
Polypropylene
TG12-1

Scaffold Prohibition

Side 1:

To be displayed if scaffold has failed inspection, warning not to use until it has been made safe and passed re-inspection.

Side 2:

Used to temporarily prohibit access to certain sections of a scaffold.

Description	Qty	Code
Single Insert	1	TG08-1
Pack of 10 Inserts	10	TG0810
Pack of 50 Inserts	50	TG0850
Box	10 Holder, 20 Inserts, 2 Pens	TG08BOX
ClawTag	5	TGCT5

10 Holders
20 Inserts
2 Pen
TG08BOX



ClawTag
80 x 280 x 6mm
TGCT5



Scaffold Prohibition
75 x 180mm
Polypropylene
TG08-1



LOLER Safety

The Lifting Operations and Lifting Equipment Regulations 1998 (LOLER) covers any equipment used at work for lifting or lowering loads, including anchoring or supporting attachment Regulations stipulate that equipment is marked with the appropriate information for its safe use, such as safe working loads.

Daily and weekly checks should be made, in addition to a thorough recorded examination every 6 to 12 months. If the equipment is installed, the location must also be examined at the following points:

After installation but before first use.

After assembly but before first use on a site or in a new location.

Should the equipment be hired it should be accompanied by a physical copy of the last examination report. The AssetTag holder should be permanently fixed to the equipment in a suitable safe place.

Perform a thorough inspection of the equipment and complete the insert. In the result of an failure remove insert and inform a supervisor.

Description	Qty	Code
Single Insert	1	TG10-1
Pack of 10 Inserts	10	TG1010
Pack of 50 Inserts	50	TG1050
Box	10 Holder, 20 Inserts, 2 Pens	TG10BOX
AssetTag	5	TGOT5



LOLER Tag
50 x 181mm
Polypropylene
TG10-1

AssetTag
55 x 210 x 6mm
TGOT5



10 Holders
20 Inserts
2 Pen
TG10BOX



Racking Safety

Due to the weight, size and loads involved with modern racking it must be checked regularly to ensure the safety of staff and visitors. Our racking tag holders are a modified version of the AssetTag Max system and are designed to be fixed to the crossbeams of the racking displaying racking specific safety messages.

A checklist on the insert describes the checks which must be made and includes space for inspection details to be recorded. An area is available for completion should intermediate work be required, whereas the insert should be removed totally if the racking is deemed unsafe. This will then display the 'Do Not Use Unsafe Racking' message pre-printed on the holder.

Description	Qty	Code
Single Insert	1	TG09-1
Pack of 10 Inserts	10	TG0910
Pack of 50 Inserts	50	TG0950
Box	10 Holder, 20 Inserts, 2 Pens	TG09BOX
AssetTag Racking	5	TGRK5

CAUTION
This racking requires intermediate work

RACKING SAFETY RECORD TAG

DISCONTINUE USE AND NOTIFY RESPONSIBLE PERSON IMMEDIATELY IF DAMAGE IS IDENTIFIED ON THIS RACKING

CAUTION
This racking requires intermediate work

RACKING SAFETY RECORD TAG

DISCONTINUE USE AND NOTIFY RESPONSIBLE PERSON IMMEDIATELY IF DAMAGE IS IDENTIFIED ON THIS RACKING



MEWP Safety

The Work at Height Regulations came into force in 2005. These regulations apply to work at height where there is a risk of fall liable to cause personal injury. It states that 'equipment for work at height is properly inspected and maintained'. MEWPs (Mobile Elevating Work Platforms), scissor lifts, booms and cherry pickers are included under this instruction.

A daily pre-work inspection should be carried out and recorded on these tags. Inserts are designed for use with the AssetTag MAX holder. The holder should be permanently fixed to the equipment in a suitable safe place. Perform an inspection (a checklist is printed on the reverse) and record the result on the tag. In the event of the equipment failing, remove insert and inform a supervisor. The holder clearly states 'Do Not Use This Equipment' when the tag is removed.

Description	Qty	Code
Single Insert	1	TG11-1
Pack of 10 Inserts	10	TG1110
Pack of 50 Inserts	50	TG1150
Box	10 Holder, 20 Inserts, 2 Pens	TG11BOX
AssetTag Racking	5	TGMX5

MEWP Safety
75 x 180mm
Polypropylene
TG11-1



AssetTag Max
80 x 213 x 6mm
TGMX5



Forklift Safety

An employer must ensure that a forklift is safe to use and all forklifts should be checked by a competent person prior to use for any damage, faults or wear.

On the reverse the Forklift Safety Tag lists the basic safety checks needed with an inspection record (date, signature, defects reported) on the front.

Designed for use with the AssetTag MAX holder which should be fixed permanently at the point of access to the forklift. If the forklift is safe to use the insert can be slid into the holder with the signature side showing.

The holder clearly states 'Do Not Use This Equipment' when the tag is removed, should an inspection find any failures.

Description	Qty	Code
Single Insert	1	TG02-1
Pack of 10 Inserts	10	TG0210
Pack of 50 Inserts	50	TG0250
Box	10 Holder, 10 Inserts, 1 Pen	TG02BOX
AssetTag Racking	5	TGMX5



Chemical Safety

Our Chemical insert has been specifically designed to display important and relevant information in one place.

Details include:

- Chemical name(s)
- Emergency telephone numbers
- Supplier details and references
- Immediate action and first aid alongside notes for medical personnel
- Spillage treatment and disposal
- Appropriate fire extinguishing and PPE information

Removal of the insert displays the 'Do Not Use' message on the AssetTag MAX holder. In an accident, the insert can be given to emergency personnel, providing vital information for diagnosis and treatment.

Description	Qty	Code
Single Insert	1	TG03-1
Pack of 10 Inserts	10	TG0310
Pack of 50 Inserts	50	TG0350
Box	10 Holder, 10 Inserts, 1 Pen	TG03BOX
AssetTag Racking	5	TGMX5



Universal Equipment Inspection

Our Universal Equipment Inspection record helps an employer comply with legislative requirements when inspecting and helps maintain equipment at suitable periods as deemed appropriate by a risk assessment.

The insert has clearly defined areas to record equipment identification or reference numbers, alongside an inspection record. This allows a user instant access to important safety information. Should equipment fail, the tag can be removed to clearly display the message 'Do Not Use This Equipment' which is printed on the holder.

Description	Qty	Code
Single Insert	1	TG05-1
Pack of 10 Inserts	10	TG0510
Pack of 50 Inserts	50	TG0550
Box	10 Holder, 20 Inserts, 2 Pens	TG05BOX
AssetTag	5	TG0T5



Isolation Tags

Prevent inadvertent energising of a system with this 2-part perforated tag. Each part is completed by the person in charge with the top half attached to the isolation point and the bottom attached to the permit to work. When both are re-attached to each other the isolation can be classed as removed.

Isolation Tags
75 x 180mm
Polypropylene
TG06-1

Description	Code
Single Insert	TG06-1
Pack of 10 Inserts	TG0610
Pack of 50 Inserts	TG0650
50 Inserts, 1 Pen	TG06K



Flange Tags

These 3-part perforated tags are designed to help control the inspection and maintenance procedure when a flange breaks.

Assisting the user to clearly identify the various stages from initial break through to the re-energisation of the system.

Flange Tags
75 x 180mm
Polypropylene
TG07-1

Description	Code
Single Insert	TG07-1
Pack of 10 Inserts	TG0710
Pack of 50 Inserts	TG0750
50 Inserts, 1 Pen	TG07K



Mini Inserts

Our smallest inserts are designed for use with our AssetTag MINI tag holders to display relevant identification and safety information.

When the insert is removed (due to equipment fault, maintenance or testing) the message on the holder clearly states 'Do Not Use This Equipment'.

Insert size: 31 x 47mm
Material: Polypropylene



Ref. No.

Next Test Date

Ref. No.

S.W.L.

Next Insp. Date Due

PASSED FOR ELECTRICAL SAFETY

BY

DATE

NEXT DUE

REF:

ID Number:

Inspection Date:

Next Inspection:

Inspected by:

REF. NO.

VIB. MAGNITUDE (M/S²)

MAX. DAILY USE

NOISE LEVEL dB(A)

TEST DATE

Next Test

A general purpose insert ideal for use on a variety of equipment and machinery which requires regular safety checks. Suitable for electrical equipment, steps and stools.

Safe Working Load

Helps comply with legislative requirements by informing employees of an item's safe working load (S.W.L.).

PAT Testing

Designed for Portable Appliance Testing (PAT) this clearly displays the date of test, when next due, item reference along with the testers name.

Harness Inspection

To be displayed on a harness strap giving identification and inspection details. These are often colour coded giving 'at a glance' safety information from a distance.

Vibration Control

Designed to help manage Hand Arm Vibration Syndrome (H.A.V.S.) and dangerous noise levels, these display relevant safety information.

Description	Code			
	Green	Yellow	Red	Blue
Next Test (Pack of 20 Inserts)	TG60G	TG60Y	TG60R	TG60B
Next Test Kit (Pack of 20 Holders, 40 Inserts, 1 Pen)	TG60GK	TG60YK	TG60RK	TG60BK
Safe Working Load (Pack of 20 Inserts)	TG61G	TG61Y	TG61R	TG61B
Safe Working Load Kit (Pack of 20 Holders, 40 Inserts, 1 Pen)	TG61GK	TG61YK	TG61RK	TG61BK
PAT Testing (Pack of 20 Inserts)	TG62G	TG62Y	TG62R	TG62B
PAT Testing Kit (Pack of 20 Holders, 40 Inserts, 1 Pen)	TG62GK	TG62YK	TG62RK	TG62BK
Vibration Control (Pack of 20 Inserts)	TG63G	TG63Y	TG63R	TG63B
Vibration Control Kit (Pack of 20 Holders, 40 Inserts, 1 Pen)	TG63GK	TG63YK	TG63RK	TG63BK
Harness Inspection (Pack of 20 Inserts)	TG64G	TG64Y	TG64R	TG64B
Harness Inspection Kit 1 (Pack of 20 Holders, 40 Inserts, 1 Pen)	TG64GK	TG64YK	TG64RK	TG64BK
Harness Inspection Kit 2 (Pack of 20 Holders, 40 Inserts - 10 of each colour, 1 Pen)	TG64K-MIX			



Asset Tag Holder

Holders can be fixed using the following: cable ties, rivets, adhesive strips or glue, inbuilt claw (Claw Tag only), keyring or split-ring (AssetTag MINI only).

Each holder also has a ‘break’ in the edge wall to allow for easy removal of the insert. Use a screwdriver to prise behind the tag and flip the insert out. All holders are manufactured from a Nylon composite providing excellent strength and flexibility even in temperature extremes.

AssetTag



Description	Size	Code	Qty
AssetTag	55 x 210 x 6mm	TGOT5	5

AssetTag MAX



Description	Size	Code	Qty
AssetTag MAX	80 x 213 x 6mm	TGMX5	5

ClawTag



Description	Size	Code	Qty
ClawTag	80 x 280 x 6mm	TGCT5	5

AssetTag Racking



Description	Size	Code	Qty
AssetTag Racking	213 x 80 x 6mm	TGRK5	5

AssetTag MINI



Description	Size	Code	Qty
AssetTag MINI	36 x 82 x 6mm	TGMT5	5



IN THE KNOW

IDENTIFY WHICH INSERT IS DESIGNED TO FIT EACH HOLDER.

USE WITH



USE WITH



USE WITH



USE WITH



AssetTags

Our tags are manufactured from TPU (Polyurethane) and are perfect for use on a multitude of applications including the identification of assets, inspection and safety tagging. They are highly flexible, incredibly durable, suitable for all weather conditions and resistant to both high and low temperatures as well as most acids, alkalis and solvents.

Key Points:

- Flexible and durable
- Weatherproof
- 8 Colours available
- Single or double sided print options
- Custom design available

Asset Tag Flex: Works as a complete unit without the need for any further equipment. Using two integral slots the tag can be fastened through itself at two positions depending on the application.

Asset Tag Medium: Attached to any piece of equipment using a cable tie, rivet or similar.

The Asset Tag series is available in 8 different colours with a wide variety of print options – plain, single sided, pre-printed or fully customised with your wording or logo.



IN THE KNOW

STEP 1

Pick from one of eight colours available



STEP 2

Order in singles or a pack of 50.



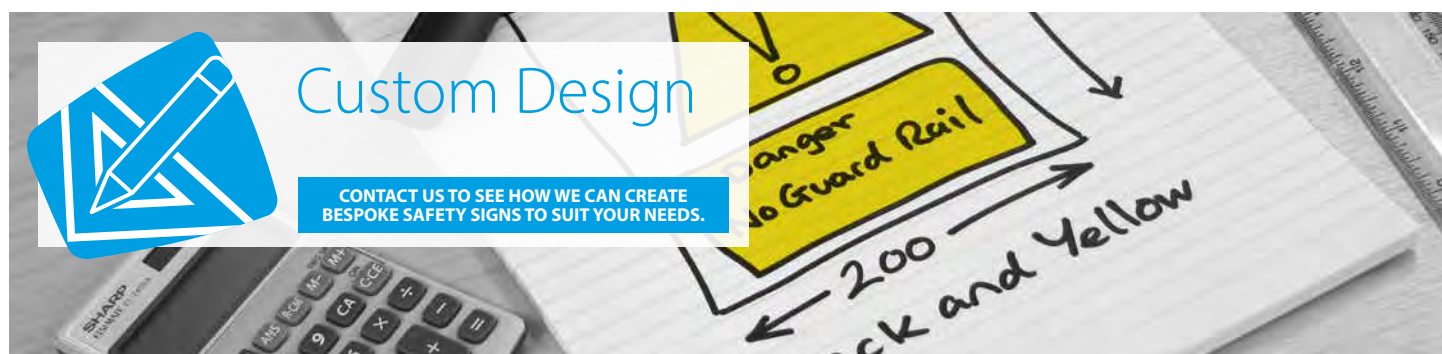
STEP 3

Choose between a pre-printed safety message or a plain tag.




Custom Design

CONTACT US TO SEE HOW WE CAN CREATE
BESPOKE SAFETY SIGNS TO SUIT YOUR NEEDS.

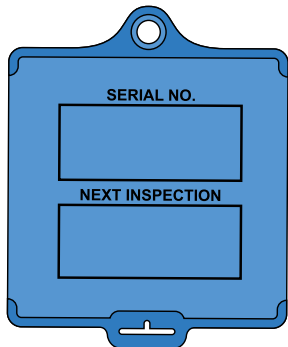


AssetTag Medium

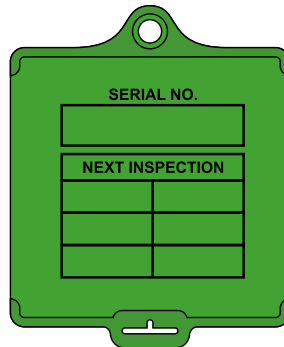
Please note: All below designs are available in all colours



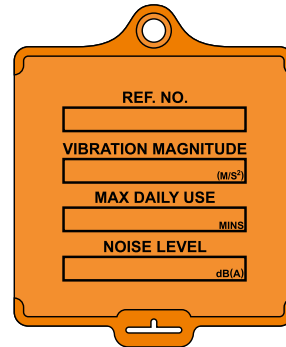
Plain



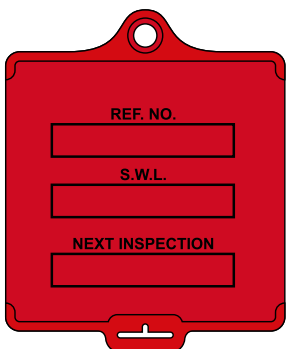
Inspection Style A



Inspection Style B



Vibration Control



Safe Working Load



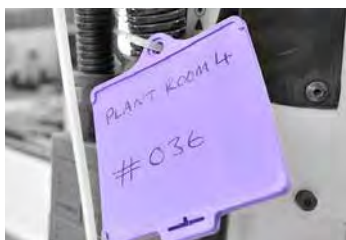
Do Not Use Style A



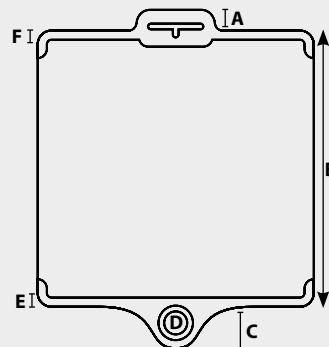
Do Not Use Style B



Custom Design



Dimensions	
(A)	4.5mm
(B)	60mm
(C)	11mm
(D)	5mm
(E)	2mm
(F)	2mm



Step 1: Colour

Step 2: Quantity

Step 3: Plain or pre-printed

*Standard printed tags are single sided

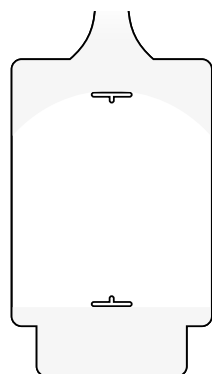
Example: TGFM-301W = Single White Medium Tag with 'Vibration Control' Message

	Blue		Green		Orange		Red		White		Yellow		Lilac		Pink	
Qty	1	50pk	1	50pk	1	50pk	1	50pk	1	50pk	1	50pk	1	50pk	1	50pk
Plain Code Prefix	TGFM-		TGFM-		TGFM-		TGFM-		TGFM-		TGFM-		TGFM-		TGFM-	
Plain Tags	B1	B50	G1	G50	O1	O50	R1	R50	W1	W50	Y1	Y50	L1	L50	P1	P50

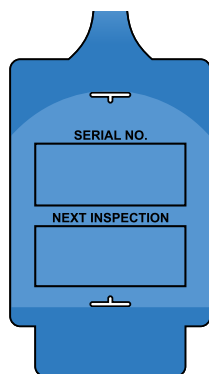
Pre-Printed Code Prefix*	TGFM0		TGFM0		TGFM0		TGFM0		TGFM0		TGFM0		TGFM0		TGFM0	
Inspection (Style A)	101B	150B	101G	150G	101O	150O	101R	150R	101W	150W	101Y	150Y	101L	150L	101P	150P
Inspection (Style B)	201B	250B	201G	250G	201O	250O	201R	250R	201W	250W	201Y	250Y	201L	250L	201P	250P
Vibration Control	301B	350B	301G	350G	301O	350O	301R	350R	301W	350W	301Y	350Y	301L	350L	301P	350P
Safe Working Load	401B	450B	401G	450G	401O	450O	401R	450R	401W	450W	401Y	450Y	401L	450L	401P	450P
Do Not Use (Style A)	501B	550B	501G	550G	501O	550O	501R	550R	501W	550W	501Y	550Y	501L	550L	501P	550P
Do Not Use (Style B)	601B	650B	601G	650G	601O	650O	601R	650R	601W	650W	601Y	650Y	601L	650L	601P	650P

AssetTag Flex

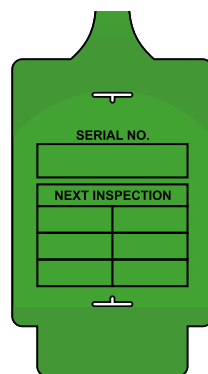
Please note: All below designs are available in all colours



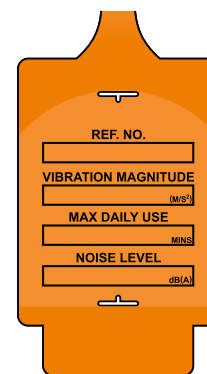
Plain



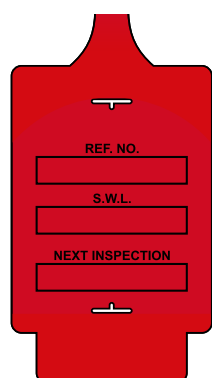
Inspection Style A



Inspection Style B



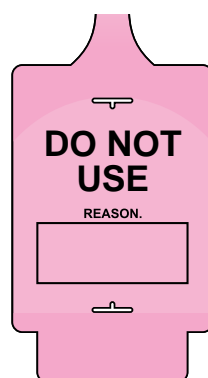
Vibration Control



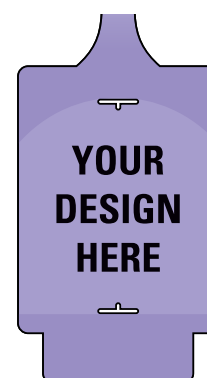
Safe Working Load




Do Not Use Style A



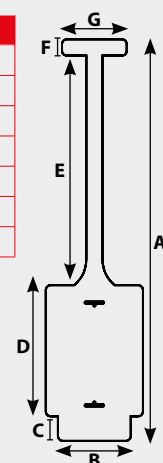
Do Not Use Style B



Custom Design



Dimensions	
(A)	245mm
(B)	60mm
(C)	15mm
(D)	80mm
(E)	140mm
(F)	10mm
(G)	40mm



Step 1: Colour **Step 2:** Quantity **Step 3:** Plain or pre-printed

*Standard printed tags are single sided

Example: TGF-450G - Pack of 50 Green Tags with 'Safe Working Load' message

	Blue		Green		Orange		Red		White		Yellow		Lilac		Pink	
Qty	1	50pk	1	50pk	1	50pk	1	50pk	1	50pk	1	50pk	1	50pk	1	50pk
Plain Code Prefix	TGF-		TGF-		TGF-		TGF-		TGF-		TGF-		TGF-		TGF-	
Plain Tags	B1	B50	G1	G50	O1	O50	R1	R50	W1	W50	Y1	Y50	L1	L50	P1	P50


Pre-Printed Code Prefix*	TGFO		TGFO		TGFO		TGFO		TGFO		TGFO		TGFO		TGFO	
Inspection (Style A)	101B	150B	101G	150G	101O	150O	101R	150R	101W	150W	101Y	150Y	101L	150L	101P	150P
Inspection (Style B)	201B	250B	201G	250G	201O	250O	201R	250R	201W	250W	201Y	250Y	201L	250L	201P	250P
Vibration Control	301B	350B	301G	350G	301O	350O	301R	350R	301W	350W	301Y	350Y	301L	350L	301P	350P
Safe Working Load	401B	450B	401G	450G	401O	450O	401R	450R	401W	450W	401Y	450Y	401L	450L	401P	450P
Do Not Use (Style A)	501B	550B	501G	550G	501O	550O	501R	550R	501W	550W	501Y	550Y	501L	550L	501P	550P
Do Not Use (Style B)	601B	650B	601G	650G	601O	650O	601R	650R	601W	650W	601Y	650Y	601L	650L	601P	650P

Valve Tags

Long lasting engraved valve tags are an important way of improving the safety and efficiency in many facilities. A tag is permanently attached to the valve and engraved with a number as a means to quickly identify the valve and its contents. A separate list would detail all the valves and their contents within a facility, allowing maintenance teams to identify the correct system and valve quickly to resolve the issue.

Tags can also be used as part of a lockout tagout system. When locking out equipment all power sources need to be isolated, and this often includes valves which regulate compressed air, liquids or other contents. The equipment isolation procedure would state which valves would need to be isolated and the associated valve number, with the valve tags ensuring this process can be performed quickly and accurately.

Tags have a depth of 1.6mm



ENGRAVED LAMINATED TAG COLOUR:

Colour coding your valve tags can make the identification process even simpler when you are trying to identify a certain valve within a mass of pipework having your choices narrowed to a specific colour will speed up this process. A company can incorporate any colour scheme they choose within their own premises, but often universal standards colours are used such as red for hot and blue for cold liquids or gasses.



- BL



- RD



- OR



- WH




- GR



- BK



- GY



- RW



- BR

HOW TO ORDER

Choose your size, material and quantity. If you are ordering engraved laminated Valve Tags please also choose the colour and add this to the end of the code shown within the grid.

Example: TGTR-27-1-RD = A red 27mm Engraved Laminated set numbered 1-25.



Description	Code
5pcs of 100mm Tag Chain, 5 Chain Clasps (Chrome Plated 3.2mm Ball Chain)	TGA-CH100
5pcs of 200mm Tag Chain, 5 Chain Clasps (Chrome Plated 3.2mm Ball Chain)	TGA-CH200
5pcs of 300mm Tag Chain, 5 Chain Clasps (Chrome Plated 3.2mm Ball Chain)	TGA-CH300
5pcs of 400mm Tag Chain, 5 Chain Clasps (Chrome Plated 3.2mm Ball Chain)	TGA-CH400
5pcs of 500mm Tag Chain, 5 Chain Clasps (Chrome Plated 3.2mm Ball Chain)	TGA-CH500
Tag Ball Chain Clasp (each)	TGA-CLASP

Sequential No.	27mm		33mm		38mm	
	Brass - Natural	Engraved Laminate	Brass - Natural	Engraved Laminate	Brass - Natural	Engraved Laminate
1 - 25	TGBU-27-1	TGTR-27-1	TGBU-33-1	TGTR-33-1	TGBU-38-1	TGTR-38-1
26 - 50	TGBU-27-26	TGTR-27-26	TGBU-33-26	TGTR-33-26	TGBU-38-26	TGTR-38-26
51 - 75	TGBU-27-51	TGTR-27-51	TGBU-33-51	TGTR-33-51	TGBU-38-51	TGTR-38-51
76 - 100	TGBU-27-76	TGTR-27-76	TGBU-33-76	TGTR-33-76	TGBU-38-76	TGTR-38-76
101 - 125	TGBU-27-101	TGTR-27-101	TGBU-33-101	TGTR-33-101	TGBU-38-101	TGTR-38-101
126 - 150	TGBU-27-126	TGTR-27-126	TGBU-33-126	TGTR-33-126	TGBU-38-126	TGTR-38-126
151 - 175	TGBU-27-151	TGTR-27-151	TGBU-33-151	TGTR-33-151	TGBU-38-151	TGTR-38-151
176 - 200	TGBU-27-176	TGTR-27-176	TGBU-33-176	TGTR-33-176	TGBU-38-176	TGTR-38-176
201 - 225	TGBU-27-201	TGTR-27-201	TGBU-33-201	TGTR-33-201	TGBU-38-201	TGTR-38-201
226 - 250	TGBU-27-226	TGTR-27-226	TGBU-33-226	TGTR-33-226	TGBU-38-226	TGTR-38-226
251 - 275	TGBU-27-251	TGTR-27-251	TGBU-33-251	TGTR-33-251	TGBU-38-251	TGTR-38-251
276 - 300	TGBU-27-276	TGTR-27-276	TGBU-33-276	TGTR-33-276	TGBU-38-276	TGTR-38-276
301 - 325	TGBU-27-301	TGTR-27-301	TGBU-33-301	TGTR-33-301	TGBU-38-301	TGTR-38-301
326 - 350	TGBU-27-326	TGTR-27-326	TGBU-33-326	TGTR-33-326	TGBU-38-326	TGTR-38-326
351 - 375	TGBU-27-351	TGTR-27-351	TGBU-33-351	TGTR-33-351	TGBU-38-351	TGTR-38-351
376 - 400	TGBU-27-376	TGTR-27-376	TGBU-33-376	TGTR-33-376	TGBU-38-376	TGTR-38-376

CUSTOM TAGS

Engraved laminated custom tags can be made into different shapes with bespoke messages in a variety of colours.

Contact the sales office for further details.



Car Seals

A simple solution used to lock (or seal) a device in an open or closed position as required, preventing unauthorised operation for long-term isolation. The sealed apparatus can only be operated by cutting the galvanised steel cable, which in turn would provide evidence that it has been tampered with. Due to this these seals are a single-use item. Each seal is laser etched with a sequential number for identification, reference and security.

Our car seals have a coloured anodised aluminium body with a strong galvanised steel cable and are available in a choice of colours.



Other colours, lengths of cable and designs or seals are available on request.

Features & Benefits

- Cable length is 100cm
- Cable manufactured from galvanised steel strand
- Cable diameter is 2.5mm
- Body manufactured from aluminium
- Each seal marked with a unique serial number
- Supplied packs of 100, sequentially numbered

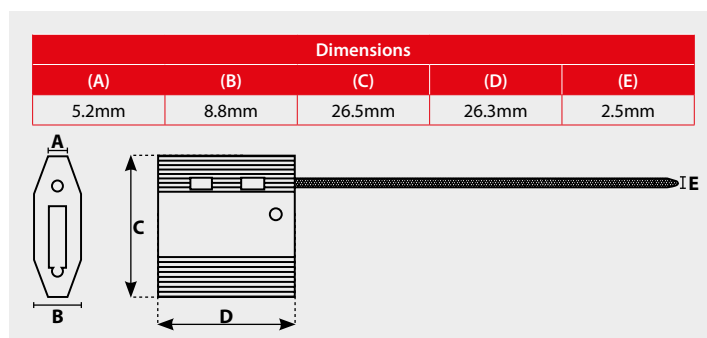
Used in conjunction with Single Sided tags in red and green to indicate the status of the valve.

Supplied in packs of 10 (single sided)

Description	Size	Code
Closed Tags	75 x 135mm	CAR-TAG001
Open Tags	75 x 135mm	CAR-TAG002



Description	Code
Red	CAR-SEAL02-100
Yellow	CAR-SEAL03-100
Blue	CAR-SEAL04-100
Green	CAR-SEAL05-100



IN THE KNOW

Directions for use:



STEP 1

Identify a safe lock mounting point which a car seal can be wrapped around, ensure it is stable and secure.



STEP 2

Turn valve on/off as required.



STEP 3

Feed cable through the valve wheel and wrap around the pre-identified secure point and pull tight. This can be a second valve if this also needs to be locked on/off and is near enough.



STEP 4

Cut off any excess cable.



Safety is no accident!

We provide solutions to help protect your organisation and employees

We are able to provide the widest range of safety signs and solutions including:

- Safety Signs
- Safety posters and record books
- 6S Shadowboards and A-Boards
- Floor graphics
- Lockout Tagout Equipment
- Tagging Solutions



But did you know?

We can offer also offer:

Custom Design

From the smallest one-off vinyl sign, to large hoardings and print runs of many thousands of signs, we can be depended upon to provide a fast and efficient service.

If you have a specific requirement for your sign, we can work closely with you to provide a design service, or alternatively you can provide your own artwork, so why not give us a call and see how we can help



Add Logos or Branding



Custom Sizes & Materials



Hoarding Boards



Exterior Signs



Shadow Boards



Tray Signs



Tatam Signs



Site Safety Notices



Accident Free Day Signs



WORKPLACE SUPPLIES

We stock a wide range of everyday tools, safety supplies and fixtures for fittings for your workplace needs. Including Magnetic Sweepers, Organisational Products, Hardware and Tools.

#SAFETYMADESIMPLE



Workplace Supplies

Report Books
Magnetic Sweepers
Safety Mirrors
Steering Wheel Covers
Temporary Barriers
Clear Wallets
Literature Holder
Magnetic Display Wallets
Magnetic Strip
Ticket Holder
Magnetic Letters and Numbers
Tapes
Hand Sanitiser Boards
Fire Extinguishers
Safety Light Sticks
Acrylic Linemarker
Eyewash Stations and Products
Grit Bins
Snap Frames
Pavement Signs
Menu Frame Stands
Hardware
Chain
Adhesives
Tools

WORKPLACE SUPPLIES

When it comes to running a business the correct workplace supplies are crucial. There are many products important to a business from report books through to hand sanitisers, and we can offer a wide selection to keep you safe and working efficiently.

Safety Essentials

Employers must record various incidents in the workplace, from accidents and near misses through to fire safety and work permits. Safety lanyards and armbands highlight key safety workers and hand sanitisers provide hygiene points for staff and visitors.

Workplace Efficiency


In a modern workplace efficiency is essential, and organising products and procedures goes a long way towards this. Line marking and racking identification help organise the workplace, and our tapes can help identify and plan the path of products and people throughout the business.

Information Systems

Keeping staff and visitors informed of relevant information can be achieved by using pin boards and poster frames, with hanging frames providing wayfinding or general information.

Commercial Advertising

If there is a requirement for advertising your business or products in the local area, pavement or frame stands are ideal for this purpose.

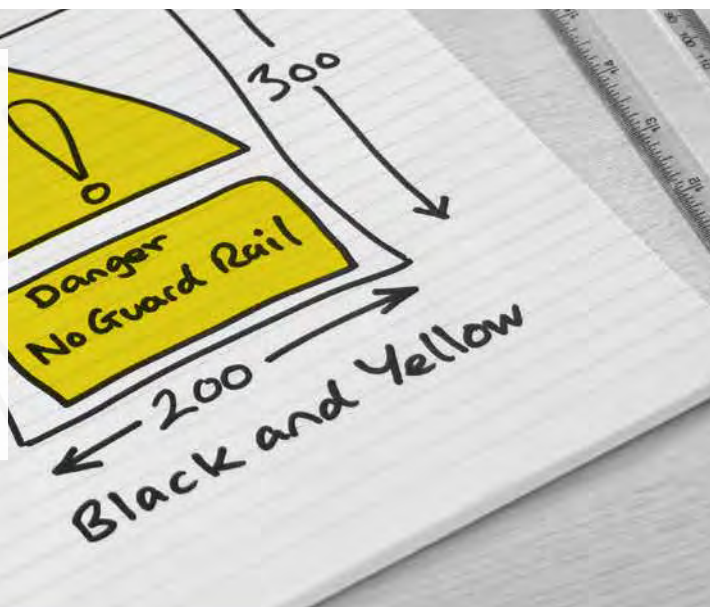


Custom Design

GET IN TOUCH FOR MORE INFORMATION

Our specialist manufacturing team have years of experience designing, producing and installing custom products across the UK.

Whether you are looking for customised site safety signs, hoarding graphics, banners, tapes, labels, industrial marking stencils or floor graphics, we are happy to help.



Report Books



Description	Code
3 Pack - Accident Report Book, Near Miss Book and Fire Log Book	14902



IN THE KNOW

RIDDOR is the law that requires employers and those in control of work premises to report and keep records of:

- *Work-related accidents which cause death.*
- *Work-related accidents which cause certain serious injuries (reportable injuries).*
- *Diagnosed cases of certain industrial diseases.*
- *Certain 'dangerous occurrences' (incidents with the potential to cause harm).*



Accident / Injury Report Book and Folder

Every business must record employee and visitor accidents by law. This book is a quick, easy and accurate method for recording these incidents.

- Enables compliance with all requirements of the Social Security Administration Act 1992 and Data Protection Act 1996.
- Holds up to 100 incidents.
- Folder provides secure storage and indexing.
- Folder includes useful guidance notes for completing and storing accident records.

Near Miss Report Book

A quick, easy and accurate method for recording near misses within the workplace.

- Enables you to be compliant with all requirements of the Social Security Administration Act 1992 and Data Protection Act 1996.
- Holds up to 100 incidents.

Fire Safety Log Book

The Regulatory Reform (Fire Safety) Order 2005 (FSO) requires that the 'responsible person' for premises should ensure that all fire safety facilities, equipment and devices are maintained in efficient working order and in good repair.

- Keeps critical fire safety information in one place.
- Includes tips on fire extinguishers, emergency lighting, fire doors, fire drills, staff training, and fire alarms.

Description	Code
Accident Report Book	14900
Accident Report Book Folder	14886

Description	Code
Near Miss Report Book	14884


Description	Code
Fire Safety Log Book	14901

AS WITH ALL INSTANCES WHERE SENSITIVE PERSONAL DATA MAY BE RECORDED, APPROPRIATE PROCESSING AND SAFEGUARDING PROCEDURES MUST BE FOLLOWED TO ENSURE GDPR COMPLIANCE.


Permit to Work Forms

An integral part of a comprehensive Health and Safety Management system, each permit records hazards and precautions relevant to the specific job.

- Each permit contains three parts the original plus two carbon copies.
- Card backing insert for separating the carbon copies.
- Supplied in packs of 10 of the same design.




Description	Code
General	14887
Electrical	14888
Confined Spaces	14892
Breaking Lines	14893
Asbestos Alert	14898
Asbestos Present	14897
Excavation	14891
Hazardous Substances	14899
Hot Work	14890
Lifting Equipment	14894
Overhead Cranes	14895
Pressure Testing	14896
Working at Heights	14889



Permit Document Holder

Weatherproof with reinforced eyelet for fixing.
Holds A4 sized documents, with zip opening.

Description	Code
10pk	LOK071



Magnetic Sweepers

Ideal for collecting ferrous metal from the floors of workshops, factories, shop aisles, garages and construction sites. Magnetic sweepers are available in 4 different sizes, from small lightweight sweepers to industrial forklift sweepers meaning we have a solution for spaces of all sizes.

A magnetic sweeper pays for itself in the saving of the time and cost associated with replacing punctured or damaged equipment. They can also prevent unnecessary personal injury by clearing the area of unwanted metal objects.



Small Magnetic Sweep

This sweeper is perfect for smaller spaces and is an efficient cleaning tool. With a telescopic handle you can clear hard to reach areas with ease. Debris is released by a simple pull mechanism.

- Quickly Discard by Pulling Handle
- Lightweight Aluminium Exterior
- Clean Hard to Reach Areas
- Telescopic Handle
- Easily Cleaned



Handle Height	Sweep Width	Pull Strength* *approx	Code
820 - 1130mm	400mm	15kg	MAGSW01

Large Magnetic Sweep

An easy and effective way of collecting large quantities of nails, screws, bolts and any other ferrous metal items in order to keep work areas clean. Quick load-release handle clears the collected metal. This sweeper is perfect for busy workshops, garages and construction sites.

- Sturdy Aluminium Construction
- Telescopic Handle
- Corrosion Resistant
- Large Sweep Coverage
- Pull-bar Release



Handle Height	Sweep Width	Pull Strength* *approx	Code
950 - 1290mm	1010mm	90kg	MAGSW02

Heavy-Duty Magnetic Sweep

This heavy-duty sweeper is ideal for factories, workshops and construction sites. Unwanted ferrous metal is easily collected to clear work areas of any hazardous debris. Quickly discard of the collected scrap metal by pulling back the release lever. This sweeper is one of the more heavy-duty options on offer and is ideal for industrial use.

- Heavy-Duty Aluminium
- Construction
- Puncture Proof Wheels
- Easy to Assemble
- Quick Release Lever



Handle Height	Sweep Width	Pull Strength* *approx	Code
1100mm	762mm	180kg	MAGSW03

Forklift Sweep

These are industrial strength, permanent magnets for the removal of dangerous ferrous objects from roads, parking areas, loading docks, warehouses and other busy areas. Our hang-type magnetic sweepers greatly reduce the possibility of costly and dangerous punctures. Also helps prevent injuries caused by scrap iron particles, screws and nails.. Simply hang this magnetic sweeper from your forklift and "sweep" all contaminated areas. Pull the bar between the forks upwards to release the collected debris.

- Easily Mounted onto Forklifts
- Fixings Included
- Simple Design
- Industrial Strength Magnets
- Corrosion Resistant



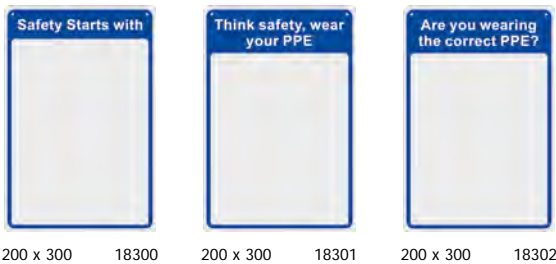
Handle Height	Sweep Width	Code
1220mm	190kg	MAGSW04

PPE Safety Mirrors

PPE Mirrors are designed to encourage staff to check they have the appropriate PPE and that it is fitted correctly before entering the workplace.

Laser cut from Optix Acrylic mirrored sheet, each comes complete with pre-drilled holes, mirror screws and adhesive tape. PPE Mirrors are simple to use as well as being easy to keep clean and maintain.

OUR SMALLER 200 x 300MM MIRRORS ARE IDEAL FOR INSTALLATION ON ANY ENTRANCE DOOR TO THE WORKPLACE AND ARE AVAILABLE IN 3 DIFFERENT DESIGNS.



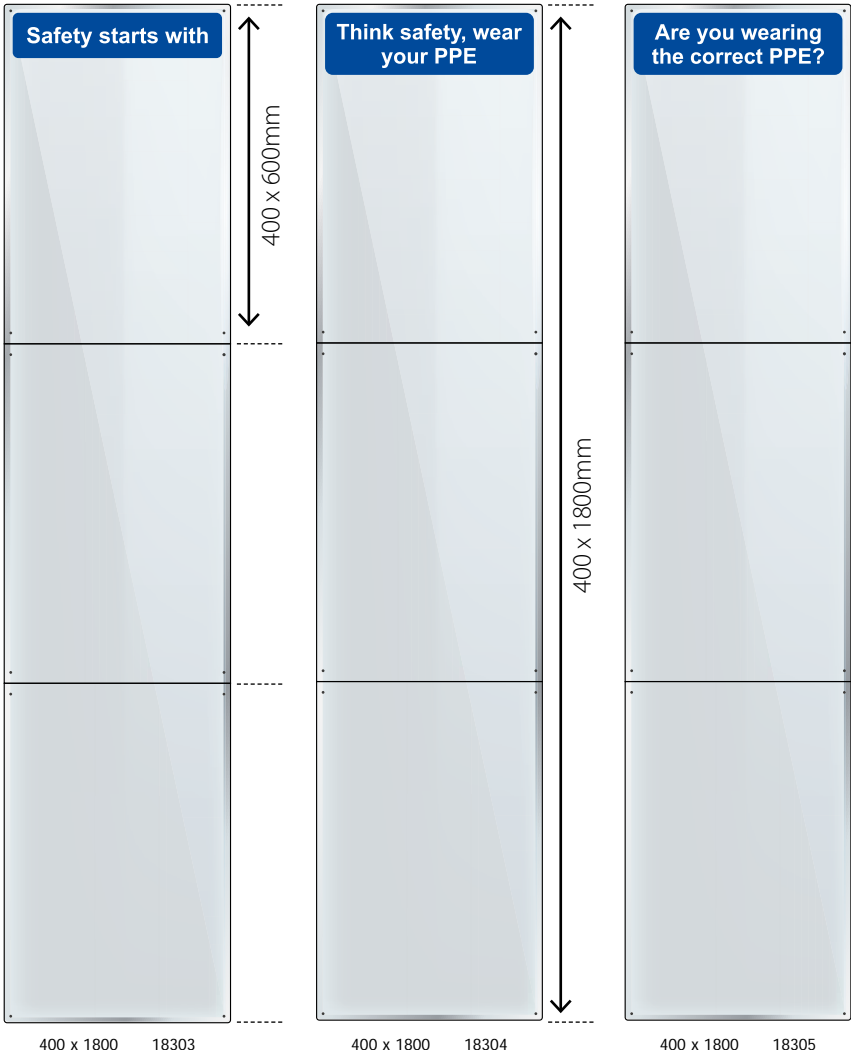
OUR LARGER 400 x 1800MM MIRROR SETS ARE SUPPLIED IN 3 PIECES AND PROVIDE A FULL BODY VIEW. THESE MIRROR SETS COME COMPLETE WITH A MIRROR LABEL PACK, SELECTION AND PLACEMENT OF WHICH CAN REMIND USERS OF THE APPROPRIATE PPE TO WEAR.



Mirror Labels

This pack of 100mm dia. Vinyl labels comes with all 3 part mirror sets below.

Replacement label packs can also be ordered using code 18306.



MIRROR SETS ARE SUPPLIED WITH 11 SINGLE SAV SAFETY SYMBOLS TO ENSURE YOUR MESSAGE IS SPECIFIC TO YOUR WORKPLACE.

Safety Mirrors

Safety mirrors are easy to install, unbreakable, lightweight and are able to withstand extremes of weather.

The mirrors, frames and packaging are all manufactured in recyclable materials.

Size	Code
600mm Diameter Green Framed Mirror	E0202
400mm Diameter Standard Security Mirror	E0205
600mm Diameter Standard Security Mirror	E0206
500mm Diameter Convex Mirror	E0207
800mm Diameter Convex Mirror	E0208
600 x 400mm Internal Convex Mirror	E0209
225 x 40 x 120mm Forklift 180° Rear Mirror	E0210



E0205



E0209



E0210

Steering Wheel Covers

These highly visible covers can be used to encapsulate a steering wheel preventing unauthorised use.

It can be locked out with a suitable padlock. Find on page 192



Size	Code
400mm Diameter	LOK157
500mm Diameter	LOK158
600mm Diameter	LOK159

Temporary Barriers

An easy way to cordon off equipment being locked off, these plastic chains and posts are easily moved

(the post bases can be filled with water or sand for extra weight).

900mm Chain Posts with Base	
Description	Code
Red/White Post	S0300RW
Yellow/Black Post	S0300YB

5m Plastic Chain and Accessories	
Description	Code
White Chain	S0303WH
Red/White Chain	S0303RW
Yellow/Black Chain	S0303YB
Black Chain Connector	S0302B
White Chain Connector	S0302W

CHAIN CONNECTORS ARE SUPPLIED IN PACKS OF 10.



Clear Wallets

Clear document wallet with fold-over flap and Plastic press stud fastener, manufactured from polypropylene.

Also comes with a holder for a business card on the front.



Description	Code
A4	14629
A3	14630

Literature Holder

Manufactured from injection moulded crystal clear acrylic these holders are ideal for displaying a range of brochures and leaflets.

Desktop Holder



Wall Fix Holder



Desktop Sign Holder



Desktop Double-Sided Sign Holder



Display Size	Code
DL	17331
A5	14088
A4	14089

Display Size	Code
DL	14903
A5 (Vertical)	14090
A5 (Horizontal)	15068
A4	14091

Display Size	Code
A5	14631
A4	14632

Display Size	Code
A5	14634
A4	14635

Magnetic Document Pockets

Tough blue PVC wallet with magnetic strip and clear front pocket providing protection for documents and papers.

The magnetic strip at the top adheres to all steel materials.

Supplied in singles

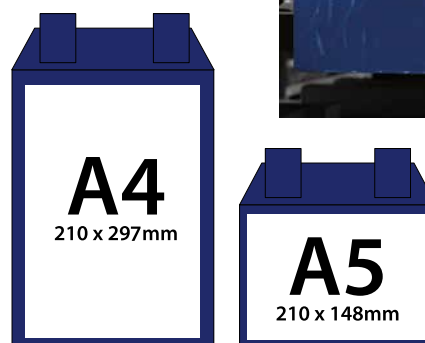


Size	Code
A4 (210 x 297mm)	13657
A5 (210 x 148mm)	13658

Magnetic Wrap-Around Pockets

With looped magnetic tags ideal for fixing to mesh or cages.

Supplied in singles.



Size	Code
A4 (210 x 297mm)	13660
A5 (210 x 148mm)	13661

Magnetic Window Frame

Perfect for use in industrial or commercial environments, these magnetic frames allow documents to be displayed in an easy and eye-catching way.

The edges have a highly effective magnetic pull force and can be applied to any flat steel surface. The design allows for easy insertion and removal of documents without the necessity of moving the frame. However if required simply lift and relocate without the use of nails, screws or adhesive.

Supplied in packs of 10

Size	Blue	Green	Black	Red	Yellow
A3	16115/BLUE	16115/GREEN	16115/BLACK	16115/RED	16115/YELLOW
A4	16116/BLUE	16116/GREEN	16116/BLACK	16116/RED	16116/YELLOW

IDEAL FOR USE WITH DRYWipe BOARDS SEE PAGE 267



Magnetic 'Easy Wipe' Racking Strip

A flexible magnetic strip that's easily cut to size. Writeable gloss vinyl surface allows marking with dry-wipe pens. Easily cleaned with a suitable solvent cleaner.

Size	White	Yellow
20mm x 10m	13663	13668
30mm x 10m	13664	13669
50mm x 10m	13665	13670
70mm x 10m	13666	13671
90mm x 10m	13667	13672



Magnetic Pieces

A flexible magnetic strip that's cut to size. Writeable gloss vinyl surface allows marking with dry-wipe pens. Easily cleaned with a suitable solvent cleaner.

Size	Qty	Code
15 x 80mm	100	16107
30 x 100mm	100	16108
40 x 80mm	100	16109
50 x 100mm	100	16110
50 x 150mm	100	16111
30 x 80mm	100	16112
50 x 80mm	100	16113
90 x 210mm	10	16114



Document Pockets

Document pockets to suit most environments, available with magnetic or self adhesive fitting options. Our adhesive option has tape strips at the top and bottom of the pocket, whilst the magnetic version has one fixing strip at the top.



Supplied in packs of 10

Self Adhesive	
Size	Code
A4 Vertical	14679
A4 Horizontal	14678

Magnetic	
Size	Code
A4 Vertical	14685
A4 Horizontal	14684
110 x 110mm	16103
110 x 220mm	16104
110 x 155mm Vertical	16106
110 x 155mm Horizontal	16105

'C' Section Label Holders

Label holders are ideal for environments where inserts need to be changed frequently.

Our self-adhesive option offers a long term solution while the magnetic version can be easily removed.



Self Adhesive		
Size	Qty	Code
15 x 80mm	100	16100
30 x 80mm	100	16101
50 x 80mm	100	16102

Magnetic		
Size	Qty	Code
30 x 80mm	10	13673
50 x 80mm	10	13674

Ticket Holder

With a clear pull forward front these ticket holders are ideal for use on any shelving or racking.

The clear front makes product information / barcodes easy to read or scan.

Our self-adhesive option offers a long term solution while the magnetic version can be easily removed.

Self Adhesive		
Size	Qty	Code
24 x 100mm	100	14660
24 x 200mm	50	14662
39 x 100mm	100	14664
39 x 200mm	50	14666
80 x 200mm	50	16117
54 x 100mm	100	14668
54 x 100mm	50	14670
80 x 100mm	100	14672

Magnetic		
Size	Qty	Code
24 x 100mm	100	14661
24 x 200mm	50	14663
38 x 100mm	100	14665
38 x 200mm	50	14667
54 x 100mm	100	14669
54 x 200mm	50	14671
80 x 100mm	100	14673
80 x 200mm	50	14675



IMAGES ARE FOR ILLUSTRATION ONLY PRODUCT MAY VARY

Magnetic Letters and Numbers

Ideal for location identification on racking, shelving or steel cabinets, our letters are printed on white or yellow magnetic sheets.

- Magnetic tiles supplied on sheets
- Contains either the full alphabet or all numbers with some punctuation in varying quantities
- Two character heights available 17mm or 39mm
- Black font on a white or yellow background

Size	White	Yellow
17mm Letters	13687	13691
17mm Numbers	13688	13692
39mm Letters	13689	13693
39mm Numbers	13690	13694




Individual Self Adhesive Numbers

Combine multiple numbers to create a identification system ideal for racking, shelving or steel cabinets.

When ordering take into account tiles size, which will be bigger than your character height

- Magnetic tiles supplied as single sheets
- Printed Black on a yellow background
- 6 sizes available
- Order only the numbers you need

Sheet Size: 120 x 235mm

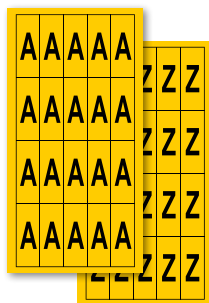


Label Size	14 x 19mm	21 x 38mm	21 x 56mm	38 x 90mm	45 x 130mm	140 x 230mm
Character Height	13.5mm	18.5mm	18.5mm	40mm	47mm	144mm
Character Per Sheet	96	30	20	9	6	1
Character '0'	16120	16134	16144	16154	16164	16174
Character '1'	16121	16135	16145	16155	16165	16175
Character '2'	16122	16136	16146	16156	16166	16176
Character '3'	16123	16137	16147	16157	16167	16177
Character '4'	16124	16138	16148	16158	16168	16178
Character '5'	16125	16139	16149	16159	16169	16179
Character '6'	16126	16140	16150	16160	16170	16180
Character '7'	16127	16141	16151	16161	16171	16181
Character '8'	16128	16142	16152	16162	16172	16182
Character '9'	16129	16143	16153	16163	16173	16183

A - Z Pack (Self Adhesive)

Complete packs of A - Z vinyl letters.
Each pack contains one of each letter.

Supplied in Single Sheets
Sheet Size: 120 x 235mm




Description	Label Size	Character Height	Characters Per Sheet	Code
A - Z	6 x 9.5mm	4.5mm	456	16184
A - Z	8.5 x 9.5mm	6mm	312	16185
A - Z	14 x 19mm	13.5mm	96	16186
A - Z	21 x 38mm	24mm	30	16187
A - Z	21 x 56mm	24.5mm	20	16188
A - Z	38 x 90mm	45mm	9	16189
A - Z	45 x 130mm	48mm	6	16190
A - Z	140 x 230mm	177mm	1	16191

Number Packs (Self Adhesive)

Complete packs of 0 - 9 and
01 - 100 vinyl numbers.
Each pack contains one of each number.

Supplied in Single Sheets
Sheet Size: 120 x 235mm




Description	Label Size	Character Height	Characters Per Sheet	Code
0 - 9	6 x 9.5mm	4.5mm	456	16192
0 - 9	8.5 x 9.5mm	6mm	312	16193
0 - 9	14 x 19mm	12mm	96	16194
0 - 9	21 x 38mm	25mm	30	16195
0 - 9	21 x 56mm	25mm	20	16196
0 - 9	38 x 90mm	40mm	9	16197
0 - 9	45 x 130mm	48mm	6	16198
0 - 9	140 x 230mm	180mm	1	16199
01 - 100	25 x 30mm	8.5mm	20	16118
01 - 100	50 x 50mm	19mm	20	16119

Arrows (Self Adhesive)

A selection of self adhesive arrows, ideal for use on shelving to confirm the location of products or direction.

Supplied in Single Sheets
Sheet Size: 120 x 235mm



Magnetic Tape (Self Adhesive)

Magnetic tape backed with adhesive. Allows items to be attached to Steel products without the need for drilling.



Label Size	14 x 19mm	21 x 38mm	21 x 56mm	38 x 90mm
Character Size	12 x 16mm	19 x 34mm	19 x 50mm	36 x 85mm
Character Per Sheet	96	30	20	6
Arrows	16130	16131	16132	16133

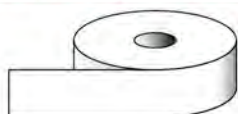
Size	Code
12.7mm x 30m	13711
25.4mm x 10m	13712

Printed Tape

Printed in red text on white Polypropylene

Each roll is 50mm x 66m

HANDLE WITH CARE



P0350

GLASS HANDLE WITH CARE



P0351

FRAGILE



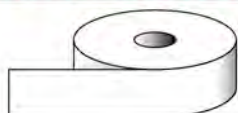
P0352

**CONTENTS CHECKED
& SECURITY CHECKED**



P0354

QC REJECTED



P0356

QC INSPECTED



P0357

QUARANTINE



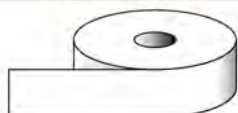
P0361

REJECT



P0362

CHECKED



P0363

HOLD



P0367

↑ THIS WAY UP ↑ THIS WAY UP ↑ THIS WAY UP ↑




P0366



Barrier Tapes

Non adhesive polythene tape for prohibiting access and highlighting dangers. Ideal as an economical solution for crowd control. Suitable for use with posts and barriers.

Supplied individually.



Tape Design	Size	Code
Red and White Stripes	75mm x 500m	TA18L
Black and Yellow Stripes	75mm x 500m	TA17L



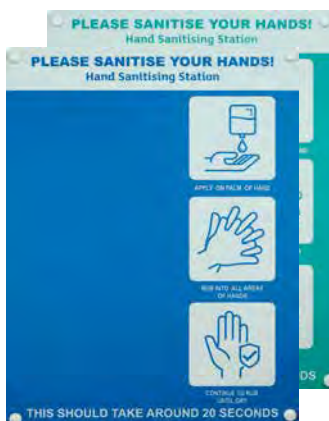
Hand Sanitiser Boards

Encourage staff, customers and visitors to sanitise their hands. These wall mounted hand sanitising stations offer a visual reminder to wash / sanitise hands and also give guidance on best practice for hand sanitising techniques. Designed to hold sanitising Gel dispensers, our stations can be supplied as the board only or with either automatic or manual dispensers.



Available in two different colours. All 300 x 400mm boards come complete with wall fixings.


Board Only



Manual Dispenser



Automatic Dispenser



	Design 1		Design 2		Design 3	
	Blue	Turquoise	Blue	Turquoise	Blue	Turquoise
Board	HSB01B	HSB01T	HSB02B	HSB02T	HSB03B	HSB03T
Manual	HSB01B-MD	HSB01T-MD	HSB02B-MD	HSB02T-MD	HSB03B-MD	HSB03T-MD
Automatic	HSB01B-AD	HSB01T-AD	HSB02B-AD	HSB02T-AD	HSB03B-AD	HSB03T-AD

Barrier Cream Boards



Description	Colour	Size	Code
Manual	Blue	300 x 400	HSB04B-MD
Manual	Turquoise	300 x 400	HSB04T-MD

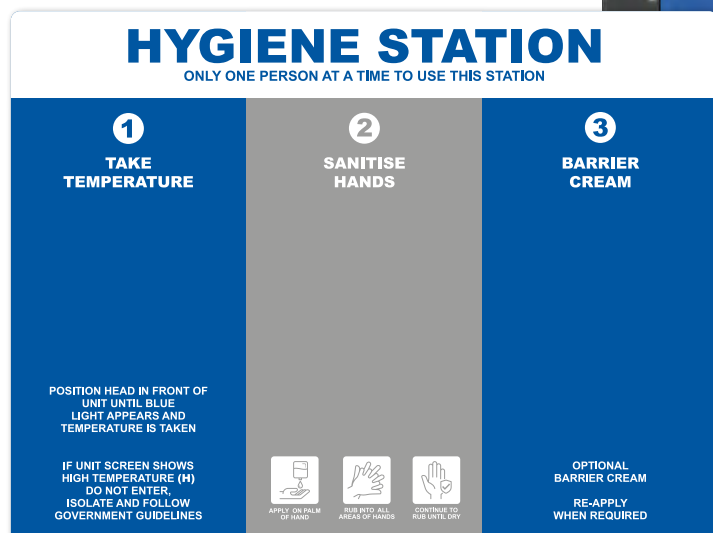
Description	Colour	Size	Code
Manual	Blue	300 x 400	HSB05B-MD
Manual	Turquoise	300 x 400	HSB05T-MD



We can make bespoke hygiene boards to your specific requirements – simply provide us with details of what you need and we can take it from there!

- Choose **your** size
- Choose **your** material
- Choose **your** colours
- Choose **your** logo

If you have any special requirements such as a drywipe finish, leaflet distribution or to mount specific equipment, speak to us and we will be able to help.



Fire Extinguishers



Water Extinguishers

- Corrosion resistant finish.
- Internal Polyethylene lining.
- Squeeze grip operation.
- Approved to BSEN3.
- Supplied with bracket.
- 5 year guarantee.



Description	Code
6 litre Spray Water (13A)	14355
9 litre Jet Water (21A)	14356

CO² Extinguishers

- Aluminium alloy construction.
- Corrosion resistant finish.
- Internal Polyethylene lining.
- Squeeze grip operation.
- Harmless to machinery.
- (2kg) Frost free horn.
- Approved to BSEN3.
- Supplied with bracket.
- 5 year guarantee.



Description	Code
2kg CO2 (34B)	14357
5kg CO2 (70B)	14358
Filled weights: 14357 - 5.5kg 14358 - 12.4kg	

Foam Extinguishers

- Spray nozzle.
- Corrosion resistant finish.
- Internal Polyethylene lining.
- Squeeze grip operation.
- Approved to BSEN3.
- Compliant to 35kV Dielectric test.
- Supplied with bracket.
- 5 year guarantee.



Description	Code
2L Foam (8A 55B)	14359
6L Foam (21A 144B)	14360
9L Foam (27A 233B)	14361

Powder Extinguishers

- Corrosion resistant finish.
- Squeeze grip operation.
- With brackets (<2kg with transport bracket).
- 5 year guarantee.
- Approved to BSEN3.*



* 600g and 800g exclude BSEN3 clause 6.1 (size requirement).

Description	Code
600g ABC Powder (5A 21B C)	14364
800g ABC Powder (5A 34B C)	14365
1kg ABC Powder (8A 34B)	14366
2kg ABC Powder (13A 89B)	14367
6kg ABC Powder (43A 233B)	14368
9kg ABC Powder (55A 233B)	14369



IN THE KNOW

UK fire extinguisher regulations state that you should have a minimum of two 'Class A' extinguishers on every storey of the building.

The 'standard pair' water-based and CO₂ fire extinguishers are usually located by exits and fire alarm call-points. To comply with fire extinguisher regulations, extinguishers should be either fixed to the wall, or attached to a stand. Fire extinguishers must be commissioned on-site by a competent person. This generally means someone who has passed the BAFE fire extinguisher exam or has an equivalent qualification.

Fire extinguishers are not compliant with UK fire extinguisher legislation until they have been commissioned.

Fire extinguisher regulations state that extinguishers must be serviced annually.



Fire Extinguishers Stands

Robust fully moulded design, these stands are manufactured from impact and chemical resistant plastic. Supplied in sections for easy transportation and assembly.

Free-standing design.

Dimensions (HxWxD):
Single: 645 x 290 x 300mm
Double: 645 x 500 x 300mm
Extinguisher not included.



Description	Code
Single	14370
Double	14371
Retaining Strap	14372



Fire Blankets

A durable single-piece moulded design with large labelled area for maximum impact. Kitemark certified to BSEN 1869:1997.

Description	Code
1 x 1m	14373
1.2 x 1.8m	14375

Fire Alarms



Battery operated site alarms with a loud 110db siren and a strobe function for noisy environments. Easily linkable with up to 5 other units.

Dimensions (HxWxD): 305 x 191 x 65mm
Uses PP3 batteries (replaceable)

Description	Code
Call Point Activation	14728
Push On / Twist Off Activation	14729



Manufactured from Die Cast Aluminium, this tried and tested design sounds at 60db up to 35 metres.

Pre-drilled flange for simple installation.

Description	Code
Rotary Hand Bell	14730



With plastic fronted 'glass' which is ideal for glass sensitive environments.

Secure 'snap fit' mechanism.

Description	Code
Break Glass Keybox	14731
Replacement 'Glass'	14732

Armbands and Lanyards



Nylon Armbands

Printed Nylon armbands with Velcro fastening.



Armbands

Photoluminescent and reflective armband with Velcro fastening.



Lanyards

Lanyards with hook and safety release clasp.

Description	Code
Fire Marshal	14190
Fire Warden	14191
First Aider	14192

Description	Code
Fire Marshal	14193
Fire Warden	14194
First Aider	14195

Description	Code
Fire Marshal	14725
Fire Warden	14726
First Aider	14727

Safety Light Sticks

Description	Code
Green Light Stick	13854
Orange Light Stick	13855
Yellow Light Stick	13856



IN THE KNOW

Multi-purpose, cool to the touch, water resistant light source.

- CE & EN71 UN approved
- Glows for 12 hours +
- Non Flammable
- Non Toxic



Acrylic Linemarker

Specially designed to produce hard wearing clearly visible lines. Suitable for hand or machine application, indoors and out.

- Ozone friendly
- Xylene free
- Supplied in singles

Description	Code
Yellow	14520
White	14521
Red	14522
Blue	14523
Green	14524
Orange	14525
Black	14526



Colour swatches are not a true representation of product colour. These are for visual purposes only.

Hand Held Line Paint Applicator

For use with standard 750ml paint cans

Description	Code
Applicator	PE95L



Eyewash Stations and Products

An essential first aid item in any environment where there is a potential risk of injury to the eye whether it be from dust particles, chemical splashes or debris.

Description	Code
Eyewash Kit	14341
500ml Eyewash Bottle for Kit	14342
HypaClens Pod Station with Mirror (25 Pods 20ml included)	14343
Eyewash Pods 20ml (Pack of 25)	14344



Grit Bins

Businesses have a responsibility to treat the areas around their premises during winter months to minimise the risk of slips, falls and skidding. Salt and Grit bins provide a safe solution for this, and our Grit bins are sturdy and prominent offering quick and easy access when required.



Winter Kit 1



Description	Code
1 x 200kg Grit Bin 8 x 25kg De-Icing Salt	20663

Winter Kit 2



Description	Code
1 x 400kg Grit Bin 16 x 25kg De-Icing Salt	20664

Rock Salt



Description	Code
30 x 10kg De-Icing Salt	20660



Description	Code
32 x 15kg De-Icing Salt	20661



Description	Code
21 x 25kg De-Icing Salt	20662

Snap Frames

Our ‘Snap Open, Snap Shut’ Frames are manufactured from Aluminium and are available in a range of popular sizes. Each has a 25mm extruded frame, and comes complete with fixings and an anti-glare cover sheet.

The codes below refer to the silver finish Snap Frame.

Other colours, profile sizes and finishes are also available - please contact the sales office for further details.

Description	Code
A4 (210 x 297mm)	13000
A3 (297 x 420mm)	13001
A2 (420 x 594mm)	13002
A1 (594 x 841mm)	13003
20" x 30" (508 x 762mm)	14774
30" x 40" (762 x 1016mm)	14775



Remember to display your Safety Posters!

See Page 93 for all our safety posters!



Snap Frame Options:



Radius Corners Snap Frames



- 25mm extruded aluminium frame
- 0.5mm anti glare cover
- Silver anodised finish
- Round moulded corners
- Secure snap open and close system
- Wall fixing kit included



LED Snap Frames



- 30mm extruded aluminium profile
- Super Slim 22mm external depth
- Energy saving LED technology
- Easy to use snap open and close system
- 1-2mm thick clear protective poster cover
- Available silver anodised



Lockable Snap Frames



- 32mm extruded aluminium frame
- 1.5mm strong plastic back panel
- 0.5mm anti-glare poster cover
- Mitred corners
- Sequential locking system
- Wall fixing kit included



Lockable Poster Frames

Secure, waterproof and vandal resistant frames suitable for indoor and outdoor use. With 45mm self colour extruded Aluminium frame and a 2mm thick clear plastic front to protect the contents.

Description	Code
A4 (210 x 297mm)	13004
A3 (297 x 420mm)	13005
A2 (420 x 594mm)	13006
A1 (594 x 841mm)	13007
A0 (841 x 1189mm)	13008
20" x 30" (508 x 762mm)	13009
30" x 40" (762 x 1016mm)	13010
40" x 60" (1016 x 1524mm)	13011



Aluminium Hanging Frame

Double sided 25mm extruded Aluminium hanging frames, designed to hold 4mm interior graphic.

(enough for 2 signs back-to-back).

Description	Code
400 x 150mm	13790
450 x 150mm	13791
600 x 200mm	13792
A4 (210 x 297mm)	14842
A3 (297 x 420mm)	14843



WIRE HANGING KIT PAGE 270

Pin Board

High quality felt pin boards with a silver anodised Aluminium frame. The 8mm thick soft board back is flame resistant and available in a range of colours.

Each board comes complete with fixing kit



Description	Colour	Code
900 x 600mm	Blue	14095
900 x 600mm	Red	14096
900 x 600mm	Grey	14097
900 x 600mm	Green	14098
1200 x 900mm	Blue	14099
1200 x 900mm	Red	14100
1200 x 900mm	Grey	14101
1200 x 900mm	Green	14102

Cork Board

Cork boards made from natural cork with a quality soft board back panel.

Fixings included with both boards



Description	Code
900 x 600mm	14776
1200 x 900mm	14778

Dry Wipes Magnetic



Aluminium framed dry wipe boards with a lacquered steel face. Can be used both as a magnetic board and a dry wipe board.

Fixings included with both boards



ASK US ABOUT CUSTOM BOARDS

Description	Dry Wipe Code
900 x 600mm	14092
1200 x 900mm	14093

Dry Wipe Markers

Dry wipe pens suitable for use on the 'Easy Wipe' magnetic materials.

Supplied in packs of 10.

Description	Code
Black	13714
Blue	13715
Red	13716
Green	13717



KEY



These products will have an extended delivery time please contact us for further information or delivery times.

Pavement Signs

Exterior Aluminium A-Board



Easy snap open Aluminium frame on a Steel back panel. Complete with anti-glare poster cover and locking leg stays.

Swinger Sign



Constructed with a heavy duty recycled PVC base and heat treated Aluminium face.

Waterbase Sign



Spring loaded to counteract even the highest winds, the Waterbase sign is the ultimate pavement sign. The base can be filled with water to provide a stable footing for the sign and with wheels incorporated into the base, transporting the sign is easy. The snap open system also makes changing the message quick and easy.

Supplied with Graphics

We can also print and apply your artwork to the boards before sending to you!

Please speak to the sales office for further information.

Extended Delivery Time

CONTACT US FOR MORE INFORMATION

Description	Code
A-Board (A2 Silver, 420 x 594 mm)	14083
A-Board (A1 Silver, 594 x 841 mm)	14084
Swinger Sign (430 x 625mm)	14085
Swinger Sign (500 x 750mm)	14625
Waterbase Sign (A1, 594 x 841 mm)	14626
Waterbase Sign (762x 1016mm)	14627
Waterbase Sign (A0, 841 x 1189 mm)	14528

Menu Frame Stands

Freestanding display stand with telescopic pole. The Snap Frame is adjustable providing both portrait and landscape options.

Description	Code
A4 Frame	14086
A3 Frame	14087



KEY

Extended Delivery Time

These products will have an extended delivery time please contact us for further information or delivery times.

CONTACT US TO SEE HOW WE CAN CREATE BESPOKE SAFETY SIGNS TO SUIT YOUR NEEDS.

