

**SCAN<sup>®</sup>**

# **Twin Lanyard**

**1.82 metre length**

**SCAFALYTWIN**

**CE 0194 EN 354:2010, EN358:2000**

**IMPORTANT:**

Read these instructions carefully  
and retain them for future reference.

**WARNING:**

- Activities involving the use of this equipment are inherently dangerous.
- You are responsible for your own actions and decisions.
- Before using this equipment, you must:
  - Read and understand all Instructions for its use.
  - Get specific training in its correct use.
  - Become acquainted with its capabilities and limitations.
  - Understand and accept the risk involved.

It is the responsibility of the organisation or user of this equipment to ensure that the Equipment Control Card which forms part of these instructions (page 6) is filled in, before the first use of this lanyard and maintained throughout its working life.

A copy of these instruction should be available to the user of this harness and they should be provided with a copy of these instruction prior to each use.

The Equipment Control Card must be maintained by a suitable qualified person and give details of inspections and any repairs carried out on this lanyard. The Equipment Control Card should be held on file throughout the working lifetime of the lanyard.

This Energy absorbing twin lanyard is used as a component of a personal fall arrest system. Commonly used to connect a safety harness to an anchor. It is designed to dissipate the energy developed in a fall of 4m to limit the force on the user's body to a maximum of 6Kn. This product has been made in accordance with the 16/425 PPE

directive. This product must not be over loaded beyond its rated capacity rating and must not be used for any purpose other than that for which it is designed.

**WARNING**

The equipment shall not be used outside its limitations, or for any purpose other than that for which it is intended.

**WARNING**


The equipment must not be used outside its limitations or for any purpose other than that for which it is intended.

Specific training is essential before use. This product must only be used by competent and responsible persons or those placed under the direct and visual control of a competent and responsible person. Gaining an adequate apprenticeship in the appropriate techniques and methods of protection is your own responsibility.

You personally assume all risks and responsibilities for all damage, injury or death which may occur during or following the incorrect use of this product in any manner whatsoever. If you are not able or are not in a position to assume responsibility or to take this risk, do not use this equipment.

All declarations of conformity for SCAN products are available at [www.scan-safety.com](http://www.scan-safety.com)

## Nomenclature of parts



- 1) EN362 large snap hook
- 2) Stitching closure
- 3) Stitching closure
- 4) EN362 carabiner
- 5) Energy absorber
- 6) Twin webbing

Before each use a thorough visual inspection should be made in order to verify the PPE's integrity.

If you have doubts about the safety of the product or if the product has been used to stop a fall, it is essential for your safety that the PPE be withdrawn from use and returned to the manufacturer or to a qualified person for verification or destruction.

### WARNING

Never try to modify or repair the PPE yourself and therefore please check the condition of the equipment:

1. For any breakage or tearing in the fibres.
2. The integrity of the splices.
3. For any deterioration (tearing, wear, burning) of the cord or strap.

4. For any warping or wear on the connectors.
5. The operation of connectors.
6. The condition of the metallic elements.
7. For any deterioration (tearing, wear, burning) of the textile loops.
8. For any deterioration (tearing) of the protective cover.

The energy absorber is not designed to stop more than one fall and must be replaced if a fall has taken place.

Connectors (hooks, carabiners, and D-rings) must be capable of supporting at least 5,000lbs.(22.2Kn). Connectors must be compatible with the anchorage or other system components. Do not use equipment that is not compatible. Non-compatible connectors may unintentionally disengage.

Connectors must be compatible in size, shape, and strength. Self-locking snap hooks and carabiners are required by CE EN362.

## **MAKING CONNECTIONS**

Only use self-locking snap hooks and carabiners with this equipment. Only use connectors that are suitable to each application. Ensure all connections are compatible in size, shape and strength. Do not use equipment that is not compatible. Ensure all connectors are fully closed and locked.

### **Lifetime**

The potential lifetime of Scan product is as follows: up to 10 years from the date of manufacture for plastic and textile products. It is indefinite for metallic products.

The actual lifetime of the product is influenced by a variety of factors such as: the intensity, frequency, and environment of use, the competence of the user, how well the product is stored and maintained, etc.

Inspect equipment periodically for damage and / or deterioration.

In addition to the inspection before and during use, a periodic in-depth inspection must be carried out by a competent inspector at least once every 12 months. The frequency of the in-depth inspection must be governed by the type and the intensity of use. To keep better track of your equipment, it is preferable to assign each piece of equipment to a unique user so that they will know its history.

The results of inspections should be documented. This must allow recording of the following details: type of equipment,

model, name and contact information of the manufacturer or distributor, means of identification (serial or individual number), year of manufacture, date of purchase, date of first use, name of user, all other pertinent information for example maintenance and frequency of use, the history of periodic inspections (date/ comments and noted problems / name and signature of the competent person who performed the inspection / anticipated date of next inspection).

### **WARNING**

Immediately retire any equipment if:

- It fails to pass inspection (inspection before or during use and at any periodic in-depth inspection).
- It has been subjected to a major fall or load.
- You do not know its full usage history.
- It is at least 10 years old and made of plastics or textiles.
- You have any doubt as to its integrity.

Destroy retired equipment to prevent further use.

### **Product obsolescence**

There are many reasons why a product may be judged obsolete and thus retired before the end of its actual lifetime. For examples, changes in applicable standards, regulations, or legislation; development of new techniques, incompatibility with other equipment, modifications or repairs.

## **WARNING**

Due to the risk of reducing the effectiveness of the equipment's, any modification, addition to and repair of the equipment is prohibited.

### **Storage, transport**

Keep your equipment in a bag or other container to protect it from exposure to UV, moisture, chemical products, etc.

### **Guarantee**



This product is guaranteed for 3 years against any faults in materials or manufacture. Exclusions from the guarantee: normal wear and tear, oxidation, modifications or alteration, incorrect storage, poor maintenance, damage due to accidents, to negligence, or to improper or incorrect usage.

Scan is not responsible for the consequences, direct, indirect or accidental, or any other type of damage befalling or resulting from the use of its products.

## **WARNING**

It is essential for the safety of the user that if the product is re-sold outside the original country of destination the reseller shall provide instructions for use, for maintenance, for periodic examination and for repair in the language of the country in which the product is to be used.

**SCAN sewing label example**

 <b>FALL ARREST LANYARD</b>  	<b>SCAN SAFETY PRODUCTS</b> NR4 6DG, NORFOLK, UNITED KINGDOM  Year mfrd: _____ Serial No: _____ Model: _____ PO No: _____	 Made of Polyester
EN354 : 2010 EN358 : 2000		

**Equipment control card**

Manufacturer	Scan Safety Products					
Contact details	Tel: 0845 673 333 - e-mail: enquiries@scan-safety.com					
Manufacturing date		Life expiry date	3 years			
Model		Serial No.				
Date of purchase		Date first put service		Name of user		
User's comments:						
S.No.	Date	Controller	Results	Comments	Signature	Next inspection
1						
2						
3						
4						
5						
6						
7						





**Scan Safety Products**  
Phoenix House,  
3 White Lodge Business Estate,  
Hall Road, Norwich, Norfolk  
NR4 6DG, United Kingdom  
E-mail: [enquiries@scan-safety.com](mailto:enquiries@scan-safety.com)